

James Mudge



ROUND Y DINING TABLE

JAMES MUDGE FURNITURE STUDIO

James Mudge



SPECIFICATIONS :

1600 Ø x 750mm | 44mm thick top

oak grey oil finish | 6 seater medium

with hardwood chairs | various painted finishes

James Mudge



SPECIFICATIONS :

1600 Ø x 750mm | 44mm thick top

oak grey oil finish | 4 seater small

with windsor chairs | custom painted finish & oak grey oil

James Mudge



SPECIFICATIONS :

1600 Ø x 750mm | 44mm thick top

walnut clear oil finish | 6 seater medium

with a custom painted and upholstered hardwood chair

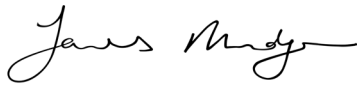
James Mudge



SPECIFICATIONS :

left: 1600 Ø x 750mm | 44mm thick top | oak dark charcoal finish

left: 1600 Ø x 750mm | 32mm thick top | oak grey oill finish



ROUND Y TABLE :

A clean, contemporary design, the Round Y Table demonstrates the skill required to manufacture the complex angles and joints of its base despite delivering a straightforward, utilitarian design. A simple round top provides a quiet background that draws one's attention to the finely crafted solidwood legs.

The Y Table is usually made with a 44mm thick top, but on smaller sizes we can also make this design with a thinner 32mm top. With a 44mm thick top the Y Table can be made up to a maximum diameter of about 1.8m, while the 32mm thick version can only be made up to 1.6m diameter.

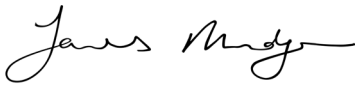
As this design is made with a three-legged base it most suits seating configurations in threes, ie three, six or nine place settings. This enables the chairs to be evenly placed around the table without interference from the table base.

The Round Y Table can be made as a coffee table, as well as a rectangular version.

Kindly note that this design is suitable for indoor use only.

STANDARD SIZES DINING :

		mm (D H)
3 seater (S)	-	900 Ø x 750
3 seater (S)	-	1000 Ø x 750
3 seater (M)	-	1100 Ø x 750
3 seater (M)	-	1200 Ø x 750
3 seater (L)	-	1300 Ø x 750
6 seater (XS)	-	1400 Ø x 750
6 seater (S)	-	1500 Ø x 750
6 seater (M)	-	1600 Ø x 750
6 seater (L)	-	1700 Ø x 750
9 seater (S)	-	1800 Ø x 750



CARE INSTRUCTIONS - SOLID WOOD INDOOR FURNITURE :

you will need:

soft cloths / rags | water | soap

optional recommended soap: ProNature Plant Soap

DAILY CARE :

All the finishes we offer provide good protection to the timber. However, no finish can offer bullet-proof resistance to staining or scratches and your furniture will not be impervious to damage. But if you follow the instructions laid out below, it should be sufficient for normal, everyday use.

After use, wipe down the wood surfaces with a slightly damp soft cloth to preserve and protect the wood coating. Dry with another cloth if a lot of water remains. Do not expose these products for any extent of time to pools of water. If the products get wet you should dry them off as soon as possible. Most specifically oil, vinegar and fatty foods should be wiped up immediately using a mild solution of soapy water on a well-rung out damp cloth. Spills should not be left overnight as they will sink in and mark.

Never use Ammonia (ie Handy Andy) or oil/silicone based cleaners (ie Mr Min) on solid wood furniture as they will damage the finishes and can create cloudy marks.

Placing hot items on the wood may result in damage or burning. We recommend that you use coasters and trivets to protect the table tops from hot dishes.

We do not recommend that you place indoor furniture outdoors for any period of time. Outdoor furniture, even for covered outdoor areas, is specially designed to be able to withstand the dramatic temperature changes and moisture in the air. Exposing indoor furniture to outdoor environments could lead to warping, cracks, discolouration and ultimately will weaken the structural integrity of the design over time. Please enquire about our outdoor range if you are in need of outdoor or semi-outdoor furniture.

When used indoors, avoid placing solid wood furniture in full, everyday sun as exposure to sun/UV can cause yellowing, bleaching and light surface cracks.

Heavily airconditioned environments require the use of an humidifier to restore the natural humidity of the air, as extremely dry air will result in cracking / warping of the timber. This is also the case with central heating in cold climate countries.

MAINTENANCE :


When properly taken care of, your indoor piece of furniture should not need much maintenance beyond the above. All of our indoor tables receive a final coat of clear varnish to increase protection from liquids and foods. As such, you cannot re-oil your indoor furniture without first fully sanding off this layer of varnish.

Should you need to sand and re-oil your piece of furniture please contact us first so that we can recommend the course of action particular to your chosen design, timber and finish.


We work with a local oil manufacturer who produces top quality environmentally friendly and non-toxic oil finishes which we can recommend to you based on your order.

James Mudge


TIMBER SAMPLES :



ash - natural




oak - natural



oak - grey oil




iroko - grey oil



walnut - clear oil



oak - gunmetal



oak - dark charcoal