


James Mudge



SKINNY HARVEST DINING TABLE

JAMES MUDGE FURNITURE STUDIO

James Mudge



**SPECIFICATIONS :**

---

---

2400 x 900 x 750mm high | 32mm thick top

---

---

overhang 270mm c/c | oak natural finish

---

---

with skinny harvest bench 2200 x 250 x 450mm high

---

James Mudge



**SPECIFICATIONS :**

---

2400 x 900 x 750mm high | 32mm thick top

---

overhang 270mm c/c | oak natural finish

---

with skinny harvest bench 2200 x 250 x 450mm high

---

---

James Mudge



**SPECIFICATIONS :**

---

---

left: traditional dovetail joinery detail

---

---

right: 32mm thick top | oak natural finish

---

---

---



James Mudge



SPECIFICATIONS :

---

2200 x 800 x 750mm high | 32mm thick top

---

overhang 270mm c/c | oak natural finish

---

with skinny harvest bench 2000 x 250 x 450mm high

---

James Mudge



**SPECIFICATIONS :**

---

skinny harvest bar table

---

2500 x 600 x 1000mm high | 32mm thick top

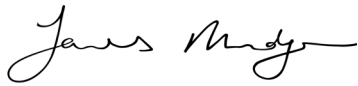
---

overhang 270mm c/c | oak natural finish

---

with three-legged barstools 710mm high | various finishes

---



SKINNY HARVEST TABLES :

The Skinny Harvest Table is a slimmer and more refined version of the Harvest Table design. These slender proportions make it perfect for smaller homes and apartments or work desks and canteen environments. This design can be paired with matching benches, which are sold separately, but also looks great when paired with chairs. You will be able to maximise seating by using benches instead of chairs, so bear that in mind if your space is limited. Take a look at our seating layout drawings on page 10.

As with most of our table designs, the Skinny Harvest Table is made to order and to size in increments of 100mm, to a maximum length of 3200mm and a maximum width of 1200mm. We also make this design in thicker proportions, as seen in the Harvest Table and French Oak Harvest Table designs. Please enquire for details.

We make a taller version of the Skinny Harvest design which can be used as a bar table, as well as narrow version for use as a server, desk or hall table. We also make this design as a coffee table.

The Skinny Harvest Table is suitable for indoor use only. We do make a version specially designed for outdoor use which has thicker proportions. Please enquire for details.

STANDARD SIZES DINING :

32mm top		mm ( L W H )
6 seater (S)	-	1600 x 800 x 750
6 seater (S)	-	600 x 900 x 750
6 seater (M)	-	1800 x 800 x 750
6 seater (M)	-	1800 x 900 x 750
8 seater (S)	-	2200 x 800 x 750
8 seater (S)	-	2200 x 900 x 750
8 seater (S)	-	2200 x 1000 x 750
8 seater (M)	-	2500 x 800 x 750
8 seater (M)	-	2500 x 900 x 750
8 seater (M)	-	2500 x 1000 x 750

Continued on page 8.

James Mudge

STANDARD SIZES DINING (CONT.):

32mm top		mm (L W H)
10 seater (S)	-	2800 x 900 x 750
10 seater (S)	-	2800 x 1000 x 750
10 seater (S)	-	2800 x 1100 x 750
10 seater (M)	-	3200 x 900 x 750
10 seater (M)	-	3200 x 1000 x 750
10 seater (M)	-	3200 x 1100 x 750



SEATING LAYOUT FOR STANDARD SIZES :

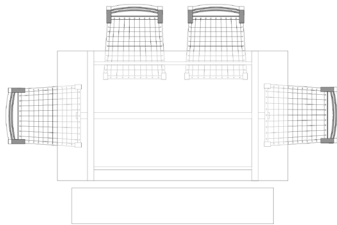
When choosing the size of your dining room table it is important to consider the style and size of the chairs you will be using, as well as the leg placement of the table design. The Skinny Havest Table has an overhang which varies proportionally according to the length of the table. When planning your seating arrangement, it is necessary to include space between chairs (at least 100-150mm) to ensure comfort when seated. This also creates a more elegant visual arrangement. Our Riempe Chair illustrates a minimum size seating arrangement and the Hardwood Chair is a good measure of a medium size chair with armrests. If the chair you select is wider than 550mm you should increase the table length accordingly to ensure there is enough space.

You can increase your seating arrangement for special occasions by placing chairs closer together and/or by placing two chairs at the table heads. This works best from 1m wide up. This design looks great when kept narrow (800mm or 900mm wide), but we can make it up to 1200mm wide for longer tables. This piece is made to a maximum length of 3200mm long.

6 Seater (S)

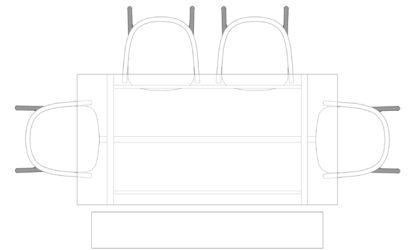
1600 x 900 x 750mm high | chairs 450mm wide  
Overhang: 230mm c/c | bench 1400 x 250mm

6



6 Seater (M)

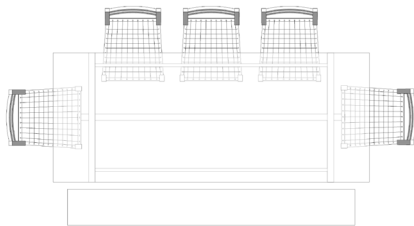
1800 x 900 x 750mm high | chairs 540mm wide  
Overhang: 230mm c/c | bench 1600 x 250mm



8 Seater (S)

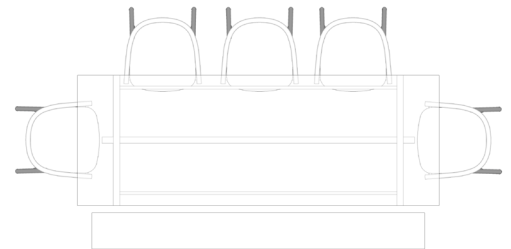
2200 x 900 x 750mm high | chairs 450mm wide  
Overhang: 270mm c/c | bench 2000 x 250mm

8



8 Seater (M)

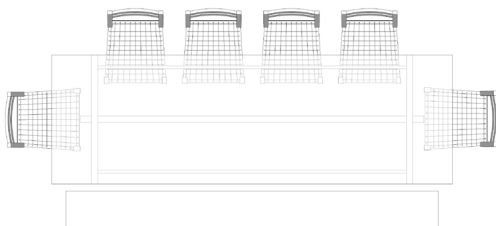
2500 x 900 x 750mm high | chairs 540mm wide  
Overhang: 270mm c/c | bench 2300 x 250mm



10 Seater (S)


2800 x 900 x 750mm high | chairs 450mm wide  
Overhang: 300mm c/c | bench 2600 x 250mm

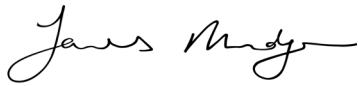
10



10 Seater (M)

3200 x 900 x 750mm high | chairs 540mm wide  
Overhang: 300mm c/c | benches 1500 x 250mm





CARE INSTRUCTIONS - SOLID WOOD INDOOR FURNITURE :

---

you will need:

soft cloths / rags | water | soap

optional recommended soap: ProNature Plant Soap

---

DAILY CARE :

---

All the finishes we offer provide good protection to the timber. However, no finish can offer bullet-proof resistance to staining or scratches and your furniture will not be impervious to damage. But if you follow the instructions laid out below, it should be sufficient for normal, everyday use.

After use, wipe down the wood surfaces with a slightly damp soft cloth to preserve and protect the wood coating. Dry with another cloth if a lot of water remains. Do not expose these products for any extent of time to pools of water. If the products get wet you should dry them off as soon as possible. Most specifically oil, vinegar and fatty foods should be wiped up immediately using a mild solution of soapy water on a well-rung out damp cloth. Spills should not be left overnight as they will sink in and mark.

Never use Ammonia (ie Handy Andy) or oil/silicone based cleaners (ie Mr Min) on solid wood furniture as they will damage the finishes and can create cloudy marks.

Placing hot items on the wood may result in damage or burning. We recommend that you use coasters and trivets to protect the table tops from hot dishes.

We do not recommend that you place indoor furniture outdoors for any period of time. Outdoor furniture, even for covered outdoor areas, is specially designed to be able to withstand the dramatic temperature changes and moisture in the air. Exposing indoor furniture to outdoor environments could lead to warping, cracks, discolouration and ultimately will weaken the structural integrity of the design over time. Please enquire about our outdoor range if you are in need of outdoor or semi-outdoor furniture.

When used indoors, avoid placing solid wood furniture in full, everyday sun as exposure to sun/UV can cause yellowing, bleaching and light surface cracks.

Heavily airconditioned environments require the use of an humidifier to restore the natural humidity of the air, as extremely dry air will result in cracking / warping of the timber. This is also the case with central heating in cold climate countries.

MAINTENANCE :

---

When properly taken care of, your indoor piece of furniture should not need much maintenance beyond the above. All of our indoor tables receive a final coat of clear varnish to increase protection from liquids and foods. As such, you cannot re-oil your indoor furniture without first fully sanding off this layer of varnish.

Should you need to sand and re-oil your piece of furniture please contact us first so that we can recommend the course of action particular to your chosen design, timber and finish.

We work with a local oil manufacturer who produces top quality environmentally friendly and non-toxic oil finishes which we can recommend to you based on your order.


James Mudge

TIMBER SAMPLES :


---



ash - natural




oak - natural



oak - grey oil




iroko - grey oil



walnut - clear oil



oak - gunmetal



oak - dark charcoal