

James Mudge



UP + OVER EXECUTIVE DESK

JAMES MUDGE FURNITURE STUDIO

James Mudge



SPECIFICATIONS :

oak natural with oak dark charcoal base

birch ply drawers with exposed traditional finger joints

with freestanding log credenza

James Mudge



SPECIFICATIONS :

- _____
- _____ log - with one removable shelf per door
- _____
- _____ optional cut-outs for cable access
- _____
- _____
- _____

James Mudge



SPECIFICATIONS :

freestanding log detail

oak natural with white painted ends

on freestanding dark charcoal base

James Mudge

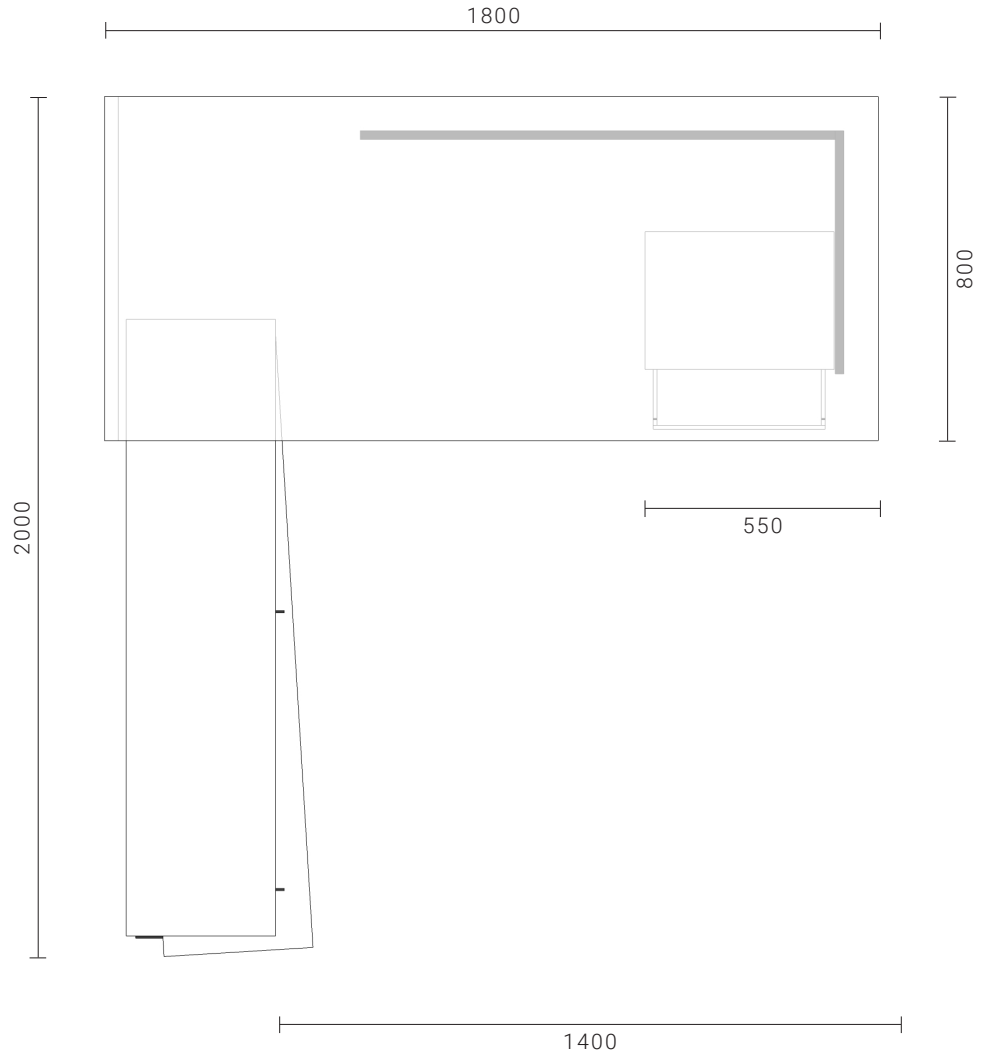


SPECIFICATIONS :

up + over executive desk

front view

James Mudge



SPECIFICATIONS :

- layout sketch showing placement of drawers and base
- with overall dimensions (1800 x 800mm desk)
-
-
-

James Mudge

UP + OVER EXECUTIVE DESK :

This piece was originally designed for the Nandos Executive Head offices in JHB and is perfect for the office environment. It is spacious and stylish with plenty of storage compartments allowing the desk space to remain tidy.

The Up + Over Desk is complimented by the freestanding Log Credenza. The desk can theoretically be made any size, however the Log Server is only available in three sizes - the one priced below is the smallest size. We have a few other credenza designs which could be used in place of the Log. Please enquire for bespoke elements like this.

This design is suitable for indoor use only.

STANDARD SIZES :

Up + Over Desk

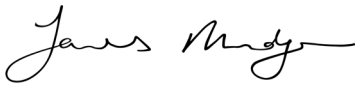
1800 x 800 x 750mm high

2000 x 900 x 750mm high

2200 x 900 x 750mm high

Log Credenza

2 door - 1500 x 380 x 600mm high



CARE INSTRUCTIONS - SOLID WOOD INDOOR FURNITURE :

you will need:

soft cloths / rags | water | soap

optional recommended soap: ProNature Plant Soap

DAILY CARE :

All the finishes we offer provide good protection to the timber. However, no finish can offer bullet-proof resistance to staining or scratches and your furniture will not be impervious to damage. But if you follow the instructions laid out below, it should be sufficient for normal, everyday use.

After use, wipe down the wood surfaces with a slightly damp soft cloth to preserve and protect the wood coating. Dry with another cloth if a lot of water remains. Do not expose these products for any extent of time to pools of water. If the products get wet you should dry them off as soon as possible. Most specifically oil, vinegar and fatty foods should be wiped up immediately using a mild solution of soapy water on a well-rung out damp cloth. Spills should not be left overnight as they will sink in and mark.

Never use Ammonia (ie Handy Andy) or oil/silicone based cleaners (ie Mr Min) on solid wood furniture as they will damage the finishes and can create cloudy marks.

Placing hot items on the wood may result in damage or burning. We recommend that you use coasters and trivets to protect the table tops from hot dishes.

We do not recommend that you place indoor furniture outdoors for any period of time. Outdoor furniture, even for covered outdoor areas, is specially designed to be able to withstand the dramatic temperature changes and moisture in the air. Exposing indoor furniture to outdoor environments could lead to warping, cracks, discolouration and ultimately will weaken the structural integrity of the design over time. Please enquire about our outdoor range if you are in need of outdoor or semi-outdoor furniture.

When used indoors, avoid placing solid wood furniture in full, everyday sun as exposure to sun/UV can cause yellowing, bleaching and light surface cracks.

Heavily airconditioned environments require the use of an humidifier to restore the natural humidity of the air, as extremely dry air will result in cracking / warping of the timber. This is also the case with central heating in cold climate countries.


MAINTENANCE :

When properly taken care of, your indoor piece of furniture should not need much maintenance beyond the above. All of our indoor tables receive a final coat of clear varnish to increase protection from liquids and foods. As such, you cannot re-oil your indoor furniture without first fully sanding off this layer of varnish.


Should you need to sand and re-oil your piece of furniture please contact us first so that we can recommend the course of action particular to your chosen design, timber and finish.

We work with a local oil manufacturer who produces top quality environmentally friendly and non-toxic oil finishes which we can recommend to you based on your order.


TIMBER SAMPLES - DESK :



ash - natural




oak - natural




oak - grey oil




iroko - grey oil



walnut - clear oil




oak - gunmetal




oak - dark charcoal


TIMBER SAMPLES - LOG CREDENZA :




oak - natural



oak - grey oil



walnut - clear oil



oak - dark charcoal