

James Mudge



HARRIS BED & HEADBOARD

JAMES MUDGE FURNITURE STUDIO



SPECIFICATIONS :

harris bed base | 1800 x 2000 x 340mm high | king extra length

wallmounted harris headboard | 1800 x 44 x 900mm high

oak grey oil finish | pictured with custom harris bedside tables

James Mudge



SPECIFICATIONS :

left: harris bed and wallmounted headboard

right: custom harris bedside table | 650 x 450 x 630mm high

all in walnut clear oil finish

James Mudge



SPECIFICATIONS :

left: detail of the wallmounted harris headboard

oak grey oil finish | rounded corners and slatted timber

right: minimalist bedside drawers | plinth base | oak grey oil finish

James Mudge



SPECIFICATIONS :

left: custom harris bedside table | 750 x 500 x 630mm high

oak grey oil finish

right: custom harris bedside table | 650 x 450 x 630mm high

walnut clear oil finish

James Mudge

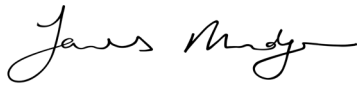


SPECIFICATIONS :

harris bed base | 1500 x 2000 x 340mm high | queen extra length

wallmounted minimalist headboard | 2200 x 20 x 600mm high

oak grey oil finish | pictured with custom bedside lights (not supplied)



HARRIS BED :

Taken from our dining table design of the same name, the Harris Bed provides a simple, yet elegant, solid wood bed base. We custom make this piece to suit your mattress dimensions and offer it in practically any size. We can also alter the height of the bed base to your preference.

While the bed base is made from a selection of solid wood timbers, the mattress support is made from Birch ply. In its larger sizes, this design is made disassemblable, for access up staircases and other points of entry.

There are two headboard designs to optionally be paired with the Harris Bed: The Harris Headboard and the Minimalist Headboard. Both are made from solid wood, are wall mounted, and are sold separately.

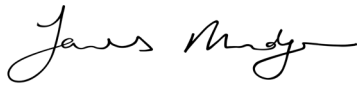
While the Harris Headboard uses similar design language to the bed base (sleek, rounded corners; thick solid wood timber), the Minimalist Headboard offers a much refined, linear option. The Minimalist Headboard often extends beyond the bed base on either side to interact with the bedside tables. The exact length should be determined along with the size of the bedside table. We can also attach bedside lights, switches and power points into this headboard design for maximum convenience. Any addition of lights, switches, power points etc will need to be discussed with us in detail for any additional costs, and the hardware will need to be provided.

We have a number of bedside table designs that accompany the Harris Bed nicely. The Harris Bedside Table, which is custom made with a bottom shelf, is also available as one of our standard desk designs. This design is also available with a brass inlay top (called the Brass Top Table). The Minimalist Chest of Drawers can be made in many different configurations and sizes, as well as with a rounded leg base instead of a plinth base. Please enquire for more information on this design or if you have any questions.

All the designs mentioned above are suitable for indoor use only.

STANDARD SIZES - HARRIS BED BASE ONLY :

mm (L W H)		
single	-	900 x 1880/2000 x 340
three quarter	-	1070 x 1880/2000 x 340
double	-	1370 x 1880/2000 x 340
queen	-	1520 x 1880/2000 x 340
king	-	1800 x 1880/2000 x 340

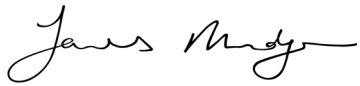


STANDARD SIZES - HARRIS WALL-MOUNTED HEADBOARD ONLY:

		mm (LWH)
single	-	900 x 900 x 44
three quarter	-	1070 x 900 x 44
double	-	1370 x 900 x 44
queen	-	1520 x 900 x 44
king	-	1800 x 900 x 44

STANDARD SIZES - MINIMALIST WALL-MOUNTED HEADBOARD ONLY:

		mm (LWH)
single	-	1600 x 600 x 20
three quarter	-	1750 x 600 x 20
double	-	2050 x 600 x 20
queen	-	2200 x 600 x 20
king	-	2500 x 600 x 20

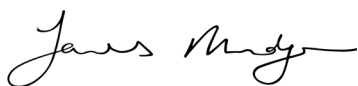


STANDARD SIZES - HARRIS BEDSIDE TABLE :

mm (L W H)
500 L x 450 w x 630 mm high
500 L x 500 w x 630 mm high
650 L x 450 w x 630 mm high
650 L x 500 w x 630 mm high
750 L x 450 w x 630 mm high
750 L x 500 w x 630 mm high
Harris bedside tables include one drawer and one low shelf.

STANDARD SIZES - MINIMALIST CHEST OF DRAWERS (PLINTH BASE) :

mm (L W H)
500 L x 460 w x 600 mm high
500 L x 510 w x 600 mm high
600 L x 460 w x 600 mm high
600 L x 510 w x 600 mm high
700 L x 460 w x 600 mm high
700 L x 510 w x 600 mm high
Sizes above include three drawers.
Also available in custom sizes and alternative base design.
Please enquire for more info.



CARE INSTRUCTIONS - SOLID WOOD INDOOR FURNITURE :

you will need:

soft cloths / rags | water | soap

optional recommended soap: ProNature Plant Soap

DAILY CARE :

All the finishes we offer provide good protection to the timber. However, no finish can offer bullet-proof resistance to staining or scratches and your furniture will not be impervious to damage. But if you follow the instructions laid out below, it should be sufficient for normal, everyday use.

After use, wipe down the wood surfaces with a slightly damp soft cloth to preserve and protect the wood coating. Dry with another cloth if a lot of water remains. Do not expose these products for any extent of time to pools of water. If the products get wet you should dry them off as soon as possible. Most specifically oil, vinegar and fatty foods should be wiped up immediately using a mild solution of soapy water on a well-rung out damp cloth. Spills should not be left overnight as they will sink in and mark.

Never use Ammonia (ie Handy Andy) or oil/silicone based cleaners (ie Mr Min) on solid wood furniture as they will damage the finishes and can create cloudy marks.

Placing hot items on the wood may result in damage or burning. We recommend that you use coasters and trivets to protect the table tops from hot dishes.

We do not recommend that you place indoor furniture outdoors for any period of time. Outdoor furniture, even for covered outdoor areas, is specially designed to be able to withstand the dramatic temperature changes and moisture in the air. Exposing indoor furniture to outdoor environments could lead to warping, cracks, discolouration and ultimately will weaken the structural integrity of the design over time. Please enquire about our outdoor range if you are in need of outdoor or semi-outdoor furniture.

When used indoors, avoid placing solid wood furniture in full, everyday sun as exposure to sun/UV can cause yellowing, bleaching and light surface cracks.

Heavily airconditioned environments require the use of an humidifier to restore the natural humidity of the air, as extremely dry air will result in cracking / warping of the timber. This is also the case with central heating in cold climate countries.

MAINTENANCE :

When properly taken care of, your indoor piece of furniture should not need much maintenance beyond the above. All of our indoor tables receive a final coat of clear varnish to increase protection from liquids and foods. As such, you cannot re-oil your indoor furniture without first fully sanding off this layer of varnish.

Should you need to sand and re-oil your piece of furniture please contact us first so that we can recommend the course of action particular to your chosen design, timber and finish.

We work with a local oil manufacturer who produces top quality environmentally friendly and non-toxic oil finishes which we can recommend to you based on your order.


TIMBER SAMPLES :



ash - natural




oak - natural



oak - grey oil




iroko - grey oil



walnut - clear oil



oak - gunmetal



oak - dark charcoal