

HON

ACCELERATE™
Workstations



ACCELERATE YOUR
SPEED OF BUSINESS



Maximize Your Freedom.

Today's fast-paced companies have to be ready for anything. Accelerate is designed to adapt and grow at the speed of business. The thin profile and clean lines offer a range of aesthetic options to maximize design freedom. The versatile selection works great alone, or even better when combined with other HON products to maximize planning freedom. Accelerate your speed of business, and be ready for anything.



OPTIMIZE YOUR SPACE

Accelerate offers 72" panels, making it possible to configure a workstation with only two panels and a minimal number of components.

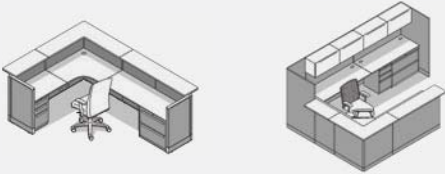
Fabric stackers can be added to panels to customize workstation height and create an added level of privacy.

Voi® worksurface and O-Leg supports complement Accelerate panels to create a contemporary, open environment.

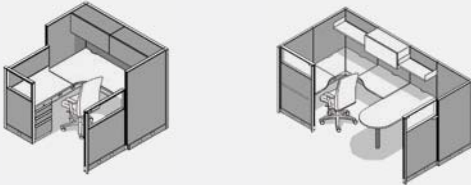
ONE EASY DECISION

From reception areas to open environments to teaming spaces, Accelerate delivers a perfect fit. Designed to accommodate multiple configurations through a single solution, Accelerate provides design flexibility throughout each area of your space. The optimized selection and versatile 72" panels use fewer parts, making it simple to plan, order, install and reconfigure.

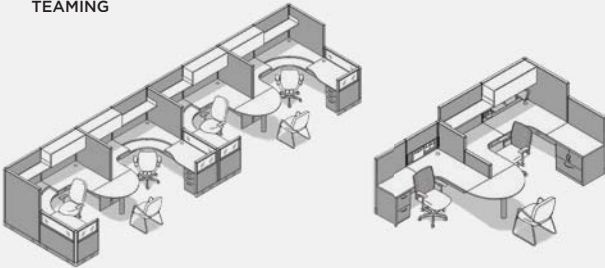
RECEPTION



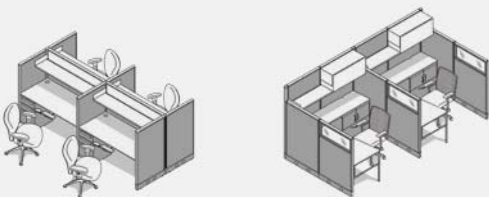
MANAGER



TEAMING



OPEN



DEFINE YOUR SPACE

Accelerate offers multiple configurations from a single solution so you can adapt at the speed of business.



RECEPTION

The workplace is a reflection of your company's culture. Accelerate combines versatility and selection to create the right look and leave a lasting impression.





MANAGER
Increase panel height to add visual privacy and to support extended periods of heads down concentration.




TEAMING
Balance collaboration and privacy with peninsula worksurfaces and panel dividers to create high-performing workspaces.




OPEN
Varying height and frosted glass panels create an open environment with access to natural light.

STYLE THAT PERFORMS


Accelerate combines style, selection and quality construction to provide unparalleled value. Its high-performance design features thin profile glass panels, personal storage elements and a variety of worksurface options, all working together to provide value for years to come. Add in the confidence you'll receive from the HON Full Lifetime Warranty, and it's easy to see how Accelerate will quickly become one of your most valuable assets.



Brilliant White



Silver Mesh



Sheer Mesh



Natural Maple



Harbor Teak*




Harvest



Shadow



Bourbon Cherry



Henna Cherry



ATTENTION TO DETAIL

Accelerate is designed to work in a wide variety of spaces and support different work styles. Choose the elements you want and create a space that suits your individual needs.



PANELS

Designed with a clean, minimal appearance, clear and frosted glass deliver privacy while supporting access to natural light.



TRIM

Top cap, end cap and baserail trim support a clean and contemporary design aesthetic.




SCALLOP WORKSURFACE

Worksurfaces are available in a variety of shapes and sizes to support countless configurations, and come standard with scallops that provide easy access to wiring.




TECHNOLOGY

Metal base rail supports quick access to data and power and keeps networking neatly concealed and organized.



Shaker Cherry



Columbian Walnut



Mahogany

FINISHES

The light to dark selection of finishes allow Accelerate to blend into any space.

** Available on Abound and Voi components only.*

COORDINATE WITH ACCELERATE

Accelerate panels are compatible with other HON products, like Voi worksurfaces, Abound® overheads, and Flagship® or Brigade® personal storage. This adaptable design approach further expands planning options to create environments that are unified both aesthetically and functionally. The interchangeable components allow you to customize your space with a clean, contemporary look, and change your mind without changing your furniture.



GREAT ALONE

Looking for a single solution to outfit your entire space? Accelerate was carefully designed with a variety of panel, worksurface and above and below storage options to support any type of work, in any type of space.



BETTER TOGETHER

Interested in expanding your design freedom? Flagship storage components integrate with Accelerate panels to further expand planning options and support a wider variety of personal storage needs.





THE BEST SELECTION


Need to create a custom look to match your environment? Voi storage components and Abound accessories pair with Accelerate panels to deliver a refined aesthetic and added level of customization.



PANELS



WORKSURFACES



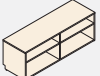
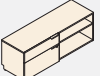
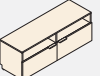

























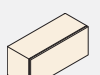
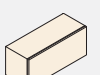



















ACCESSORIES





STORAGE

 VOI FLOOR CREDENZA OPEN	 VOI FLOOR CREDENZA 2 FILE	 VOI LOW CREDENZA OPEN	 VOI LOW CREDENZA LH DRAWER	 VOI LOW CREDENZA OPEN TOP	 VOI LOW CREDENZA 4 STORAGE DOORS	 VOI LOW CREDENZA 2 FILE / 2 BOX
 VOI MOBILE CREDENZA	 VOI MOBILE PEDESTAL	 VOI STORAGE TOWER PERSONAL	 VOI STORAGE TOWER 50" & 65" WARDROBE	 VOI BOX/BOX/FILE PEDESTAL	 VOI FILE/FILE PEDESTAL	 VOI NARROW BOX/BOX/FILE PEDESTAL
 VOI 2-HIGH LATERAL FILE	 VOI FILE CENTER	 VOI BOOKCASE SUPPORT	 VOI PEDESTAL CUSHION	 VOI CREDENZA CUSHION	 VOI OVERHEAD CABINET WITH SLIDING DOOR	 VOI OVERHEAD CABINET WITH DOORS
 VOI OVERHEAD CABINET WITH MIXED MATERIAL DOORS	 VOI O-LEG SUPPORT FOR OVER- HEAD CABINET: 50" & 65"	 VOI SHELF FOR OVERHEAD CABINET	 ABOUND METAL OVERHEAD CABINET WITH DOORS	 ABOUND LAMINATE OVERHEAD CABINET WITH DOORS	 ABOUND OPEN STORAGE CABINET	 ABOUND OPEN STORAGE CABINET
 ABOUND OVERHEAD CABINET	 ABOUND OPEN SHELF	 ACCELERATE FLIPPER DOOR OVERHEAD CABINET ETA OR FULLY ASSEMBLED	 ACCELERATE RECEDING DOOR OVERHEAD CABINET	 ACCELERATE PANEL MOUNTED SHELVES ETA OR FULLY ASSEMBLED	 STANDARD HEIGHT MOBILE PEDESTAL BOX/BOX/FILE	 STANDARD HEIGHT MOBILE PEDESTAL FILE/FILE
 STANDARD HEIGHT FREESTANDING PEDESTAL BOX/BOX/FILE	 STANDARD HEIGHT FREESTANDING PEDESTAL FILE/FILE	 FLAGSHIP UNIVERSAL MOBILE PEDESTAL BOX/BOX/FILE	 FLAGSHIP UNIVERSAL MOBILE PEDESTAL FILE/FILE	 FLAGSHIP UNIVERSAL FREESTANDING PEDESTAL BOX/BOX/FILE	 FLAGSHIP UNIVERSAL FREESTANDING PEDESTAL FILE/FILE	 FLAGSHIP STANDARD HEIGHT MOBILE PEDESTAL BOX/BOX/FILE
 FLAGSHIP STANDARD HEIGHT MOBILE PEDESTAL FILE/FILE	 FLAGSHIP STANDARD HEIGHT FREESTANDING PEDESTAL BOX/BOX/FILE	 FLAGSHIP STANDARD HEIGHT FREESTANDING PEDESTAL FILE/FILE	 BRIGADE STANDARD HEIGHT MOBILE PEDESTAL BOX/BOX/FILE	 BRIGADE STANDARD HEIGHT MOBILE PEDESTAL FILE/FILE	 BRIGADE STANDARD HEIGHT FREESTANDING PEDESTAL BOX/BOX/FILE	 BRIGADE STANDARD HEIGHT FREESTANDING PEDESTAL FILE/FILE

GET DOWN TO BUSINESS

Combining quality, versatility, clean aesthetics and affordable pricing, Accelerate delivers the value that helps companies get down to business smarter, faster and easier than ever before.



PRODUCTS, MATERIALS, AND FINISHES SHOWN:

Front Cover: Accelerate panels in Tempest Full Stream and Tempest. Frost with frosted glass panels. Trim in Platinum Metallic. Voi® overhead cabinet with frosted doors. Voi slim profile pedestal in Columbian Walnut. Voi mobile pedestal in Columbian Walnut and seat cushion in Ditto Fountain. Accelerate Worksurfaces in Silver Mesh. Nucleus® mesh back chair in Fog mesh and Inertia Surf.

Pages 2-3 A: Accelerate panels in Sarto Meadow and Sarto Sesame with trim in Muslin. Metal overhead storage in Muslin. Voi mobile pedestals in Harvest with seat cushions in Stitchery Keylime. Worksurfaces in Sheer Mesh. Nucleus mesh back task chair in Vanilla and Inertia Lime. Flock™ seating and tables in Moguls Verdant and Harvest laminate with Textured Satin Chrome.

Page 3 B: Accelerate panels in Sarto Wheat with trim in Muslin. Systems pedestals in Muslin. Accelerate worksurfaces in Sheer Mesh. Lota™ mesh back chair in Charcoal.

Page 3 C: Accelerate panels in City Lights Dove and City Lights Anthracite with trim in Brilliant White. Storage in Columbian Walnut with seat cushion in Maharam Offset Spice. Accelerate worksurfaces in Brilliant White. Ignition™ chair in Centurion Tangerine.

Page 3 D: Accelerate panels in City Lights Dove with trim in Platinum Metallic and metal shelves. Accelerate worksurfaces in Silver Mesh. Voi storage in Columbian Walnut. Lota mesh back chair in Black.

Pages 4-5 E: Accelerate panels in Appoint Artichoke with trim in Champagne Metallic. Voi storage in Columbian Walnut. Accelerate worksurfaces in Brilliant White. Lota mesh back chairs in Navy.

Page 4 F: Accelerate panels in Element Veil with trim in Platinum Metallic. Accelerate worksurfaces in Silver Mesh. Ignition mesh back chair in Moguls Mandarin.

Page 5 G: Accelerate panels in Appoint Dune with trim in Champagne Metallic. Voi storage in Shaker Cherry. Accelerate worksurfaces in Brilliant White. Ignition chair in Centurion Tangerine. Ignition guest chair in Maharam Offset Spice.

Page 5 H/Back Cover: Accelerate panels in Appoint Artichoke with trim in Champagne Metallic. Flagship storage, tool rail and accessories in Champagne Metallic. Seat cushion in Maharam Offset Spice. Accelerate worksurfaces in Brilliant White. Ignition chairs in Centurion Tangerine.

Pages 6-7 I: Accelerate panels in Appoint Dune with trim in Platinum Metallic. Accelerate worksurfaces in Brilliant White. Voi storage in Columbian Walnut. Ignition chairs in Moguls Verdant.

Pages 8-9 J: Accelerate panels in Tempest Full Stream and Tempest Frost with frosted glass panels. Trim in Platinum Metallic. Voi overhead cabinet with frosted doors. Voi slim profile pedestal in Columbian Walnut laminate. Voi mobile pedestal in Columbian Walnut and seat cushion in Ditto Fountain. Accelerate worksurfaces in Silver Mesh. Nucleus mesh back chair in Fog mesh and Inertia Surf.

Page 8 K: Accelerate panels in Element Millet with trim in Muslin. Systems pedestals in Muslin. Accelerate worksurfaces in Sheer Mesh. Lota mesh back chair in Black.

Page 8 L: Accelerate panels in Sarto Sesame with trim in Muslin. Flagship storage in Muslin with seat cushion in Stitchery Keylime. Accelerate worksurfaces in Harvest. Ignition mesh back chair in Moguls Verdant.



HON®

The HON Company
200 Oak Street
Muscatine, IA 52761
800.833.3964
hon.com

© 2013 The HON Company. Form No. H4366 (1/14)
HON, Abound, Flagship, Nucleus, Voi and Brigade are registered trademarks of HNI Technologies, under license to The HON Company. Accelerate, Lota, Flock and Ignition are trademarks of The HON Company. level is a trademark of BIFMA International. Models, upholstery and finishes are subject to change without notice.

For more information, visit hon.com