



HAND TURKEY




Step 1.
Trace an outline of
your hand onto a
piece of paper.




Step 2.
Draw an eye on the thumb.
Add the wattle (the neck skin!)
and the beak.



Step 3.
Add feet and a wing.



Step 4.
Add feather details
to the tail.



Step 5.
Add a hat!

Color in your
turkey friend!

Happy
Thanksgiving!

KID
MADE
MODERN.



HAPPY THANKSGIVING

KID
MADE
MODERN.