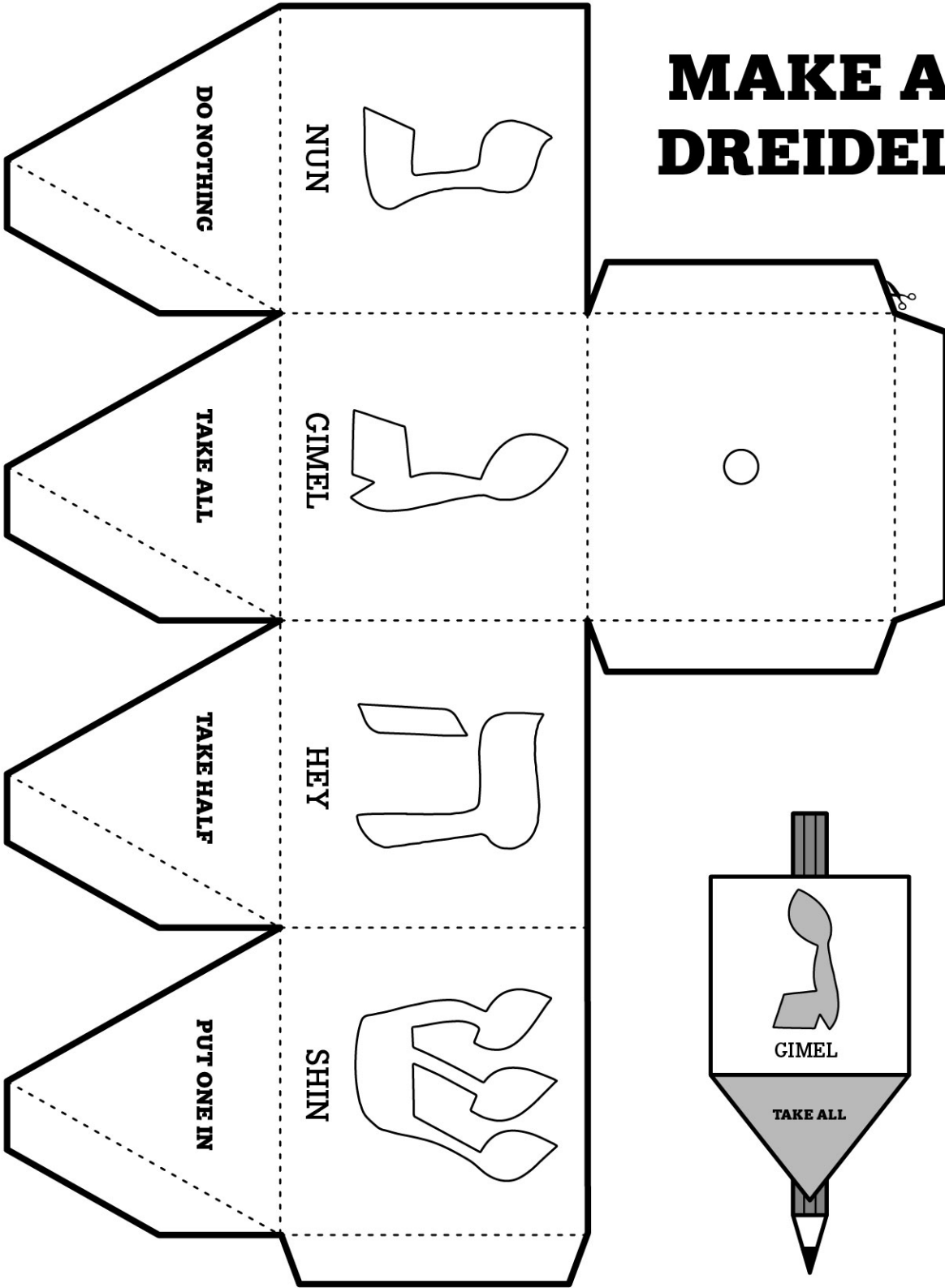


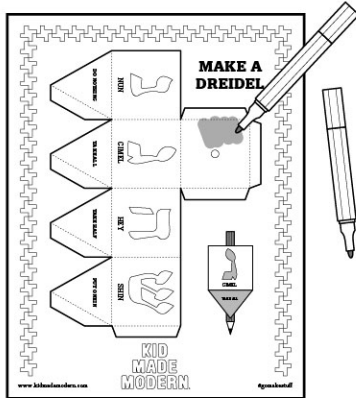
MAKE A DREIDEL



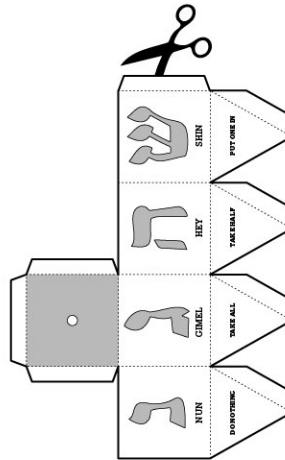
KID
MADE
MODERN.

MAKE A DREIDEL

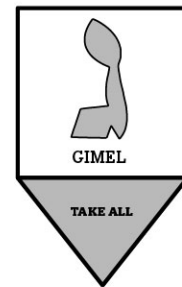
Instructions:



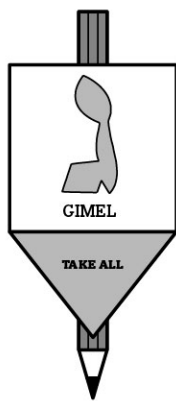
Step 1.
Print out the dreidel
and color in.



Step 2.
Cut out on the
solid outline.



Step 3.
Fold on all of the
dotted lines.
Glue or tape together.



Step 4.
Insert a small pencil
into the top hole.
Now you can spin the dreidel!

KID
MADE
MODERN.

DREIDEL RULES

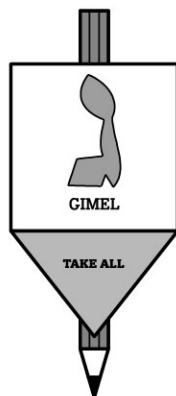
Divide tokens equally among all players, start with 10 pieces per player. These can be chocolate gelt, pom poms, candy, or other small objects.

Players take turns spinning the dreidel.

At the beginning of each round, every player puts one token into the center.

Each player spins the dreidel once during their turn. Depending on which side is facing up when the dreidel stops spinning, the player either gives or takes game pieces from the center.

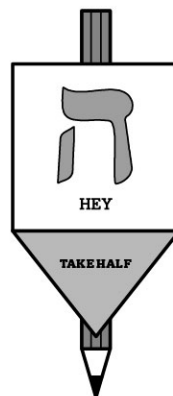
If the dreidel lands on...



GIMEL - ג
Take everything.



NUN - נ
Do nothing!



HEY - ה
Take half.



SHIN - ש
Put one of your
tokens into the center.

KID
MADE
MODERN.