



Warehouse Uniform & Embroidery

TEL: 305-599-8412

www.WUEinc.com

PORT AUTHORITY.

Port Authority® Ladies Core Classic Pique Polo. L100

An indispensable polo for just about every uniforming need. Designed for everyday wear, this pique polo is made from a durable blend for lived-in comfort, traditional good looks and exceptional value.

- 4.4-ounce, 60/40 cotton/poly pique
- Flat knit collar and cuffs
- 4-button placket with dyed-to-match buttons
- Side vents

CARE INSTRUCTIONS

Machine wash cold with like colors. Do not bleach. Tumble dry low. Cool iron if necessary

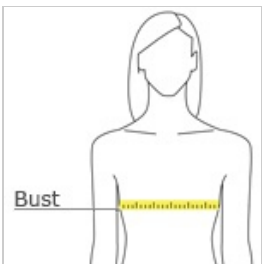


front



back

HOW TO MEASURE



BUST
With arms down at sides, measure around the upper body, under arms and around the fullest part of the bust.

SIZE CHART

	XS	S	M	L	XL	XXL	3XL	4XL	5XL	6XL
Size	2	4/6	8/10	12/14	16/18	20/22	24/26	28/30	32/34	36/38
Bust	32-34	35-36	37-38	39-41	42-44	45-47	48-51	52-55	56-59	60-63

COLOR INFORMATION



Bright Kelly
Green
PMS 7725 C




Burgundy
PMS 7428 C



Carolina Blue
PMS 659 C



Coastal Blue
PMS 2384 C




Deep Black
PMS NTR BLACK
C



Deep Forest
Green
PMS 5605 C



Graphite
PMS 426 C



Gusty Grey
PMS NO MATCH



Lemon Drop
Yellow
PMS 2002 C



Lime
PMS 2285 C



Rich Red
PMS 207 C




River Blue Navy
PMS 533 C



True Royal
PMS 7687 C



Wheat
PMS 482 C



White
PMS WHITE



Pink Azalea
PMS 676 C

