






JCG

Product no. 1000891



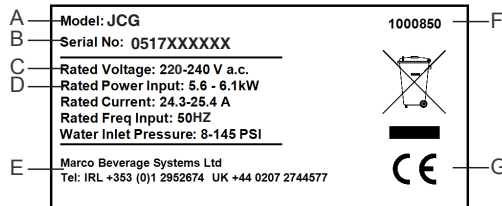
CONTENT	PAGE
 INFORMATION	2
 INITIAL SETUP	6
 CLEANING	8

IMPORTANT INFORMATION

This manual is designed for use by the user of the machine and/or by those performing maintenance on the machine and must be considered an integral part of the machine itself.

This manual provides information concerning correct use and appropriate maintenance of the machine, as well as useful indications for ensuring user safety. This manual must be preserved for the entire working life of the machine and must be transferred, together with the machine, to future users or owners. The information contained in this manual must not be construed as substituting the safety prescriptions and the technical data regarding installation and operation carried on the machine itself and on the packing materials. This manual reflects the current state of machine technology and shall not be considered obsolete solely because updated at a later date on the basis of acquired experience. The manufacturer reserves the right to make modifications to this manual with no obligation to update previous versions except in exceptional cases. Improper use of the machine or use in manners other than those described in this manual shall invalidate the guarantee conditions and shall release the manufacturer from all responsibility, the machine must be used only by adult, responsible persons. This manual must be preserved with care: the manufacturer declines all responsibility for damages to persons or things or to the machine itself deriving from improper use or use in manners other than those described herein or in the case the maintenance and safety precautions described herein are not respected.

RATING PLATE



- A. Model Number and name.
 B. Product serial code (mmyxxxxxx)
 C. Rated Voltage.
 D. Rated Power.
 E. Contact details.
 F. WEEE Logo
 This logo indicates that the product must not be disposed of as household waste. To help prevent possible harm to human health and/or the environment, the product must be disposed of in an approved and environmentally safe recycling process. For further information on how to dispose of this product correctly, contact product supplier, or the local authority responsible for waste disposal in your area.
 G. Regulatory standard logo
 This equipment has been designed and tested to comply with all applicable regulatory standards set by international, independent and government authorities.

PRECAUTIONS AND SAFETY FEATURES

Machine design has taken into account all reasonable user safety precautions; nevertheless, particular conditions of installation and/or handling may create unforeseen situations beyond the installer's control which will require case-by-case evaluation of residual risks. We recommend keeping the following in mind:

- Always handle the machine with care to avoid the danger of it falling.
- The packing materials (carton, cellophane, staples, polystyrene, etc.) can cut, wound or create hazards if used improperly or handled carelessly. Store such materials out of reach of children and irresponsible persons.
- This symbol on the appliance or package means that the appliance must not be considered as normal household refuse but that it must instead be delivered to an appropriate collection centre for the recycling of electric and electronic appliances. Make sure that this appliance is disposed of correctly and you too will be making your contribution to the prevention of negative effects on health and the environment, which could otherwise be caused by inadequate disposal. Recycling materials helps to preserve our natural resources. For more information about how to recycle this product, you can contact your local council office, local refuse disposal service or the retailer from whom you purchased the appliance.
- Before carrying out any installation or adjustment process, be sure to have read and thoroughly understood the warnings in this manual.
- The company cannot be held liable for any damage to people or property resulting from failure to respect the instructions concerning safety, installation and maintenance contained in this manual.
- The power cord of this appliance must never be replaced by the user. In the event of damage, switch off the appliance and only contact professionally qualified technicians for its replacement.

- Should you decide to no longer use this type of appliance, we recommend that you make it inoperative: unplug the appliance from the mains socket and cut off the power cord.
- All defects and/or anomalous machine behaviour should be reported immediately to authorized installation and/or maintenance personnel.
- Before connecting the machine, check that electrical power supply corresponds to the specifications on the data plate.
- Avoid use of multiple-plug adapters and extension cords.
- The ground wire must be connected; the electrical system must meet the standards set by local safety laws and regulations.
- The machine must be installed only by authorized, qualified personnel.
- Check that the machine components have suffered no damage during shipping; in the case defects or anomalies are found, interrupt installation and request replacement.

BASIC SAFETY PRECAUTIONS

- Never touch the machine with damp or wet hands.
- Never use the machine when barefoot.
- Never attempt to unplug the machine by pulling the power cord or the machine itself.
- Do not expose the machine to atmospheric agents (sun rain, etc.).
- Never allow the machine to be used by children or by irresponsible persons.
- Always use the appliance on a flat, steady surface that is able to support its weight.
- Always unplug the machine from the power supply before performing any cleaning or maintenance operations.
- Do not use jets of water or detergents for cleaning.
- In the case of machine breakdown or malfunction switch the machine off and do not tamper with it.
- For repairs contact only an authorized service center and request use of original spare parts.
- Non-observance of the above precautions may make the machine unsafe for future use.
- Do not leave the machine switched on when not in use. Unplug the machine when not in use.
- Do not obstruct the ventilation and/or heat dissipation openings and/or slits nor introduce water or any other liquids into same.
- Never insert spoons, forks or other utensils into the pouring lip (11) (see Fig. 1 & 7), or into the coffee grain container (2) (see Fig. 1) for any reason whatsoever while the appliance is operating.
- Always switch off the appliance before removing blockages from the pouring lip.
- Never place the appliance in water or other liquids.
- Should a foreign body stop the motor, switch the machine off immediately and contact an authorized service center.

WARNING

Those machines bearing the "EL. MOTOR WITH THERMAL PROTECTION" label are equipped with device which protects the motor from overheating. When this device is engaged, do not attempt to operate the machine: Isolate the machine from the power supply and eliminate the cause of the trouble before re-starting.

APPLICATIONS AND USE

- This coffee grinder has been devised for professional use by trained personnel.
- The grinder/dispenser must be used only for the application for which it was designed; that is, grinding roasted coffee beans. Any other use must be considered improper and therefore dangerous.
- The manufacturer shall not be held responsible for damages deriving from improper, erroneous or unreasonable use of the machine.
- The appliance must not be used by children or people with reduced, physical, sensorial or mental abilities. It must also never be used by people without the necessary skills and experience unless under supervision or during training.
Do not allow children to play with this equipment at any time.
- The machine is not designed for use in extreme environmental conditions and in any case at temperatures outside the -5°C to +40°C range.
- The user must respect the general safety regulations in force in the country in which the machine is installed as well as the rules of common sense, and shall be responsible for ensuring that periodic machine maintenance is correctly performed.
- The persons installing and using the machine and performing machine maintenance shall inform the manufacturer of any defects or damages due to wear that might jeopardize the original safety features of the machine.
- The installer shall be responsible for checking that the machine is installed in tolerable environmental conditions such as to not to create health or safety hazards for those using the machine.
- Any responsibility deriving from components manufactured and installed on the machine shall be assumed by the respective manufacturers; responsibility attributable to the persons authorized to use the machine shall be assumed by the customer.
- The machine is designed for 24-hour intermittent service. The machine components are designed and built to ensure at least 1000 hours' operation.
- Good cleaning and maintenance also contribute to determining long machine life.

TROUBLESHOOTING

Fault	Probable Cause	Action
The coffee is too weak	Not enough ground coffee has been used	Increase the amount of coffee
	Coffee grind is too coarse	Reduce the coarseness of the grind
The coffee is too strong	Too much ground coffee has been used	Reduce the amount of coffee
	Coffee grind is too coarse	Decrease the coarseness of the grind
	Not enough water has been used	Increase the amount of water
The basket is overflowing.	Coffee grind is too fine	Increase the coarseness of the grind
	Too much ground coffee has been used	Reduce the amount of coffee
Grinder doesn't start	Power cord is not connected to jet	Make sure power cord is connected
	Grinder is switched off	Make sure switch is in 'On' position
Erratic grind flow	Clump crusher is failing	Replace clump crusher

CLEANING AND MAINTENANCE

Recommended to check burrs after 350kg and change after 600kg (for espresso, varies depending on coffee and machine use).

WARNING

Disconnect the machine from the electrical source before carrying out any cleaning or maintenance operation.

WARNING

Do not pull on the electric cable nor the machine itself, to remove the plug from the electrical outlet.

PRESERVATION OF THE MANUAL

This manual must at all times be available to the machine user and/or the persons performing maintenance on the machine, who must be provided with full information regarding correct machine use and residual risks.

This manual must be preserved in a clean, dry place away from sources of heat. This manual must be used in a manner such as not to damage any part of its contents.

Do not remove, tear out or re-write any part of this manual for any reason. In case of loss of this manual or for further information, please contact your area retailer or the manufacturer.

IDENTIFYING BREAKDOWNS

Contact specialized personnel.

