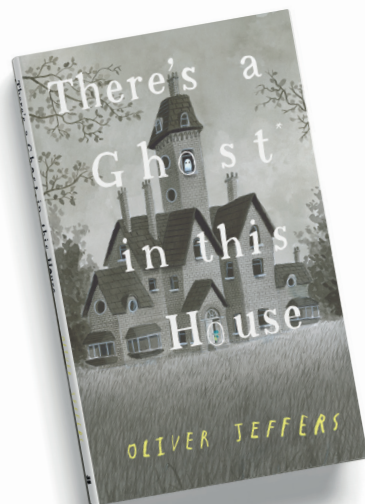


There's a G h o s t in this H o u s e

JUST ADD GHOSTS

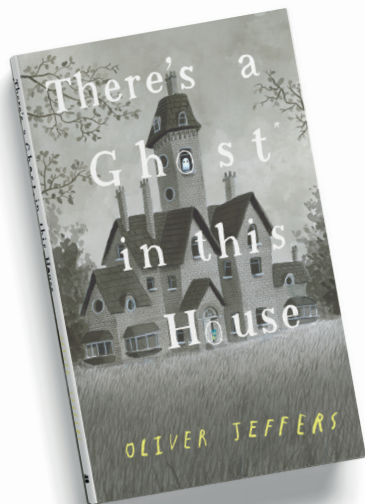
This room is haunted —
but where are the ghosts?
Draw them in the picture!



There's a Ghost in this House

SPOT THE DIFFERENCE

Can you spot five differences between the two pictures?



A.



B.


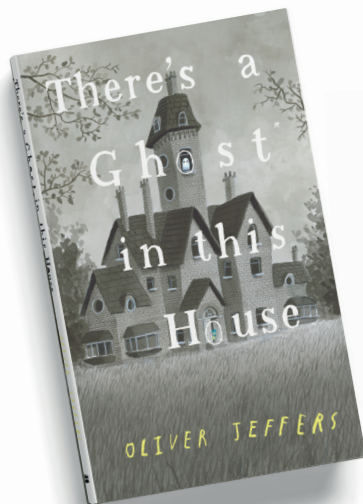


Answers: 1. Eyes on painting 2. Table leg 3. Vase 4. Stripe on dress 5. Ghost eyes in doorway

There's a Ghost in this House

HAUNTED MAZE

Guide this ghost back to its hiding place!


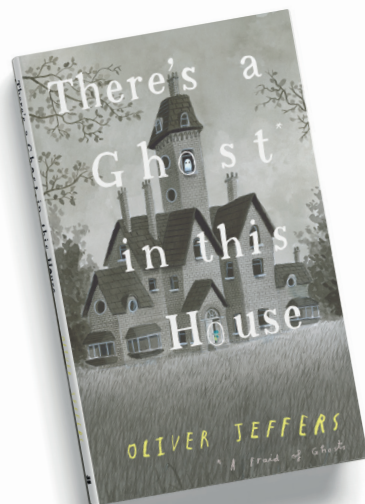


There's a Ghost in this House

HOST A GHOST!

The friendly ghosts here are looking for a new place to haunt. Help them by having a grown-up help you cut them out, and then find fun places to hide them around your home.


Set up your own haunted ghost hunt by having someone try to find them!



There's a Ghost in this House


HOW TO DRAW A GHOST!

You can draw your very own ghost with these three easy steps.




Art © 2021 by Oliver Jeffers

1.
Draw your ghostly outline.



2.
Add some eyes.



3.
Don't forget the shadow to show they are floating.



For more fun visit: oliverjeffersworld.com