


How to Make the Delta Harness for the Self-Squaring Gantry Switches




Here's what you need:


- 22 ga wire, red and black
- (4) male JST pin connectors
- (2) JST male pin connector housings
- (2) female pin connectors
- (1) JST female pin connector housing
- (1) piece of black signal wire 4" long
- (2) pieces of red signal wire 3" long



Strip the ends of each end of each wire.




Crimp a male pins on one end of each red wire and both ends of the black wire.



Insert the pins into the proper housings with the pin retaining tabs in line with the housing retainer slots.

And you're done.



Connect the harness to the appropriate limit switches. See the instruction manual.