


TL300-600 ..../..



## Spur gear winch

### Hand driven spur gear winch:

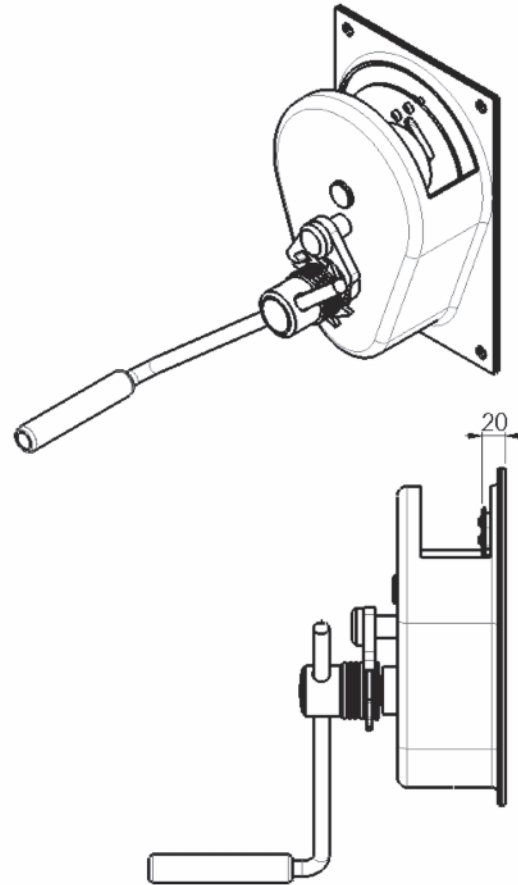
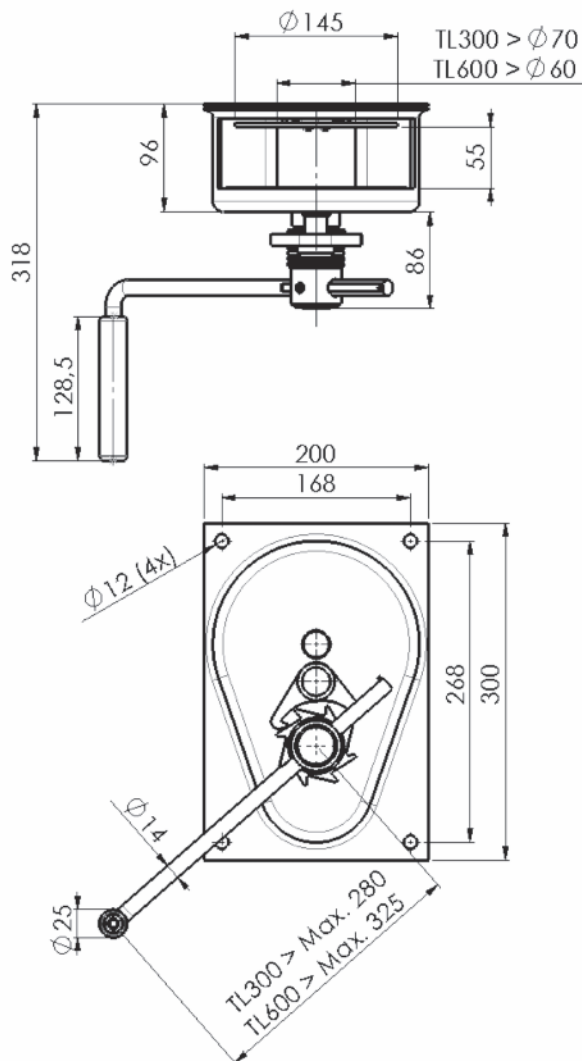
- robust and safe hoisting winch
- static safety factor of 4
- load pressure brake with double ratchet system
- maintenance-free bearing
- adjustable crank from 250 to 325 mm, ergonomic grip
- cable outlet upwards, downwards or at rear
- paint thickness is 60 - 80 Micron in 1 layer (in compliance with DIN/ISO 12944, C1M)
- optional ATEX certified  II 3 GD T3, suitable for zone 2 and 22
- closed gearbox
- in compliance with EN 13157 and DIN 15020 and EX types ATEX 114 (94/9/EG)

**GEBUWIN**  
metal products



Industrieweg 6 7102 DZ Winterswijk The Netherlands  
T +31 (0)543 532600 F +31 (0)543 532601  
info@gebuwin.com www.gebuwin.com

## Technical specifications TL300-600 ../..



Type	Mounting	Material	Remarks
TL300 GR	Wall, 4x M8 class 8.8	Painted finish	RAL 7035 (grey)
TL300 EV	Wall, 4x M8 class 8.8	Zinc-plated finish	
TL600 GR	Wall, 4x M8 class 8.8	Painted finish	RAL 7035 (grey)
TL600 EV	Wall, 4x M8 class 8.8	Zinc-plated finish	

Technical specifications	TL300	TL600
Capacity:		
1 <sup>st</sup> cable layer	300 kg	600 kg
Last cable layer	172 kg	336 kg
Crankforce 1 <sup>st</sup> cable layer	6 daN	10 daN
Hoisting length by one rotation of the crank, 1 <sup>st</sup> layer	32 mm	28 mm
Cable capacity	35 m	12 m
Diameter cable (EN 12383-4)	4 mm	6 mm
Min. breaking load cable	9 kN	17 kN
Own weight	10 kg	11 kg