

SIZING + GARMENT MEASUREMENTS

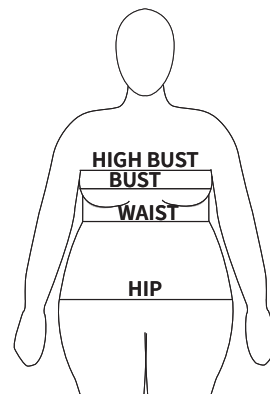
SELECTING YOUR SIZE

The **Sawtell top** is available in two size brackets: sizes A - J and sizes G - P. There is a 4 size overlap (G - J) so that you can grade between pattern sizes when required.

The size A - J pattern is drafted for a B cup bust (5cm / 2in difference between high bust and full bust measurements).

The size G - P pattern is drafted for a D cup bust (10cm / 4in difference between high bust and full bust measurements).

If your measurements are in the overlap section of our size charts (G - J), we suggest using the G-P range to achieve the best fit.



Use the LENGTHEN / SHORTEN lines on the pattern to make alterations to the length. See the following pages for the finished garment measurements for each pattern view in each size bracket.

A - J BODY MEASUREMENTS

	A	B	C	D	E	F	G	H	I	J
HIGH BUST	71cm 28"	76cm 29 ⁷ / ₈ "	81cm 31 ⁷ / ₈ "	86cm 33 ⁷ / ₈ "	91cm 35 ⁷ / ₈ "	96cm 37 ³ / ₄ "	103.5cm 40 ³ / ₄ "	111cm 43 ³ / ₄ "	118.5cm 46 ⁵ / ₈ "	126cm 49 ⁵ / ₈ "
BUST	76cm 29 ⁷ / ₈ "	81cm 31 ⁷ / ₈ "	86cm 33 ⁷ / ₈ "	91cm 35 ⁷ / ₈ "	96cm 37 ³ / ₄ "	101cm 39 ³ / ₄ "	108.5cm 42 ³ / ₄ "	116cm 45 ⁵ / ₈ "	123.5cm 48 ⁵ / ₈ "	131cm 51 ¹ / ₈ "
WAIST	61cm 24"	66cm 26"	71cm 28"	76cm 29 ⁷ / ₈ "	81cm 31 ⁷ / ₈ "	86cm 33 ⁷ / ₈ "	93.5cm 36 ³ / ₄ "	101cm 39 ³ / ₄ "	108.5cm 42 ³ / ₄ "	116cm 45 ⁵ / ₈ "
HIP	84cm 33"	89cm 35"	94cm 37"	99cm 39"	104cm 41"	109cm 42 ⁷ / ₈ "	116.5cm 45 ³ / ₄ "	124cm 48 ⁷ / ₈ "	131.5cm 51 ³ / ₄ "	139cm 54 ³ / ₄ "

G - P BODY MEASUREMENTS

	G	H	I	J	K	L	M	N	O	P
HIGH BUST	103.5cm 40 ³ / ₄ "	111cm 43 ³ / ₄ "	118.5cm 46 ⁵ / ₈ "	126cm 49 ⁵ / ₈ "	133.5cm 52 ¹ / ₂ "	141cm 55 ¹ / ₂ "	148.5cm 58 ¹ / ₂ "	156cm 61 ¹ / ₂ "	163.5cm 64 ³ / ₈ "	171cm 67 ¹ / ₄ "
BUST	113.5cm 44 ³ / ₄ "	121cm 47 ⁵ / ₈ "	128.5cm 50 ¹ / ₂ "	136cm 53 ¹ / ₂ "	143.5cm 56 ¹ / ₂ "	151cm 59 ¹ / ₂ "	158.5cm 62 ³ / ₈ "	166cm 65 ³ / ₈ "	173.5cm 68 ¹ / ₄ "	181cm 71 ¹ / ₄ "
WAIST	93.5cm 36 ³ / ₄ "	101cm 39 ³ / ₄ "	108.5cm 42 ³ / ₄ "	116cm 45 ³ / ₄ "	123.5cm 48 ⁵ / ₈ "	131cm 51 ¹ / ₂ "	138.5cm 54 ¹ / ₂ "	146cm 57 ¹ / ₂ "	153.5cm 60 ¹ / ₂ "	161cm 63 ³ / ₈ "
HIP	116.5cm 45 ⁵ / ₈ "	124cm 48 ³ / ₄ "	131.5cm 51 ³ / ₄ "	139cm 54 ³ / ₄ "	146.5cm 57 ³ / ₄ "	154cm 60 ⁵ / ₈ "	161.5cm 63 ¹ / ₂ "	169cm 66 ¹ / ₂ "	176.5cm 69 ¹ / ₂ "	184cm 72 ¹ / ₂ "

SIZES A-J

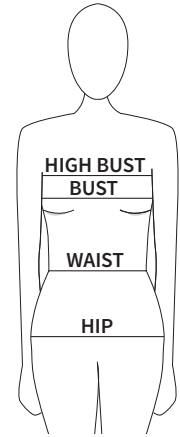
NOTES ON FITTING

The **Sawtell top** is designed to be loose and boxy in shape. It has subtle shaping at the top of the side seam and bust darts.

The **Sawtell top** is designed to have considerable ease at the waist and hips, so keep this in mind when selecting a size. Your hip measurement might be in a larger size bracket than your waist - before grading between sizes, check the finished garment measurements to see if there will be enough ease in the hips.

This pattern is drafted for a B cup bust and a height of 170cm (5'7"). Use the LENGTHEN / SHORTEN lines on the pattern to make alterations to the length.

More details related to fitting the **Sawtell top** can be found in the FIT KIT.



BODY MEASUREMENTS

	A	B	C	D	E	F	G	H	I	J
HIGH BUST	71cm 28"	76cm 29 ⁷ / ₈ "	81cm 31 ⁷ / ₈ "	86cm 33 ⁷ / ₈ "	91cm 35 ⁷ / ₈ "	96cm 37 ³ / ₄ "	103.5cm 40 ³ / ₄ "	111cm 43 ³ / ₄ "	118.5cm 46 ⁵ / ₈ "	126cm 49 ⁵ / ₈ "
BUST	76cm 29 ⁷ / ₈ "	81cm 31 ⁷ / ₈ "	86cm 33 ⁷ / ₈ "	91cm 35 ⁷ / ₈ "	96cm 37 ³ / ₄ "	101cm 39 ³ / ₄ "	108.5cm 42 ³ / ₄ "	116cm 45 ⁵ / ₈ "	123.5cm 48 ⁵ / ₈ "	131cm 51 ⁵ / ₈ "
WAIST	61cm 24"	66cm 26"	71cm 28"	76cm 29 ⁷ / ₈ "	81cm 31 ⁷ / ₈ "	86cm 33 ⁷ / ₈ "	93.5cm 36 ³ / ₄ "	101cm 39 ³ / ₄ "	108.5cm 42 ³ / ₄ "	116cm 45 ⁵ / ₈ "
HIP	84cm 33"	89cm 35"	94cm 37"	99cm 39"	104cm 41"	109cm 42 ⁷ / ₈ "	116.5cm 45 ³ / ₄ "	124cm 48 ⁷ / ₈ "	131.5cm 51 ³ / ₄ "	139cm 54 ³ / ₄ "

FINISHED GARMENT MEASUREMENTS

	A	B	C	D	E	F	G	H	I	J
BUST	86cm 33 ⁷ / ₈ "	91cm 35 ⁷ / ₈ "	96cm 37 ³ / ₄ "	101cm 39 ³ / ₄ "	106cm 41 ³ / ₄ "	111cm 43 ³ / ₄ "	118.5cm 46 ⁵ / ₈ "	126cm 49 ⁵ / ₈ "	133.5cm 52 ¹ / ₂ "	141cm 55 ¹ / ₂ "
WAIST	92.5cm 36 ¹ / ₂ "	97.5cm 38 ³ / ₈ "	102.5cm 40 ³ / ₈ "	107.5cm 42 ³ / ₈ "	112.5cm 44 ³ / ₈ "	117.5cm 46 ¹ / ₄ "	125cm 49 ¹ / ₄ "	132.5cm 52 ¹ / ₈ "	140cm 55 ¹ / ₈ "	147.5cm 58"
HIP	101cm 39 ³ / ₄ "	106cm 41 ³ / ₄ "	111cm 43 ³ / ₄ "	116cm 45 ⁵ / ₈ "	121cm 47 ⁵ / ₈ "	126cm 49 ⁵ / ₈ "	133.5cm 52 ¹ / ₂ "	141cm 55 ¹ / ₂ "	148.5cm 58 ¹ / ₂ "	156cm 61 ¹ / ₂ "
FINISHED LENGTH*	61.9cm 24 ³ / ₈ "	62.6cm 24 ³ / ₄ "	63.4cm 25"	64.2cm 25 ¹ / ₄ "	65cm 25 ¹ / ₂ "	65.7cm 25 ³ / ₄ "	66.8cm 26 ¹ / ₄ "	68cm 26 ³ / ₄ "	69.2cm 27 ¹ / ₄ "	70.4cm 27 ³ / ₄ "

FABRIC REQUIREMENTS

* Centre back - from neck to hem

	A	B	C	D	E	F	G	H	I	J	
VIEW A	115cm 45"	2m 2.2yds	2m 2.2yds	2m 2.2yds	2.1m 2.3yds	2.1m 2.3yds	2.3m 2.6yds	2.3m 2.6yds	2.3m 2.6yds	2.4m 2.7yds	2.4m 2.7yds
	150cm 60"	1.4m 1.6yd	1.4m 1.6yd	1.4m 1.6yd	1.5m 1.7yds	1.5m 1.7yds	1.7m 1.9yds	1.7m 1.9yds	1.7m 1.9yds	1.8m 2yds	1.8m 2yds
VIEW B	115cm 45"	2.5m 2.8yds	2.6m 2.9yds	2.6m 2.9yds	2.6m 2.9yds	2.6m 2.9yds	3m 3.3yds	3.1m 3.4yds	3.1m 3.4yds	3.2m 3.5yds	3.2m 3.5yds
	150cm 60"	1.6m 1.8yds	1.6m 1.8yds	1.6m 1.8yds	1.7m 1.9yds	1.7m 1.9yds	2m 2.2yds	2.2m 2.4yds	2.2m 2.4yds	2.3m 2.6yds	2.3m 2.6yds
VIEW C	115cm 45"	2m 2.2yds	2m 2.2yds	2.3m 2.6yds	2.3m 2.6yds	2.3m 2.6yds	2.6m 2.9yds	2.7m 3yds	2.7m 3yds	2.9m 3.2yds	2.9m 3.2yds
	150cm 60"	1.4m 1.6yds	1.4m 1.6yds	1.4m 1.6yds	1.5m 1.7yds	1.5m 1.7yds	2m 2.2yds	2m 2.2yds	2.1m 2.3yds	2.1m 2.3yds	2.1m 2.3yds
VIEW D	115cm 45"	2m 2.2yds	2m 2.2yds	2m 2.2yds	2.1m 2.3yds	2.1m 2.3yds	2.4m 2.7yds	2.5m 2.8yds	2.5m 2.8yds	2.7m 3yds	2.7m 3yds
	150cm 60"	1.4m 1.6yds	1.4m 1.6yds	1.4m 1.6yds	1.5m 1.7yds	1.5m 1.7yds	1.8m 2yds	1.9m 2.1yds	1.9m 2.1yds	1.9m 2.1yds	1.9m 2.1yds

Please note: you will require more fabric if lengthening or using a directional print.

SIZES G-P

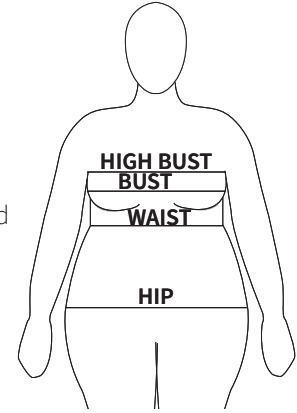
NOTES ON FITTING

The **Sawtell top** is designed to be loose and boxy in shape. It has subtle shaping at the top of the side seam and bust darts.

The **Sawtell top** is designed to have considerable ease at the waist and hips, so keep this in mind when selecting a size. Your hip measurement might be in a larger size bracket than your waist - before grading between sizes, see the finished garment measurements to see if there will be enough ease in the hips.

This pattern is drafted for a D cup bust and a height of 170cm (5'7"). Use the LENGTHEN / SHORTEN lines on the pattern to make alterations to the length.

More details related to fitting the **Sawtell top** can be found in the FIT KIT.



BODY MEASUREMENTS

	G	H	I	J	K	L	M	N	O	P
HIGH BUST	103.5cm 40¾"	111cm 43¾"	118.5cm 46½"	126cm 49½"	133.5cm 52½"	141cm 55½"	148.5cm 58½"	156cm 61½"	163.5cm 64¾"	171cm 67¼"
BUST	113.5cm 44¾"	121cm 47½"	128.5cm 50½"	136cm 53½"	143.5cm 56½"	151cm 59½"	158.5cm 62¾"	166cm 65¾"	173.5cm 68¼"	181cm 71¼"
WAIST	93.5cm 36¾"	101cm 39¾"	108.5cm 42¾"	116cm 45¾"	123.5cm 48¾"	131cm 51½"	138.5cm 54½"	146cm 57½"	153.5cm 60½"	161cm 63¾"
HIP	116.5cm 45⅞"	124cm 48¾"	131.5cm 51¾"	139cm 54¾"	146.5cm 57¾"	154cm 60¾"	161.5cm 63½"	169cm 66½"	176.5cm 69½"	184cm 72½"

FINISHED GARMENT MEASUREMENTS

	G	H	I	J	K	L	M	N	O	P
BUST	118cm 46½"	125.5cm 49½"	133cm 52¾"	140.5cm 55¼"	148cm 58¼"	155.5cm 61¼"	163cm 64¼"	170.5cm 67"	178cm 70"	185.5cm 73"
WAIST	132cm 52"	139.5cm 55"	147cm 58"	154.5cm 60¾"	162cm 63¾"	169.5cm 66¾"	177cm 69¾"	184.5cm 72½"	192cm 75½"	199.5cm 78½"
HIP	145cm 57"	152.5cm 60"	160cm 63"	167.5cm 66"	175cm 69"	182.5cm 72"	190cm 74¾"	197.5cm 77¾"	205cm 80¾"	212.5cm 83¾"
LENGTH¹	67cm 26¾"	67.9cm 26¾"	68.8cm 27"	70cm 27½"	70.5cm 27¾"	71.5cm 28½"	72.4cm 28½"	73.3cm 28¾"	74.3cm 29¼"	75.2cm 29¾"

¹ Centre back neck to hem.

FABRIC REQUIREMENTS

	G	H	I	J	K	L	M	N	O	P
VIEW A										
115cm 45"	2.3m 2.6yds	2.4m 2.7yds	2.5m 2.8yds	2.6m 2.9yds	2.7m 3yds	3m 3.3yds	3.1m 3.4yds	3.2m 3.5yds	3.5m 3.9yds	-
150cm 60"	2.1m 2.3yd	2.2m 2.5yd	2.2m 2.5yd	2.4m 2.7yds	2.4m 2.7yds	2.5m 2.8yds	2.5m 2.8yds	2.5m 2.9yds	2.6m 2.9yds	2.6m 2.9yds
VIEW B										
115cm 45"	3.1m 3.4yds	3.2m 3.5yds	3.3m 3.6yds	3.4m 3.7yds	3.5m 3.8yds	3.5m 3.8yds	3.5m 3.8yds	3.5m 3.8yds	3.8m 4.2yds	-
150cm 60"	2.4m 2.6yds	2.5m 2.8yds	2.5m 2.8yds	2.6m 2.9yds	2.8m 3.1yds	2.9m 3.2yds	2.9m 3.2yds	2.9m 3.2yds	3m 3.3yds	3.2m 3.5yds
VIEW C										
115cm 45"	2.7m 3yds	2.8m 3.1yds	2.8m 3.1yds	2.9m 3.2yds	3.1m 3.4yds	3.2m 3.5yds	3.2m 3.5yds	3.2m 3.5yds	3.4m 3.8yds	-
150cm 60"	2.2m 2.5yds	2.3m 2.6yds	2.3m 2.6yds	2.4m 2.7yds	2.5m 2.8yds	2.6m 2.9yds	2.7m 3yds	2.7m 3yds	2.8m 3.1yds	2.8m 3.1yds
VIEW D										
115cm 45"	2.7m 3yds	2.8m 3.1yds	2.8m 3.1yds	2.9m 3.2yds	3m 3.3yds	3.2m 3.5yds	3.3m 3.6yds	3.3m 3.6yds	3.5m 3.9yds	-
150cm 60"	2.2m 2.5yds	2.3m 2.6yds	2.3m 2.6yds	2.4m 2.7yds	2.5m 2.8yds	2.6m 2.9yds	2.6m 2.9yds	2.6m 2.9yds	2.7m 3yds	2.7m 3yds

Please note: you will require more fabric if lengthening or using a directional print.