

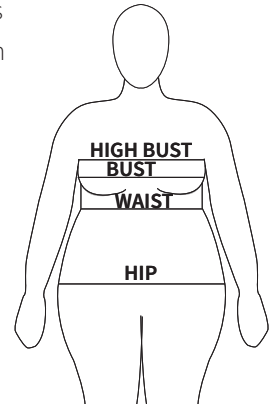
# SIZING + GARMENT MEASUREMENTS

## SELECTING YOUR SIZE

The **Gibson loungewear set** is available in two size brackets - sizes A - J and sizes G - P. There is a 4 size overlap (G - J) so that you are able to grade between pattern sizes when required.

The size A - J pattern has been drafted for a B cup bust (5cm / 2in difference between high bust and full bust measurements).

The size G - P pattern has been drafted for a D cup bust (10cm / 4in difference between high bust and full bust measurements).



Use the LENGTHEN / SHORTEN lines on the pattern to make alterations to the length. See the following pages for the finished garment measurements for each pattern view in each size bracket.

### A - J BODY MEASUREMENTS

	A	B	C	D	E	F	G	H	I	J
<b>HIGH BUST</b>	71cm 28"	76cm 29 <sup>7</sup> / <sub>8</sub> "	81cm 31 <sup>7</sup> / <sub>8</sub> "	86cm 33 <sup>7</sup> / <sub>8</sub> "	91cm 35 <sup>7</sup> / <sub>8</sub> "	96cm 37 <sup>3</sup> / <sub>4</sub> "	103.5cm 40 <sup>3</sup> / <sub>4</sub> "	111cm 43 <sup>3</sup> / <sub>4</sub> "	118.5cm 46 <sup>5</sup> / <sub>8</sub> "	126cm 49 <sup>5</sup> / <sub>8</sub> "
<b>BUST</b>	76cm 29 <sup>7</sup> / <sub>8</sub> "	81cm 31 <sup>7</sup> / <sub>8</sub> "	86cm 33 <sup>7</sup> / <sub>8</sub> "	91cm 35 <sup>7</sup> / <sub>8</sub> "	96cm 37 <sup>3</sup> / <sub>4</sub> "	101cm 39 <sup>3</sup> / <sub>4</sub> "	108.5cm 42 <sup>3</sup> / <sub>4</sub> "	116cm 45 <sup>5</sup> / <sub>8</sub> "	123.5cm 48 <sup>5</sup> / <sub>8</sub> "	131cm 51 <sup>7</sup> / <sub>8</sub> "
<b>WAIST</b>	61cm 24"	66cm 26"	71cm 28"	76cm 29 <sup>7</sup> / <sub>8</sub> "	81cm 31 <sup>7</sup> / <sub>8</sub> "	86cm 33 <sup>7</sup> / <sub>8</sub> "	93.5cm 36 <sup>3</sup> / <sub>4</sub> "	101cm 39 <sup>3</sup> / <sub>4</sub> "	108.5cm 42 <sup>3</sup> / <sub>4</sub> "	116cm 45 <sup>5</sup> / <sub>8</sub> "
<b>HIP</b>	84cm 33"	89cm 35"	94cm 37"	99cm 39"	104cm 41"	109cm 42 <sup>7</sup> / <sub>8</sub> "	116.5cm 45 <sup>3</sup> / <sub>4</sub> "	124cm 48 <sup>7</sup> / <sub>8</sub> "	131.5cm 51 <sup>3</sup> / <sub>4</sub> "	139cm 54 <sup>3</sup> / <sub>4</sub> "

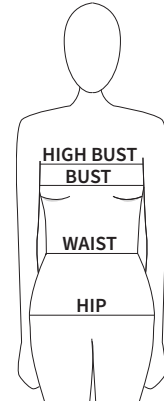
### G - P BODY MEASUREMENTS

	G	H	I	J	K	L	M	N	O	P
<b>HIGH BUST</b>	103.5cm 40 <sup>3</sup> / <sub>4</sub> "	111cm 43 <sup>3</sup> / <sub>4</sub> "	118.5cm 46 <sup>5</sup> / <sub>8</sub> "	126cm 49 <sup>5</sup> / <sub>8</sub> "	133.5cm 52 <sup>1</sup> / <sub>2</sub> "	141cm 55 <sup>1</sup> / <sub>2</sub> "	148.5cm 58 <sup>1</sup> / <sub>2</sub> "	156cm 61 <sup>1</sup> / <sub>2</sub> "	163.5cm 64 <sup>3</sup> / <sub>8</sub> "	171cm 67 <sup>1</sup> / <sub>4</sub> "
<b>BUST</b>	113.5cm 44 <sup>3</sup> / <sub>4</sub> "	121cm 47 <sup>7</sup> / <sub>8</sub> "	128.5cm 50 <sup>1</sup> / <sub>2</sub> "	136cm 53 <sup>1</sup> / <sub>2</sub> "	143.5cm 56 <sup>1</sup> / <sub>2</sub> "	151cm 59 <sup>1</sup> / <sub>2</sub> "	158.5cm 62 <sup>3</sup> / <sub>8</sub> "	166cm 65 <sup>3</sup> / <sub>8</sub> "	173.5cm 68 <sup>1</sup> / <sub>4</sub> "	181cm 71 <sup>1</sup> / <sub>4</sub> "
<b>WAIST</b>	93.5cm 36 <sup>3</sup> / <sub>4</sub> "	101cm 39 <sup>3</sup> / <sub>4</sub> "	108.5cm 42 <sup>3</sup> / <sub>4</sub> "	116cm 45 <sup>3</sup> / <sub>4</sub> "	123.5cm 48 <sup>5</sup> / <sub>8</sub> "	131cm 51 <sup>1</sup> / <sub>2</sub> "	138.5cm 54 <sup>1</sup> / <sub>2</sub> "	146cm 57 <sup>1</sup> / <sub>2</sub> "	153.5cm 60 <sup>1</sup> / <sub>2</sub> "	161cm 63 <sup>3</sup> / <sub>8</sub> "
<b>HIP</b>	116.5cm 45 <sup>3</sup> / <sub>4</sub> "	124cm 48 <sup>3</sup> / <sub>4</sub> "	131.5cm 51 <sup>3</sup> / <sub>4</sub> "	139cm 54 <sup>3</sup> / <sub>4</sub> "	146.5cm 57 <sup>3</sup> / <sub>4</sub> "	154cm 60 <sup>5</sup> / <sub>8</sub> "	161.5cm 63 <sup>1</sup> / <sub>2</sub> "	169cm 66 <sup>1</sup> / <sub>2</sub> "	176.5cm 69 <sup>1</sup> / <sub>2</sub> "	184cm 72 <sup>1</sup> / <sub>2</sub> "

# SIZES A - J

## NOTES ON FITTING

The **Gibson loungewear set** is designed to be very relaxed in fit. For **Views A + B**, Select a size based on your high bust measurement. There is considerable ease in the bust, waist and hip area of the pattern and it is unlikely you will need to grade up if your waist or hip measurements are in a larger size than your bust. We suggest checking the finished garment measurements for your size before choosing to do a Full Bust Adjustment (FBA). For **Views C + D**, select a size based on your hip measurement and check the finished waist measurement before deciding to grade between sizes.



This pattern is drafted for a B cup bust and a height of 170cm (5'7"). Use the LENGTHEN / SHORTEN lines on the pattern to make alterations to the length.

## BODY MEASUREMENTS

	A	B	C	D	E	F	G	H	I	J
<b>HIGH BUST</b>	71cm 28"	76cm 29 <sup>7</sup> / <sub>8</sub> "	81cm 31 <sup>7</sup> / <sub>8</sub> "	86cm 33 <sup>7</sup> / <sub>8</sub> "	91cm 35 <sup>7</sup> / <sub>8</sub> "	96cm 37 <sup>3</sup> / <sub>4</sub> "	103.5cm 40 <sup>3</sup> / <sub>4</sub> "	111cm 43 <sup>3</sup> / <sub>4</sub> "	118.5cm 46 <sup>5</sup> / <sub>8</sub> "	126cm 49 <sup>5</sup> / <sub>8</sub> "
<b>BUST</b>	76cm 29 <sup>7</sup> / <sub>8</sub> "	81cm 31 <sup>7</sup> / <sub>8</sub> "	86cm 33 <sup>7</sup> / <sub>8</sub> "	91cm 35 <sup>7</sup> / <sub>8</sub> "	96cm 37 <sup>3</sup> / <sub>4</sub> "	101cm 39 <sup>3</sup> / <sub>4</sub> "	108.5cm 42 <sup>3</sup> / <sub>4</sub> "	116cm 45 <sup>5</sup> / <sub>8</sub> "	123.5cm 48 <sup>5</sup> / <sub>8</sub> "	131cm 51 <sup>5</sup> / <sub>8</sub> "
<b>WAIST</b>	61cm 24"	66cm 26"	71cm 28"	76cm 29 <sup>7</sup> / <sub>8</sub> "	81cm 31 <sup>7</sup> / <sub>8</sub> "	86cm 33 <sup>7</sup> / <sub>8</sub> "	93.5cm 36 <sup>3</sup> / <sub>4</sub> "	101cm 39 <sup>3</sup> / <sub>4</sub> "	108.5cm 42 <sup>3</sup> / <sub>4</sub> "	116cm 45 <sup>5</sup> / <sub>8</sub> "
<b>HIP</b>	84cm 33"	89cm 35"	94cm 37"	99cm 39"	104cm 41"	109cm 42 <sup>7</sup> / <sub>8</sub> "	116.5cm 45 <sup>3</sup> / <sub>4</sub> "	124cm 48 <sup>7</sup> / <sub>8</sub> "	131.5cm 51 <sup>3</sup> / <sub>4</sub> "	139cm 54 <sup>3</sup> / <sub>4</sub> "

## FINISHED GARMENT MEASUREMENTS (VIEWS A + B)

	A	B	C	D	E	F	G	H	I	J
<b>BUST</b>	102.5cm 40 <sup>3</sup> / <sub>8</sub> "	107.5cm 42 <sup>3</sup> / <sub>8</sub> "	112.5cm 44 <sup>3</sup> / <sub>8</sub> "	117.5cm 46 <sup>1</sup> / <sub>4</sub> "	122.5cm 48 <sup>1</sup> / <sub>4</sub> "	127.5cm 50 <sup>1</sup> / <sub>4</sub> "	135cm 53 <sup>1</sup> / <sub>8</sub> "	142.5cm 56 <sup>1</sup> / <sub>8</sub> "	150cm 59 <sup>1</sup> / <sub>8</sub> "	157.5cm 62"
<b>WAIST</b>	131.5cm 51 <sup>3</sup> / <sub>4</sub> "	136.5cm 53 <sup>3</sup> / <sub>4</sub> "	141.5cm 55 <sup>3</sup> / <sub>4</sub> "	146.5cm 57 <sup>5</sup> / <sub>8</sub> "	151.5cm 59 <sup>5</sup> / <sub>8</sub> "	156.5cm 61 <sup>5</sup> / <sub>8</sub> "	164cm 64 <sup>1</sup> / <sub>2</sub> "	171.5cm 67 <sup>1</sup> / <sub>2</sub> "	179cm 70 <sup>1</sup> / <sub>2</sub> "	186.5cm 73 <sup>3</sup> / <sub>8</sub> "
<b>HIP</b>	154.5cm 61"	159.5cm 63"	164.5cm 65"	169.5cm 66 <sup>7</sup> / <sub>8</sub> "	174.5cm 68 <sup>7</sup> / <sub>8</sub> "	179.5cm 70 <sup>7</sup> / <sub>8</sub> "	187cm 73 <sup>3</sup> / <sub>4</sub> "	194.5cm 76 <sup>3</sup> / <sub>4</sub> "	202cm 79 <sup>3</sup> / <sub>4</sub> "	209.5cm 82 <sup>5</sup> / <sub>8</sub> "
<b>VIEW A LENGTH<sup>1</sup></b>	58cm 22 <sup>7</sup> / <sub>8</sub> "	58.5cm 23"	59cm 23 <sup>1</sup> / <sub>4</sub> "	59.5cm 23 <sup>1</sup> / <sub>2</sub> "	60cm 23 <sup>3</sup> / <sub>8</sub> "	60.5cm 23 <sup>5</sup> / <sub>8</sub> "	61.3cm 24 <sup>1</sup> / <sub>8</sub> "	62.1cm 24 <sup>1</sup> / <sub>2</sub> "	62.9cm 24 <sup>3</sup> / <sub>4</sub> "	63.7cm 25"
<b>VIEW B LENGTH<sup>1</sup></b>	104.7cm 41 <sup>1</sup> / <sub>4</sub> "	105.7cm 41 <sup>5</sup> / <sub>8</sub> "	106.7cm 42"	107.7cm 42 <sup>3</sup> / <sub>8</sub> "	108.7cm 42 <sup>3</sup> / <sub>4</sub> "	109.7cm 43 <sup>1</sup> / <sub>8</sub> "	111.2cm 43 <sup>3</sup> / <sub>4</sub> "	112.7cm 44 <sup>3</sup> / <sub>8</sub> "	114.2cm 45"	115.7cm 45 <sup>1</sup> / <sub>2</sub> "
<b>VIEW A SLEEVE LENGTH<sup>2</sup></b>	32.3cm 12 <sup>3</sup> / <sub>4</sub> "	33.1cm 13"	33.9cm 13 <sup>3</sup> / <sub>8</sub> "	34.7cm 13 <sup>5</sup> / <sub>8</sub> "	35.5cm 14"	36.3cm 14 <sup>1</sup> / <sub>4</sub> "	37.5cm 14 <sup>3</sup> / <sub>4</sub> "	38.7cm 15 <sup>1</sup> / <sub>4</sub> "	39.9cm 15 <sup>3</sup> / <sub>4</sub> "	41.1cm 16 <sup>1</sup> / <sub>4</sub> "
<b>VIEW B SLEEVE LENGTH<sup>2</sup></b>	49cm 19 <sup>1</sup> / <sub>4</sub> "	50cm 19 <sup>5</sup> / <sub>8</sub> "	51cm 20 <sup>1</sup> / <sub>8</sub> "	52cm 20 <sup>1</sup> / <sub>2</sub> "	53cm 20 <sup>7</sup> / <sub>8</sub> "	54cm 21 <sup>1</sup> / <sub>4</sub> "	55.5cm 21 <sup>7</sup> / <sub>8</sub> "	57cm 22 <sup>1</sup> / <sub>2</sub> "	58.5cm 23"	60cm 23 <sup>5</sup> / <sub>8</sub> "

<sup>1</sup> Centre back neck to hem.

<sup>2</sup> From neck to sleeve hem (this combines shoulder length and sleeve length). For View B, elastic length will determine where the sleeve sits on your body and how much volume is in the sleeve.

## FINISHED GARMENT MEASUREMENTS (VIEWS C + D)

	A	B	C	D	E	F	G	H	I	J
<b>WAIST<sup>1</sup></b>	96.5cm 38"	101.5cm 40"	106.5cm 42"	111.5cm 43 <sup>7</sup> / <sub>8</sub> "	116.5cm 45 <sup>7</sup> / <sub>8</sub> "	121.5cm 47 <sup>7</sup> / <sub>8</sub> "	129cm 50 <sup>3</sup> / <sub>4</sub> "	136.5cm 53 <sup>3</sup> / <sub>4</sub> "	144cm 56 <sup>7</sup> / <sub>8</sub> "	151.5cm 59 <sup>7</sup> / <sub>8</sub> "
<b>HIP</b>	98.5cm 38 <sup>7</sup> / <sub>8</sub> "	103.5cm 40 <sup>7</sup> / <sub>8</sub> "	108.5cm 42 <sup>7</sup> / <sub>8</sub> "	113.5cm 44 <sup>3</sup> / <sub>4</sub> "	118.5cm 46 <sup>3</sup> / <sub>4</sub> "	123.5cm 48 <sup>3</sup> / <sub>4</sub> "	131cm 51 <sup>5</sup> / <sub>8</sub> "	138.5cm 54 <sup>5</sup> / <sub>8</sub> "	146cm 57 <sup>1</sup> / <sub>2</sub> "	153.5cm 60 <sup>1</sup> / <sub>2</sub> "
<b>VIEW C INSEAM LENGTH<sup>1</sup></b>	64.2cm 25 <sup>1</sup> / <sub>4</sub> "	64.3cm 25 <sup>1</sup> / <sub>4</sub> "	64.4cm 25 <sup>3</sup> / <sub>8</sub> "	64.5cm 25 <sup>3</sup> / <sub>8</sub> "	64.6cm 25 <sup>1</sup> / <sub>2</sub> "	64.7cm 25 <sup>1</sup> / <sub>2</sub> "	64.9cm 25 <sup>5</sup> / <sub>8</sub> "	65.1cm 25 <sup>5</sup> / <sub>8</sub> "	65.3cm 25 <sup>3</sup> / <sub>4</sub> "	65.5cm 25 <sup>3</sup> / <sub>4</sub> "
<b>VIEW D INSEAM LENGTH<sup>1</sup></b>	11.6cm 4 <sup>1</sup> / <sub>2</sub> "	11.6cm 4 <sup>1</sup> / <sub>2</sub> "	11.6cm 4 <sup>1</sup> / <sub>2</sub> "	11.6cm 4 <sup>1</sup> / <sub>2</sub> "	11.6cm 4 <sup>1</sup> / <sub>2</sub> "	11.6cm 4 <sup>1</sup> / <sub>2</sub> "	11.6cm 4 <sup>1</sup> / <sub>2</sub> "	11.6cm 4 <sup>1</sup> / <sub>2</sub> "	11.6cm 4 <sup>1</sup> / <sub>2</sub> "	11.6cm 4 <sup>1</sup> / <sub>2</sub> "

<sup>1</sup> Waist measurement before elastic is inserted. Elastic will be used to gather waist to correct measurement for your body.

## FABRIC REQUIREMENTS

	A	B	C	D	E	F	G	H	I	J
<b>VIEW A</b> 115cm* 45"	1.9m 2.1yds	2m 2.2yds	2m 2.2yds	2.1m 2.3yds	2.1m 2.3yds	2.1m 2.3yds	2.2m 2.4yds	2.3m 2.6yds	-	-
<b>VIEW B</b> 150cm 60"	1.5m 1.7yds	1.5m 1.7yds	1.7m 1.9yds	1.7m 1.9yds	1.7m 1.9yds	1.7m 1.9yds	1.8m 2yds	1.8m 2yds	2m 2.2yds	2m 2.2yds
<b>VIEW C</b> 115cm* 45"	-	-	-	-	-	-	-	-	-	-
<b>VIEW D</b> 150cm 60"	3m 3.3yds	3m 3.3yds	3m 3.3yds	3.2m 3.5yds	3.3m 3.6yds	3.4m 3.8yds	3.4m 3.8yds	3.5m 3.9yds	3.6m 4yds	3.7m 4.1yds
<b>VIEW A</b> 115cm 45"	2.2m 2.4yds	2.2m 2.4yds	2.2m 2.4yds	2.2m 2.4yds	2.2m 2.4yds	2.3m 2.6yds	2.6m 2.9yds	2.6m 2.9yds	2.6m 2.9yds	2.6m 2.9yds
<b>VIEW B</b> 150cm 60"	2.2m 2.4yds	2.2m 2.4yds	2.2m 2.4yds	2.2m 2.4yds	2.2m 2.4yds	2.3m 2.6yds	2.3m 2.6yds	2.3m 2.6yds	2.3m 2.6yds	2.3m 2.6yds
<b>VIEW C</b> 115cm 45"	1.1m 1.3yds	1.1m 1.3yds	1.1m 1.3yds	1.1m 1.3yds	1.1m 1.3yds	1.2m 1.4yds	1.5m 1.7yds	1.5m 1.7yds	1.5m 1.7yds	1.5m 1.7yds
<b>VIEW D</b> 150cm 60"	1.1m 1.3yds	1.1m 1.3yds	1.1m 1.3yds	1.1m 1.3yds	1.1m 1.3yds	1.2m 1.4yds	1.2m 1.4yds	1.2m 1.4yds	1.2m 1.4yds	1.2m 1.4yds

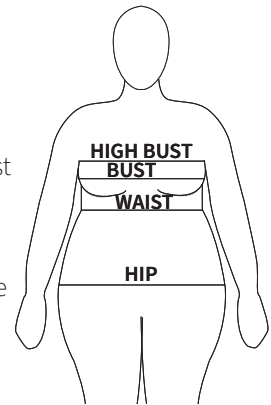
*\*Fabric isn't wide enough to accommodate the width of the pattern pieces.*

*Please note: you will require more fabric if lengthening.*

# SIZES G - P

## NOTES ON FITTING

The **Gibson loungewear set** is designed to be very relaxed in fit. For **Views A + B**, Select a size based on your high bust measurement. There is considerable ease in the bust, waist and hip area of the pattern and it is unlikely you will need to grade up if your waist or hip measurements are in a larger size than your bust. We suggest checking the finished garment measurements for your size before choosing to do a Full Bust Adjustment (FBA). For **Views C + D**, select a size based on your hip measurement and check the finished waist measurement before deciding to grade between sizes.



This pattern is drafted for a D cup bust and a height of 170cm (5'7"). Use the LENGTHEN / SHORTEN lines on the pattern to make alterations to the length.

## BODY MEASUREMENTS

	G	H	I	J	K	L	M	N	O	P
<b>HIGH BUST</b>	103.5cm 40¾"	111cm 43¾"	118.5cm 46⅝"	126cm 49⅝"	133.5cm 52½"	141cm 55½"	148.5cm 58½"	156cm 61½"	163.5cm 64⅜"	171cm 67¼"
<b>BUST</b>	113.5cm 44¾"	121cm 47⅝"	128.5cm 50½"	136cm 53½"	143.5cm 56½"	151cm 59½"	158.5cm 62⅜"	166cm 65⅜"	173.5cm 68¼"	181cm 71¼"
<b>WAIST</b>	93.5cm 36¾"	101cm 39¾"	108.5cm 42¾"	116cm 45¾"	123.5cm 48⅝"	131cm 51½"	138.5cm 54½"	146cm 57½"	153.5cm 60½"	161cm 63⅜"
<b>HIP</b>	116.5cm 45⅝"	124cm 48¾"	131.5cm 51¾"	139cm 54¾"	146.5cm 57¾"	154cm 60⅝"	161.5cm 63½"	169cm 66½"	176.5cm 69½"	184cm 72½"

## FINISHED GARMENT MEASUREMENTS (VIEWS A + B)

	G	H	I	J	K	L	M	N	O	P
<b>BUST</b>	140.5cm 55¼"	148cm 58¼"	155.5cm 61¼"	163cm 64¼"	170.5cm 67⅝"	178cm 70"	185.5cm 73"	193cm 76"	200.5cm 79"	208cm 81"
<b>WAIST</b>	172cm 67¾"	179.5cm 70¾"	187cm 73⅝"	194.5cm 76½"	202cm 79½"	209.5cm 82½"	217cm 85½"	224.5cm 88⅜"	232cm 91¼"	239.5cm 94¼"
<b>HIP</b>	191.5cm 75⅝"	199cm 78⅝"	206.5cm 81¼"	214cm 84¼"	221.5cm 87¼"	229cm 90¼"	236.5cm 93⅜"	244cm 96"	251.5cm 99"	259cm 102"
<b>VIEW A LENGTH<sup>1</sup></b>	64.5cm 25⅝"	65cm 25½"	65.5cm 25¾"	66cm 26"	66.5cm 26¼"	67cm 26⅜"	67.5cm 26½"	68cm 26¾"	68.5cm 27"	69cm 27¼"
<b>VIEW B LENGTH<sup>1</sup></b>	117cm 46"	117.5cm 46¼"	118cm 46½"	118.5cm 46⅝"	119cm 46⅞"	119.5cm 47"	120cm 47¼"	120.5cm 47½"	121cm 47⅝"	121.5cm 47¾"
<b>VIEW A SLEEVE LENGTH<sup>2</sup></b>	41.5cm 16¼"	42cm 16½"	42.5cm 16¾"	43cm 17"	43.5cm 17⅞"	44cm 17¼"	44.5cm 17½"	45cm 17¾"	45.5cm 18"	46cm 18⅞"
<b>VIEW B SLEEVE LENGTH<sup>2</sup></b>	59.5cm 23½"	60cm 23⅝"	60.5cm 23¾"	61cm 24"	61.5cm 24¼"	62cm 24½"	62.5cm 24⅞"	63cm 24¾"	63.5cm 25"	64cm 25¼"

<sup>1</sup> Centre back neck to hem.

<sup>2</sup> From neck to sleeve hem (this combines shoulder length and sleeve length). For View B, elastic length will determine where the sleeve sits on your body and how much volume is in the sleeve.

## FINISHED GARMENT MEASUREMENTS (VIEWS C + D)

	G	H	I	J	K	L	M	N	O	P
<b>WAIST<sup>1</sup></b>	129cm 50¾"	136.5cm 53¾"	144cm 56¾"	151.5cm 59⅝"	159cm 62⅝"	166.5cm 65½"	174cm 68½"	181.5cm 71½"	189cm 74½"	196.5cm 77⅜"
<b>HIP</b>	133.5cm 52½"	141cm 55½"	148.5cm 58½"	156cm 61½"	163.5cm 64⅜"	171cm 67¼"	178.5cm 70¼"	186cm 73¼"	193.5cm 76¼"	201cm 79⅝"
<b>VIEW C INSEAM LENGTH<sup>1</sup></b>	65.5cm 25¾"	65.5cm 25¾"	65.5cm 25¾"	65.5cm 25¾"	65.5cm 25¾"	65.5cm 25¾"	65.5cm 25¾"	65.5cm 25¾"	65.5cm 25¾"	65.5cm 25¾"
<b>VIEW D INSEAM LENGTH<sup>1</sup></b>	15cm 6"	15cm 6"	15cm 6"	15cm 6"	15cm 6"	15cm 6"	15cm 6"	15cm 6"	15cm 6"	15cm 6"

<sup>1</sup> Waist measurement before elastic is inserted. Elastic will be used to gather waist to correct measurement for your body.

## FABRIC REQUIREMENTS

	G	H	I	J	K	L	M	N	O	P
<b>VIEW A</b> 115cm* 45"	-	-	-	-	-	-	-	-	-	-
150cm 60"	1.8m 2yds	1.9m 2.1yds	2.1m 2.3yds	2.1m 2.3yds	2.2m 2.4yds	2.3m 2.6yds	2.4m 2.7yds	2.5m 2.8yds	2.6m 2.9yds	2.6m 2.9yds
<b>VIEW B</b> 115cm* 45"	-	-	-	-	-	-	-	-	-	-
150cm 60"	3.6m 4yds	3.6m 4yds	3.7m 4.1yds	3.8m 4.2yds	3.8m 4.2yds	3.9m <sup>1</sup> 4.3yds	4m <sup>1</sup> 4.4yds	4.1m <sup>1</sup> 4.5yds	4.3m <sup>1</sup> 4.7yds	4.3m <sup>1</sup> 4.7yds
<b>VIEW C</b> 115cm* 45"	2.6m 2.9yds	2.6m 2.9yds	2.6m 2.9yds	-	-	-	-	-	-	-
150cm 60"	2.3m 2.6yds	2.3m 2.6yds	2.3m 2.6yds	2.3m 2.6yds	2.3m 2.6yds	2.4m 2.7yds	2.4m 2.7yds	2.7m 3yds	2.7m 3yds	2.7m 3yds
<b>VIEW D</b> 115cm* 45"	1.6m 1.8yds	1.6m 1.8yds	1.6m 1.8yds	-	-	-	-	-	-	-
150cm 60"	1.3m 1.5yds	1.3m 1.5yds	1.3m 1.5yds	1.3m 1.5yds	1.3m 1.5yds	1.4m 1.6yds	1.4m 1.6yds	1.7m 1.9yds	1.7m 1.9yds	1.7m 1.9yds

**\*Fabric isn't wide enough to accommodate the width of the pattern pieces.**

<sup>1</sup> Pieces are cut on the crossgrain due to the width of the pattern pieces. Select a fabric with minimal crosswise stretch and keep this in mind when using stripes or directional prints. Sleeves can be cut on the straight grain, but have been placed on the crossgrain for consistency between pieces.

*Please note: you will require more fabric if lengthening.*