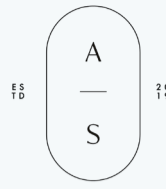


ESTD 2019

ACRE STUDIO

INTERIOR CURATION

Care Instructions



METALS

POWDERCOATED & PLATED STEEL

-Or objects with components of powdercoated or plated steel-

ABOUT

This is a metal object that can hold the electrostatic charge.
A dry powder is electrostatically applied to a metal part.
This coating is a lot stronger than paint coatings.
Coating can chip and scratched if not handled with care.

Please note that rusting can occur in damaged or chipped areas.

Please keep in mind that negligence will not be covered in the warrantee.

Non-galvanised steel items should not be left outdoors. Items to be placed inside or on a closed veranda.

Please note that visible scratches or chips should be noted within 10 days of proof of delivery, for returns and exchanges to apply.

CLEANING INSTRUCTIONS

- Dust regularly
- Wipe with a damp cloth.
- Do not rub scratch or scour.
- Mild detergents can be used on powdercoated item when necessary
- Do not let items stand in water
- Do not leave water spills laying on items

BRASS AND COPPER

-Or objects with components of brass or copper-

ABOUT

Brass is a natural, malleable material.
Brass items will age or tarnish with time as oxidisation occurs.
Intermittent cleaning is necessary if this effect is not desired.

Brass will scratch if sharp items are placed on it without care.

Please note that metals will corrode over time, though it is very hardwearing.
Humid areas will result in quicker corrosion.

Please keep this in mind when purchasing items -
as this will not be covered in our warrantee

Please keep in mind that negligence will not be covered in the warrantee.

CLEANING INSTRUCTIONS

Always clean spills immediately, on all brass items.

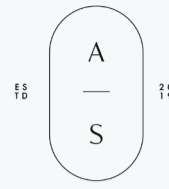
Polished brass & brushed:

- Clean with damp, soft cloth.
- Brass cleaning products can be used on polished brass.
- Do not scour.

Aged brass:

- Clean with damp cloth in order to keep aged look .
- Do not scour.

For more info on our products
visit www.acrestudio.co.za



STONE & GLASS

NATURAL STONE

-Or objects with components of marble-

ABOUT

Natural stone includes:

- Marble
- Granite
- Onyx
- Various other materials that comes directly from the earth.

Natural stone is porous, and each piece has a unique look as nature intended.

These materials are susceptible to oils and stains and marking will occur if care is not taken.

CLEANING INSTRUCTIONS

- Wipe off liquids immediately.
- Do not leave any oily products on the stone.
- Do not rub, scratch or scour.
- Always use a soft cloth when wiping items.
- Wipe with a mild, PH balanced detergent only if absolutely necessary.
- To avoid streak marks, always make sure to wipe residue detergent off of the stone surface.

COMPOSITE STONE

-Or objects with composite stone-

ABOUT

Composite stone includes:

- Concrete
- Terrazzo
- Quartz stone

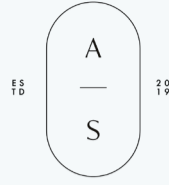
Composite stone is mostly less porous than natural stone and is more consistent in look.

These materials are still susceptible to oils and stains and marking will occur if care is not taken.

CLEANING INSTRUCTIONS

- Wipe off liquids immediately.
- Do not leave any oily products on the stone.
- Do not rub, scratch or scour.
- Always use a soft cloth when wiping items.
- Wipe with a mild, PH balanced detergent only if absolutely necessary.
- To avoid streak marks, always make sure to wipe residue detergent off of the stone surface.

For more info on our products
visit www.acrestudio.co.za



GLASS

-Or objects with components of glass-

ABOUT

Glass is a fragile, and should always be handled with care.

Avoid placing heavy items on glass surfaces and bear in mind that sharp items will scratch surface if not placed with care.

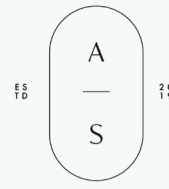
Consider placing felt pad below object placed on top of glass.

Please keep in mind that negligence will not be covered in the warrantee.

CLEANING INSTRUCTIONS

- Wipe with a wet cloth.
- Window cleaning products may be used on polished surfaces.
- Make sure detergent is fully wiped down after cleaning, to avoid marks.

For more info on our products
visit www.acrestudio.co.za



FURNITURE WARRANTY

All Acre Studio products carry a 2 year warranty from date of purchase.
Our furniture warranty is subject to generally accepted care and maintenance of the product.

Care Instructions will be supplied.

GENERAL WARRANTY TERMS

Acre Studio will only be liable to honour a warranty if:

The defect existed at the time of delivery and manifested during the warranty period;
The defect did not arise due to normal wear and tear or misuse/abuse by the customer;
The product concerned is used for the purpose intended .

(Unless the latter requirement is waived by Acre Studio in writing);

The customer duly complied with the care instructions and maintenance supplied to them by Acre Studio at the time of purchase.

The customer provides the original invoice.

The product is by the customer in accordance with the suppliers' specifications.

The Acre Studio warranty provides for the free repair or replacement of any faulty component.

The customer must at his own cost, deliver and collect the product concerned.

ALL RETURNS & EXCHANGES ARE SUBJECT TO INSPECTION IN THE FORM OF PHOTOS AND A DESCRIPTION OF FAULTS.

ALL FACTORY FAULTS TO BE NOTED WITHIN 10 DAYS OF PROOF OF DELIVERY.