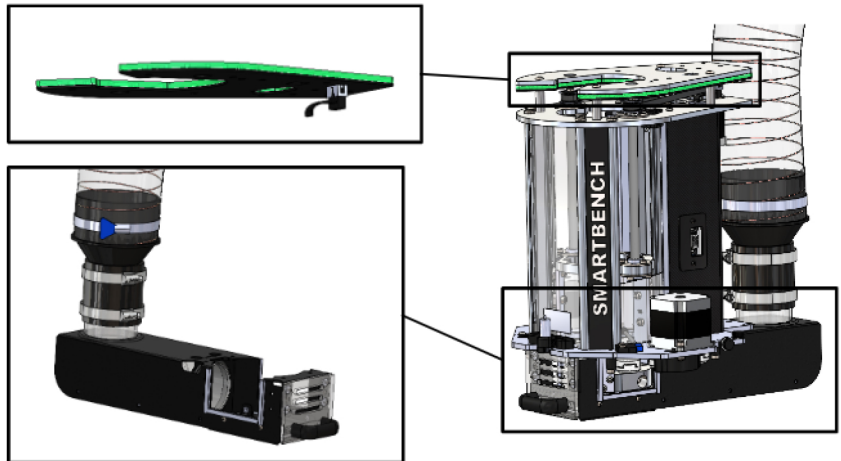


BIGFOOT UPGRADE PACK [21569]

The BigFoot system replaces the standard dust shoe on SmartBench. It allows SmartBench to be used with an industrial extraction system, supporting a 100mm hose diameter and bigger bags for uninterrupted cutting. It is suited to static installations where SmartBench is used for high throughput.



PHYSICAL SPECS

TOTAL DIMENSIONS

DUST SHOE

Fabricated steel.

HALO STATUS LIGHT

Powered through a loom provided.

HOSE

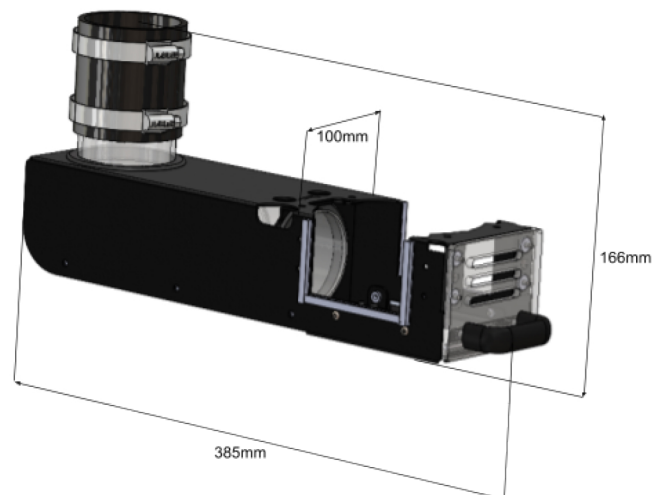
Diameter: \varnothing 100 mm

Length: 3 m

Integrated static discharge wire: yes

PRODUCT COMPATIBILITY

Compatible with ZHead 2b onwards

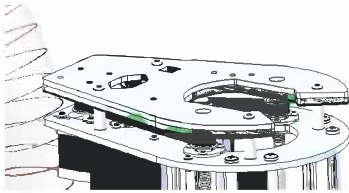


KEY FEATURES/DIFFERENCES FROM STANDARD DUST SHOE

Enables use with an industrial 100mm extraction system

BigFoot can be connected to a 63 mm (2.5") or 100 mm (4") pipe, which is standard ducting size for industrial dust extractors. This enables the following benefits:

- Improved waste clearance by enabling a higher air-flow: Large dust extractors have a higher flow rate than shop vacuums (which use a 38 mm hose)
- Allows collection of larger chips without blocking: hose is much less likely to block than a shop vac's 38 mm hose when dealing with larger debris such as plywood strings.
- Reduces the frequency of bag changes: the 63 or 100 mm system means that the user can capitalise on the larger capacity dust bag that a static dust extractor has and save time on changing bags. It is also common to use a cyclone separator with this type of system which further increases capacity.

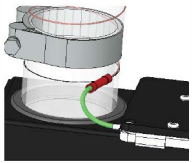


HALO STATUS LIGHTING

BigFoot will come with an extra status lighting PCB which will sit under the ZHead cover plate so it is visible from all sides of the machine. This will help operators and managers keep track of the machines

REPLACEABLE BRUSH STRIPS

The three brush strips on BigFoot create a seal against the workpiece. These are replaceable as a wear item.





BUILT IN STATIC HANDLING

The supplied flexible hose has a conductive winding which connects to your ZHead and an earthing point on your extraction ducting to discharge static electricity build up.

TOOL/STATUS LIGHTING

The supplied flexible hose has a conductive winding which connects to your ZHead and an earthing point on your extraction ducting to discharge static electricity build up.



QUICK ATTACH DOOR

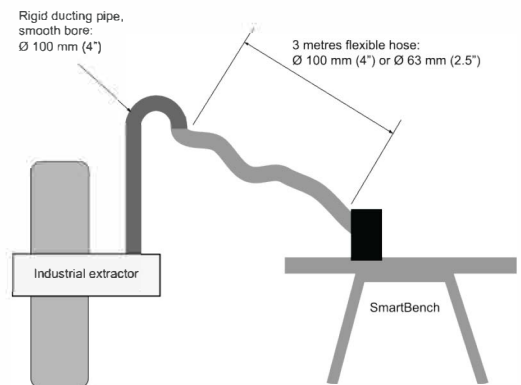
BigFoot has a magnetic door which is quick and easy to remove for Z datum probing. The four magnets have a 4.8 kg holding capacity to keep the door from getting knocked off during cutting

EXTRACTION SETUPS

MINIMUM REQUIREMENTS

For BigFoot to work effectively, it must run in the following system:

- Minimum extractor inlet: \varnothing 100 mm
- Minimum extractor capability: 1,000 m³/hr
- Piping from the extractor to the final flexible section must be
 - rigid, • smooth bore, • \varnothing 100 mm
- The final length of the flexible hose running from the rigid piping section to BigFoot must not exceed 3 m.
- The diameter of the flexible hose must be either 63 mm or 100 mm (see section below for information on pros and cons)
- The flexible hose must be adequately strain relieved to avoid excessive loading onto SmartBench's ZHead. This may require the installation of further suspension devices.
- After extraction hose installation, SmartBench should be driven around a full range of movement to ensure that the flexible hose does not strangle the ZHead in any way.



CHOICE OF FLEXIBLE HOSE DIAMETER

There are two potential flexible hose diameters you can use to run BigFoot:

- 100 mm hose: allows for greater air flow with lower pressure this is the setup that BigFoot ships with as it is the most compatible with common extractors, and suits most applications.
- 63 mm hose: will increase the pressure, but lower the airflow. This may suit applications with heavier particles. This is with the caveat that the extractor you are using must be powerful enough to maintain the velocity of air through the smaller 63 mm hose diameter.

COMPATIBLE PRODUCTS

- Compatible with ZHead 2b onwards,
- No compatibility issues with other sub assemblies of any version.

WHAT OTHER EQUIPMENT DOES IT RELY ON

- Bigfoot requires a fixed 100mm or 63mm extraction system with a minimum airflow of 1,000 m³/hr

WHAT'S IN THE BOX

- Bigfoot dust shoe
- Halo light unit
- Extension loom for Halo light unit
- 3 m of \varnothing 100 mm flexible hose
- 100 mm - 63 mm adapter and 63 mm straight coupler (to fix the 100 mm hose to bigfoot)
- Fastener pack

ASSEMBLY REQUIREMENTS

- The user must remove the ZHead rear cover in order to remove the original dust shoe as well as to access the electronics.
- Duration: 1hr
- Skill-level: Medium
- Fitting instructions will be available on our KnowledgeBase on our website

SHIPPING INFORMATION

- Weight: ~5kg
- Volume: 404x404x254mm