















PERSONAL WATERCRAFT (PWC) TRAILER SAFETY SHEET

	USE THIS TRAILER TO CARRY WATERCRAFT ONLY! ITS USE FOR ANY OTHER PURPOSE COULD RESULT IN <u>PROPERTY DAMAGE, PERSONAL INJURY OR DEATH.</u>
	BEFORE TOWING A TRAILER, DRIVER MUST READ AND UNDERSTAND THE ADDITIONAL DRIVING REQUIREMENTS THAT TOWING CREATES. THIS SHOULD BE IN THE TOWING VEHICLE'S OWNER'S MANUAL.
	ALWAYS CHECK TRAILER LIGHTS AND TIRE PRESSURE BEFORE EACH USE. RECOMMENDED TIRE PRESSURE CAN BE FOUND ON THE IDENTIFICATION TAG ON THE LEFT FRONT TONGUE OF THE TRAILER JUST BEHIND THE COUPLER AS WELL AS ON THE SIDEWALL OF THE TIRE.
	CHECK COUPLER, LATCH AND SAFETY CHAINS MAKING SURE ALL ARE SECURE BEFORE TOWING.
	ENSURE COUPLER LATCH IS CLOSED. FAILURE TO ENSURE PROPER LATCHING MAY RESULT IN <u>PROPERTY DAMAGE, PERSONAL INJURY AND/OR DEATH.</u>
	<u>TORQUE WHEEL BOLTS TO 95 FTLBS.</u> AFTER FIRST USE AND ANNUALLY THERE AFTER. ALWAYS CARRY A SPARE TIRE, LUG WRENCH AND JACK.
	FIND THE WEIGHT OF YOUR PWC IN THE PWC OWNER'S MANUAL AND ADD FOR THE WEIGHT OF FUEL AND ACCESSORIES TO COME UP WITH A GROSS VEHICLE WEIGHT. THIS WEIGHT MUST NOT EXCEED THE NET CARRYING CAPACITY OF THE PWC TRAILER. NET CAPACITY IS PRINTED ON THE IDENTIFICATION TAG ON THE LEFT FRONT TONGUE OF THE TRAILER JUST BEHIND THE COUPLER AND ON YOUR CERTIFICATE OF MANUFACTURE.
	LOAD AND UNLOAD PWC ONLY WHEN THE TRAILER IS ATTACHED TO THE TOW VEHICLE. MAKE SURE THAT THE PARKING BRAKE IS SET ON THE TOW VEHICLE.
	TRAILER MUST SIT LEVEL WHEN TOWING. A SPECIAL TRAILER HITCH MAY BE NECESSARY TO ACCOMPLISH THIS.

PERSONAL WATERCRAFT (PWC) TRAILER SAFETY SHEET

	ATTACH PWC TO TRAILER IN THE FRONT AND REAR WITH NO LESS THAN 2 NYLON TIE DOWN STRAPS. STRAPS MUST HAVE A CAPACITY OF NO LESS THAN 1000 LBS EACH.
	TRAILER MUST HAVE 60-100 POUNDS (<i>SINGLE</i>); 120-200 POUNDS (<i>DOUBLE</i>) OF TONGUE WEIGHT AT COUPLER. FOR YOUR CONVENIENCE YOU MAY USE A BATHROOM SCALE TO FIND THE TONGUE WEIGHT.
	NEVER LET ANYONE BORROW OR USE THIS TRAILER WHO HAS NOT READ THIS SAFTEY SHEET! CALL 770-441-9333 WITH QUESTIONS.
	NEVER PERMIT HUMANS OR ANIMALS TO RIDE ON TRAILER.
	TRAILER SHOULD BE RETURNED TO SELLING DEALER ANNUALLY FOR SAFETY INSPECTIONS AND SERVICE. IF SELLING DEALER IS NOT CONVENIENT, SERVICE MAY BE PERFORMED BY COMPETENT MECHANICS. PARTS CAN BE HAD FROM SELLING DEALER OR BY CONTACTING COM- FAB, INC. DIRECTLY AT 770-441-9333.

LIMITED MANUFACTURER'S WARRANTY

Manufacturer shall guarantee up to one year following completion of warranty registration all parts and labor with respect to defect in the manufacture of the trailer. Only those items not directly covered by vendor warranties shall be applicable. Tires are manufactured and warrantied by companies other than Com-Fab, Inc. They should be contacted directly by the trailer owner.

All Galvanized Trailer Frames come with a 5-year warranty from manufacturer's defect. All Powder Coat Frames come with a 3-year warranty from manufacturer's defect. **HOWEVER**, *warranty shall be voided for all **Powder Coat Frames** should they be used in the proximity or within the area of salt and/or brackish water as a result of the corrosive and oxidizing effect of salt/brackish water on bare metal.*

Additional Information Not Covered By Manufacturer:

NHTSA (National Highway Safety Institute) has a website that provides additional safety tips and information that is very valuable to motorists and people towing trailers. This can be accessed at:

<http://www.nhtsa.gov/cars/problems/Equipment/towing/>

FOR ANY ADDITIONAL QUESTIONS NOT DIRECTLY COVERED HEREIN PLEASE CONTACT COM-FAB, INC. AT 770-441-9333 OR BY E-MAIL AT support@comfabtrailers.com.

PURCHASER _____ DATE _____

SELLER _____ DATE _____

COM-FAB, INC. * 2375 PLEASANTDALE RD., DORAVILLE, GA 30340

(770) 441-9333 WWW.COMFABTRAILERS.COM