




UNDER PRESSURE™

**Think Fast Before The Blast...
But Don't Let The Pressure Get To You!**

Instructions

CONTENTS:

- Balloon Timer
- Balloon Clip
- 100 Balloons
- 5 Sets of 20 Category Cards (100 Total Cards)
- 50 Answer Sheets
- Spinner



HOW TO PLAY:

The youngest player spins the spinner first to reveal the letter for the round. The objective is to come up with an answer that starts with this letter for each of the 12 categories on your Category Card. You can only write 1 answer per category.

For example: if the category is “things found in a refrigerator” and the letter is “C,” acceptable answers include “cheese,” “chocolate,” and “cake.” Each of these would be worth 1 point! However, if another player’s answer is the same as yours, neither of you will get points, so try to come up with answers that the other players are less likely to think of.


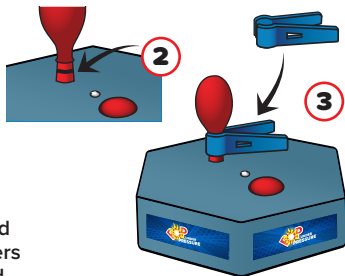
ASSEMBLY:

The timer requires 3 AA batteries. To install, unscrew the battery compartment door.

The balloon timer is designed to work with official Pop Under Pressure™ balloons and is unlikely to work with unofficial balloons.

SETUP:

1. Choose 3 unique Category Cards, and distribute a copy to each player along with an answer sheet.
2. Place the balloon on the shaft above the black line. If it does not inflate, place it higher up. Do not place on the bottom of the shaft.
3. Clip the balloon to the timer, and get your pencils ready!



PRO TIP: in this example, the answer “chocolate cake” would be worth 2 points because you used the letter twice in a row!

After the letter is revealed, **start the timer by pressing the red button.**

Now the race is on to fill in as much as you can before the balloon pops!

You never know when the balloon will burst, so answer as quickly as possible.

Once you hear the pop, you must put your pencils down. Make sure to turn the timer off by hitting the red button again! Now it’s time to share your answers and tally your points.

Players review their answers line by line, starting with the person who spun the spinner. After each player reads their answer, the group quickly votes on whether it’s acceptable. If a majority vote “yes,” the player gets their point(s). However, if most players vote “no,” the player gets 0 points. If a player has the same answer as another player, they get 0 points.

For example: if the category was “things found in a refrigerator” and the letter was “C,” a player would receive 0 points for “butter” (incorrect first letter) or “cat” (doesn’t work with the category). If a player answered “cake” and someone else had the same answer, both players would receive 0 points.

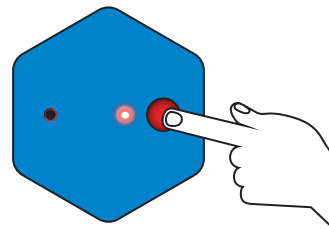
For each new round, move on to the next Category Card, clip a balloon in place, spin the spinner, and start the timer. The player clockwise from the last player who spun the spinner spins it next.

HOW TO WIN:

After 3 rounds, everyone tallies up their points, and the player with the most points wins!

CHOKING HAZARD:

Please only use balloon timer to inflate the balloons. Do not use near ears or eyes. Misuse of this nature can result in choking, injury to ears or eyes, or other accidental injuries. Please use caution.



**WHAT DO YOU
MEME?**

Patent Pending
Copyright © 2021 WHAT DO YOU MEME, LLC
PO Box 2100
New York, NY 10013
WhatDoYouMeme.com