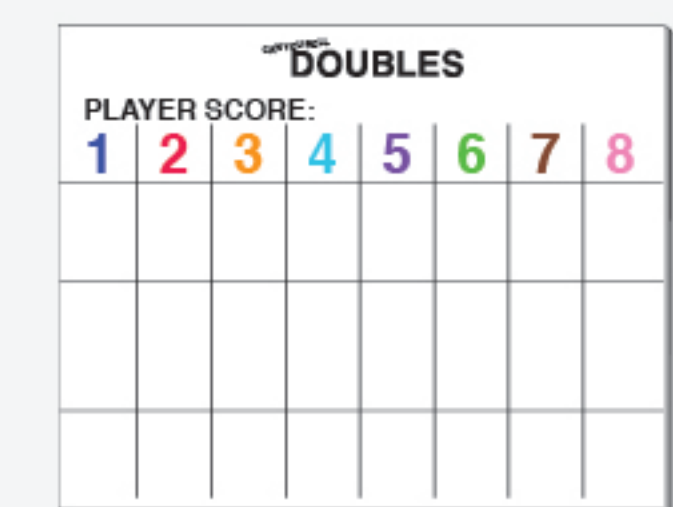
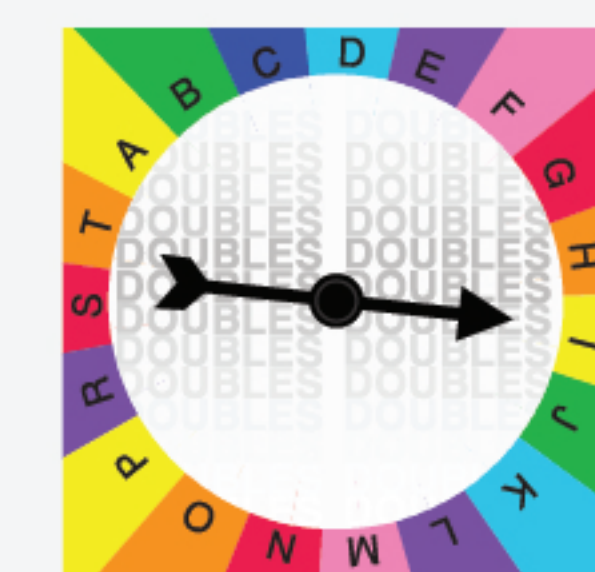




CONTENTS:

- 2 Game Boards
- 6 Category Sheets
- Pad of 100 Write-In Sheets
- 1 Spinner
- Pad of 50 Score Sheets
- 4 Dice




- 8 Markers




SETUP:

1 Give each player a different colored marker. (This will help keep score at the end.)



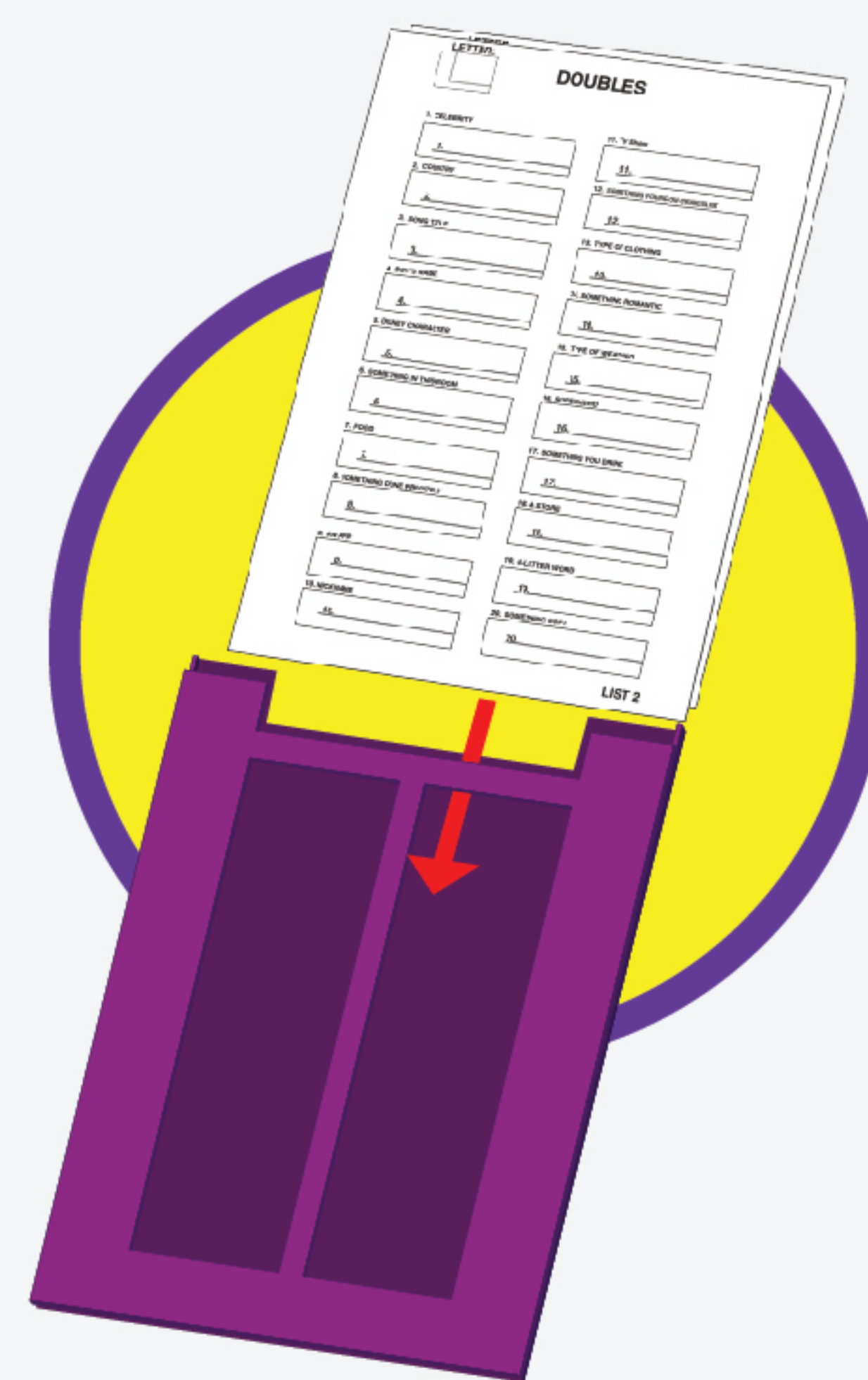
2 Gently tear off a Write-In sheet from the pad.



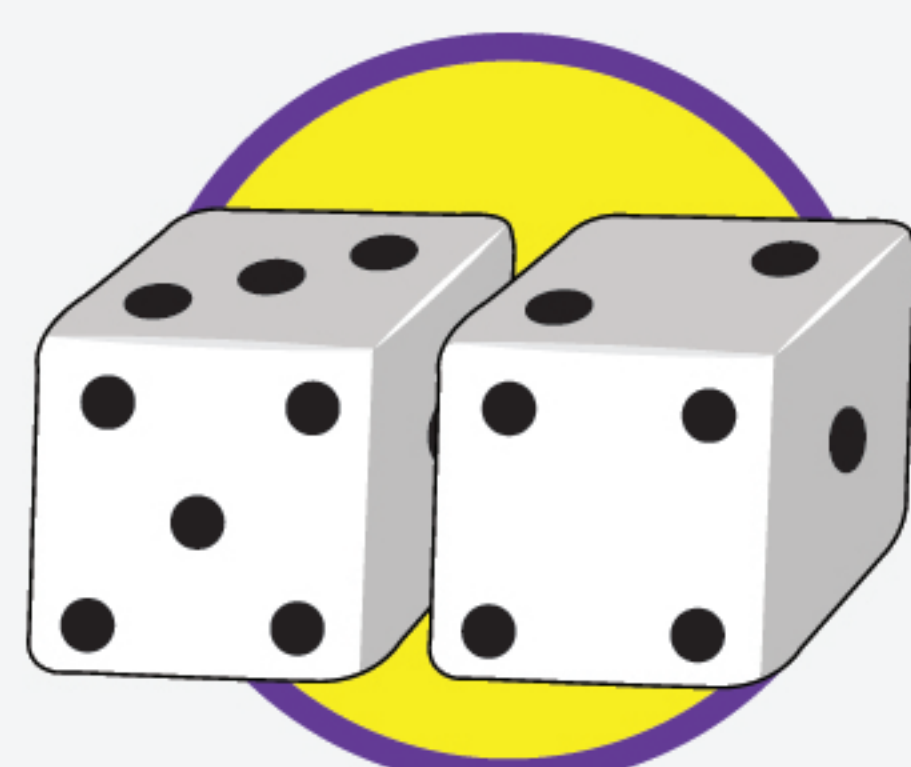
3 Pick 1 of the 6 Category Sheets and place it over the blank Write-In sheet.



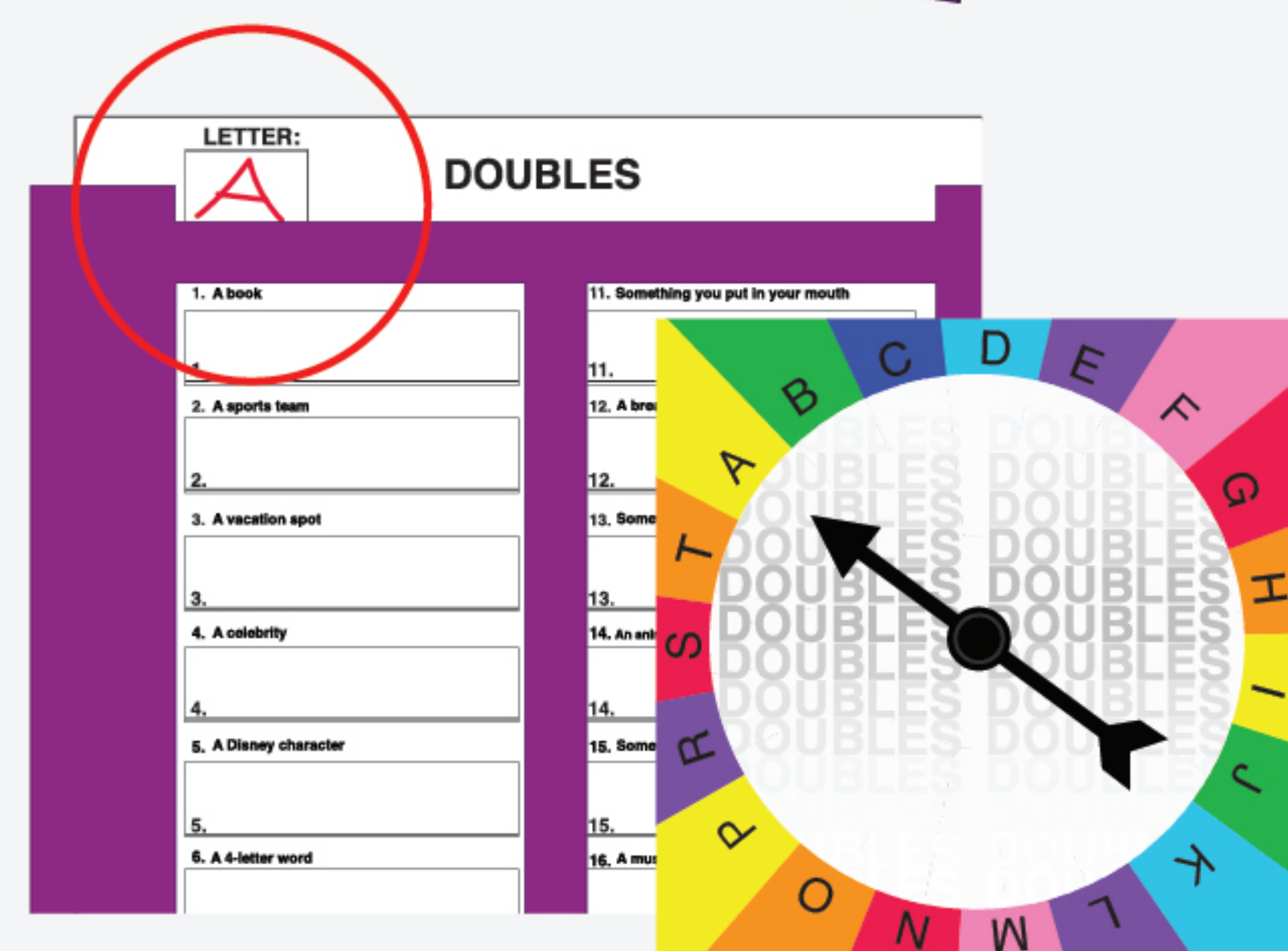
4 Grab the stacked Category Sheet, and Write-In Sheet, (The Category Sheet should be on top, and the Write-In Sheet on the bottom.) Slide both into the open slot through the top of the Game Board. (If playing with 5+ people, use 2 Game Boards. See *Other Rules* section.)



5 Give one person the Game Board, and give the player to their left 2 dice.



6 Now someone spins the Letter Spinner to determine which letter will be used for that game. Once the letter has been determined, write the letter on the top left corner of the Game Board (see image). All words written on that sheet *must* start with that letter.

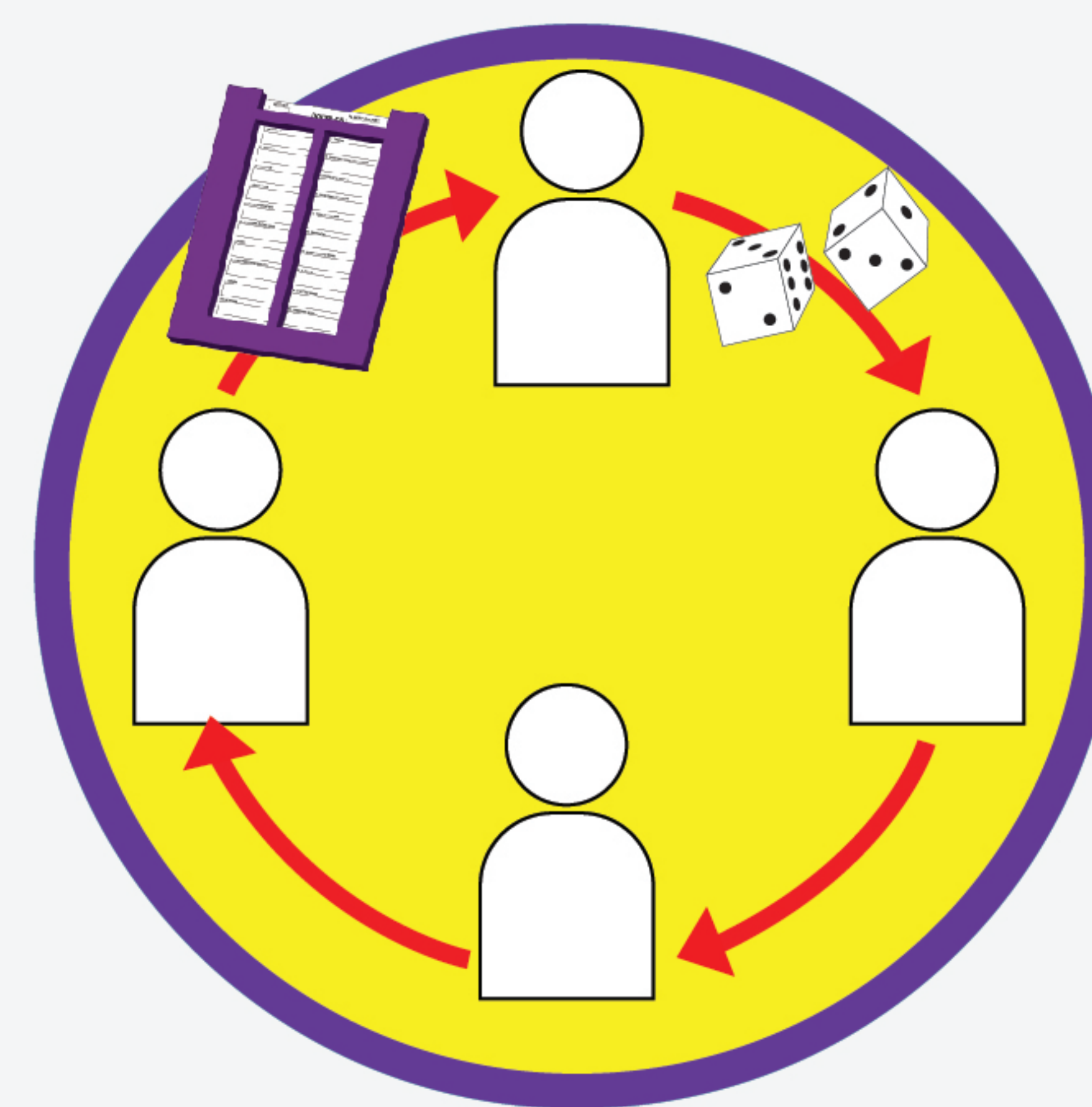
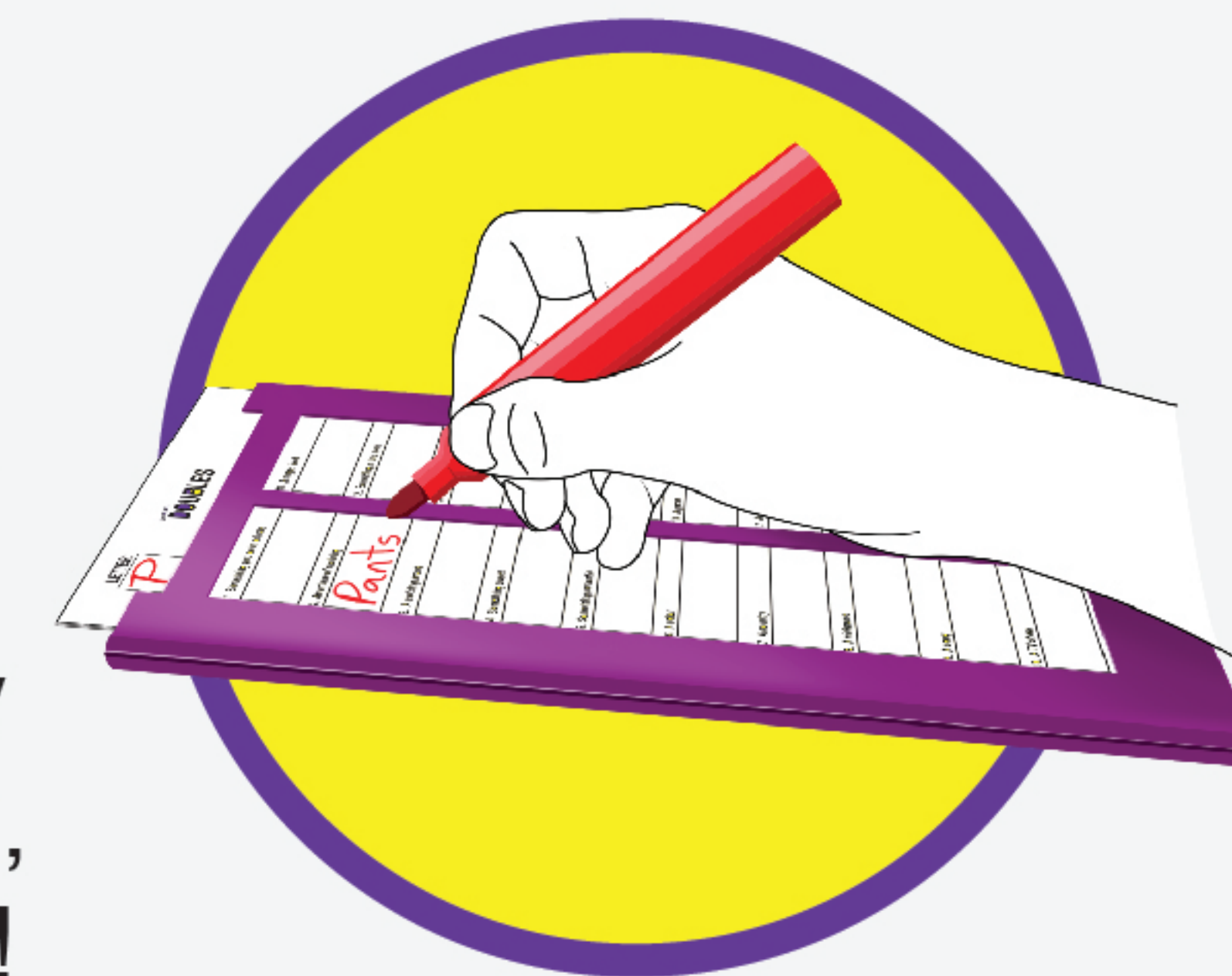


GAMEPLAY:

Once the letter has been written on the board(s), count down: 3...2...1...GO!

The game has begun!

- The player with the Game Board (the same player who wrote the letter on the top left corner) now starts filling out the category sheet with their marker as quickly as they can. They don't have to fill it out in any specific order. They must be fast, since they never know just how much time they have to write!
- While that is happening, the player to their left rolls 2 dice. That player must keep rolling the dice until they roll doubles (the same number on both dice). They must roll over and over again regardless of how long it takes. Once they roll doubles, they must pass the dice to the person to *their* left and grab the game board away from the person holding it.



- Feel free to yell “DOUBLES” when you roll doubles. It's not required but is a lot of fun!
- Now the new person with the 2 dice keeps rolling until they roll doubles (just as the previous player was doing). The player with the Game Board will now fill out the Category Sheet as quickly as they can (also just as the previous player was doing).
- The Game Board and dice will continue rotating around the table accordingly. Continue filling out the Game Board and rolling the dice until all the categories on the game board have been filled out.

WINNING:

- The game ends when all the categories on the Category Sheet have been filled out. Have one player read them out loud so everyone can laugh at the answers given! Count the answers written by each player using the marker colors to identify who wrote which words. Use the score card to tally. The player with the most categories filled out correctly is the winner!

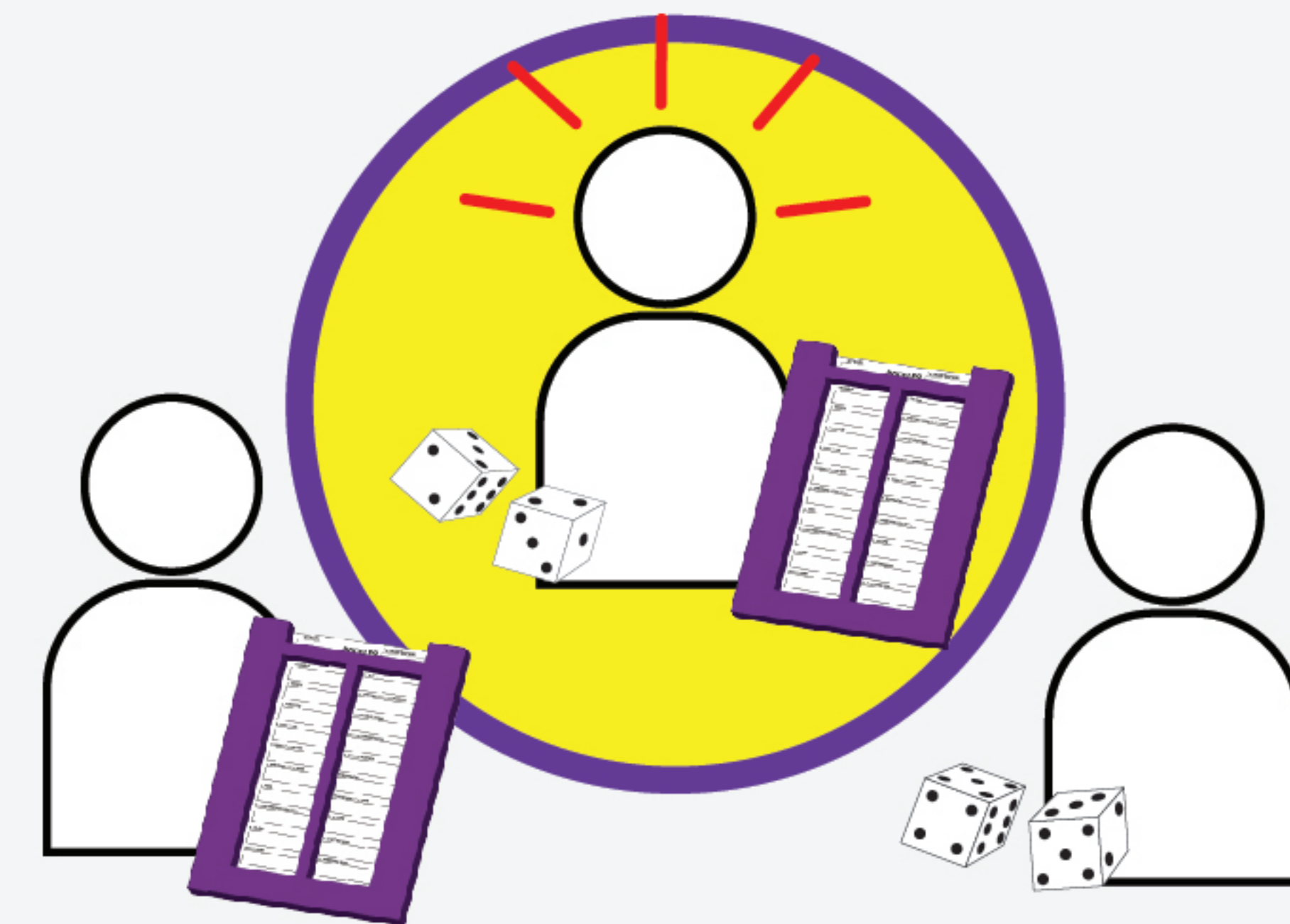
OTHER RULES

- **STEALS:** When a player rolls doubles, they can and should **immediately grab** the game board away from the player who's writing, even if they did not finish writing their word. Incomplete words do not count and can be stolen by another player if they finish writing the incomplete word. (Example: If Player A is trying to write "coffee" but only has time to write "cof," Player B can add the "fee" to complete the word. Player B now gets the point.)

Note: Adding an "s" to make an already written word plural does NOT count as a steal.

- **PLAYER NUMBER:** If you are playing with 5 or more players, we recommend using **2 Game Boards** and **4 dice**. Each Game Board should have a **different letter** written on the top left corner of its respective Write-In Sheet. Make sure both Game Boards and the two sets of dice start as far away from each other as possible at the beginning of the game. The same gameplay applies as a regular game, except now there are 2 boards and 2 dice sets in play at once. Use the provided **Score Sheets** to help you keep score when playing with bigger groups.

- **DOUBLE TROUBLE:** When playing with 2 Game Boards, there is a chance one Game Board will move from player to player faster than the other. If a player ends up with one set of dice AND the second Game Board, this is called "Double Trouble." That player can choose whether to roll the dice or to continue to fill out the Game Board. It is their choice!



- **REPEAT WORDS:** A player may not use the same word for multiple categories on the same board. However, the same word may be used for multiple categories if **another player** uses it and it happens to be a valid answer. (Example: Player A may not repeat the answer "strawberry" for the "Something Sweet" category if they have already used "strawberry" for the "Vegan Food" category. But Player B **is** allowed to use "strawberry" if they haven't written it yet.)

- Any **disagreements** on any rules regarding things like steals, words being valid, or rolling the dice, should be voted upon by the group as a whole.

CAN YOU ROLL DOUBLES™

THINK FAST, ROLL FASTER

INSTRUCTIONS