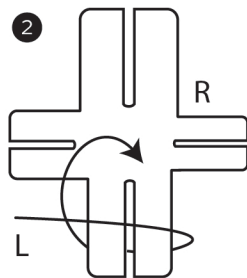
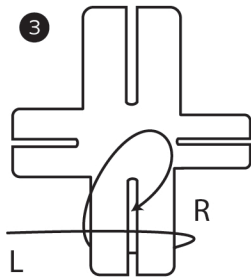


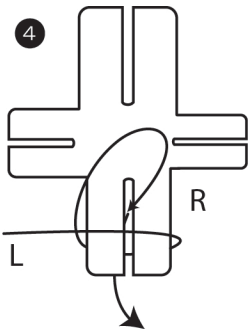
With left thumb, anchor left tail of ribbon to left extension arm of tool



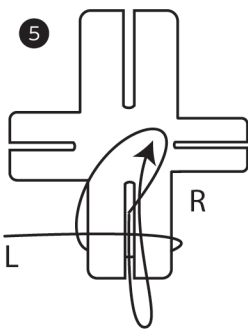
Pass right tail of ribbon under tool, wrapping around and up left side



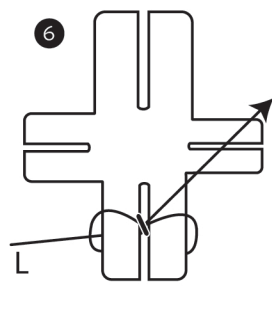
Thread right tail through center gap of tool to the back; this creates the side loops of bow



Pull right tail downward, leaving some slack in center



Pass right tail back up through center gap and thread left to right through the slack



Continue to cinch right tail, tightening center knot. Slide loops off extension arms and trim tail ends of bow