


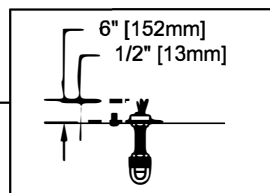
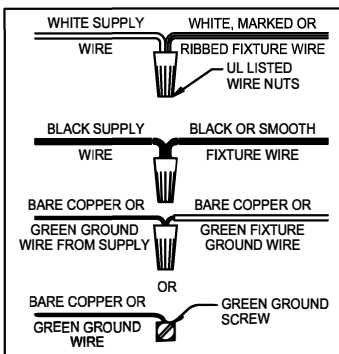
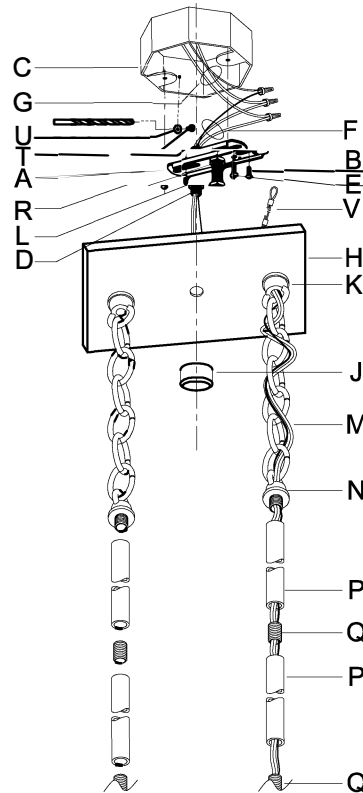


## UHP2780

\*\*\*\*\*  
**WARNING** - If any Special Control Devices are used with this Fixture, Follow the Instructions Carefully to assure full compliance with N.E.C. requirements. If there are any questions, contact a Qualified Electrical Contractor.  
**WARNING** - This product contains chemicals known to the State of California to cause cancer, birth defects and /or other reproductive harm. Thoroughly wash hands after installing, handling, cleaning, or otherwise touching this product.  
**CAUTION** - All glass is fragile, use care when handling Glass component(s) and or Lamp(s).  
 \*\*\*\*\*

**ASSEMBLY STEPS:**  
**MODE D'ASSEMBLAGE:**  
**PASOS PARA ENSAMBLAR:**

1. #29 (Ø.136) (3.5mm)
2.  → C
3. T,U,V → C
4. D,E → A
5. B,A → C
6. L → D
7. M → N,K 
8. F → N,M,K,H
9. F → G 
10. H,J → D
11. N → P
12. P → Q
13. Q → S
14. X → W



B,C,G & X  
 (NOT FURNISHED)  
 (NON FOURNIE)  
 (NO INCLUIDA)

