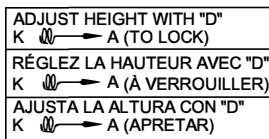
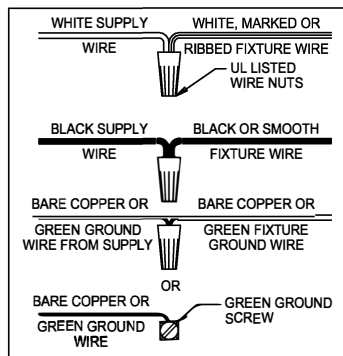
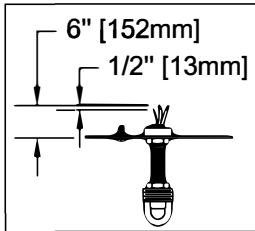


UHP2753

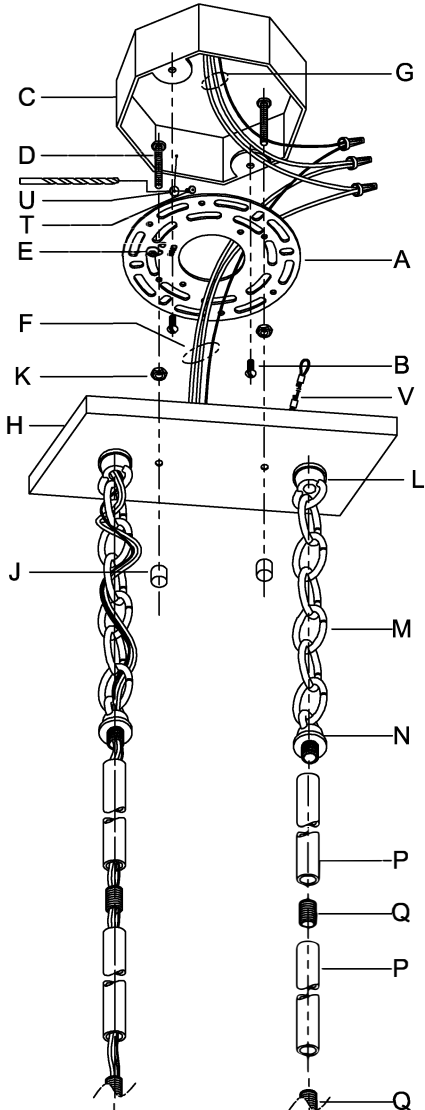
WARNING - If any Special Control Devices are used with this Fixture, Follow the Instructions Carefully to assure full compliance with N.E.C. requirements. If there are any questions, contact a Qualified Electrical Contractor.
CAUTION - All glass is fragile, use care when handling Glass component(s) and or Lamp(s).

CANOPY MOUNTING & WIRE CONNECTION ASSEMBLY STEPS:



1. #29 (Ø.136) (3.5mm)
2. C
3. T,U,V C
4. D,E A
5. K D
6. B,A C
7. F N
8. N P
9. P Q
10. M L,N
11. F P,N,M,L
12. F G
13. H,J D

B, C, G & Z
(NOT FURNISHED)
(NON FOURNIE)
(NO INCLUIDA)



FIXTURE ASSEMBLY STEPS:

1. Q R
2. S,W X
3. Z Y

