

WARNING - If any Special Control Devices are used with this Fixture, Follow the Instructions Carefully to assure full compliance with N.E.C. requirements. If there are any questions, contact a Qualified Electrical Contractor.

WARNING - This product contains chemicals known to the State of California to cause cancer, birth defects and /or other reproductive harm. Thoroughly wash hands after installing, handling, cleaning, or otherwise touching this product.

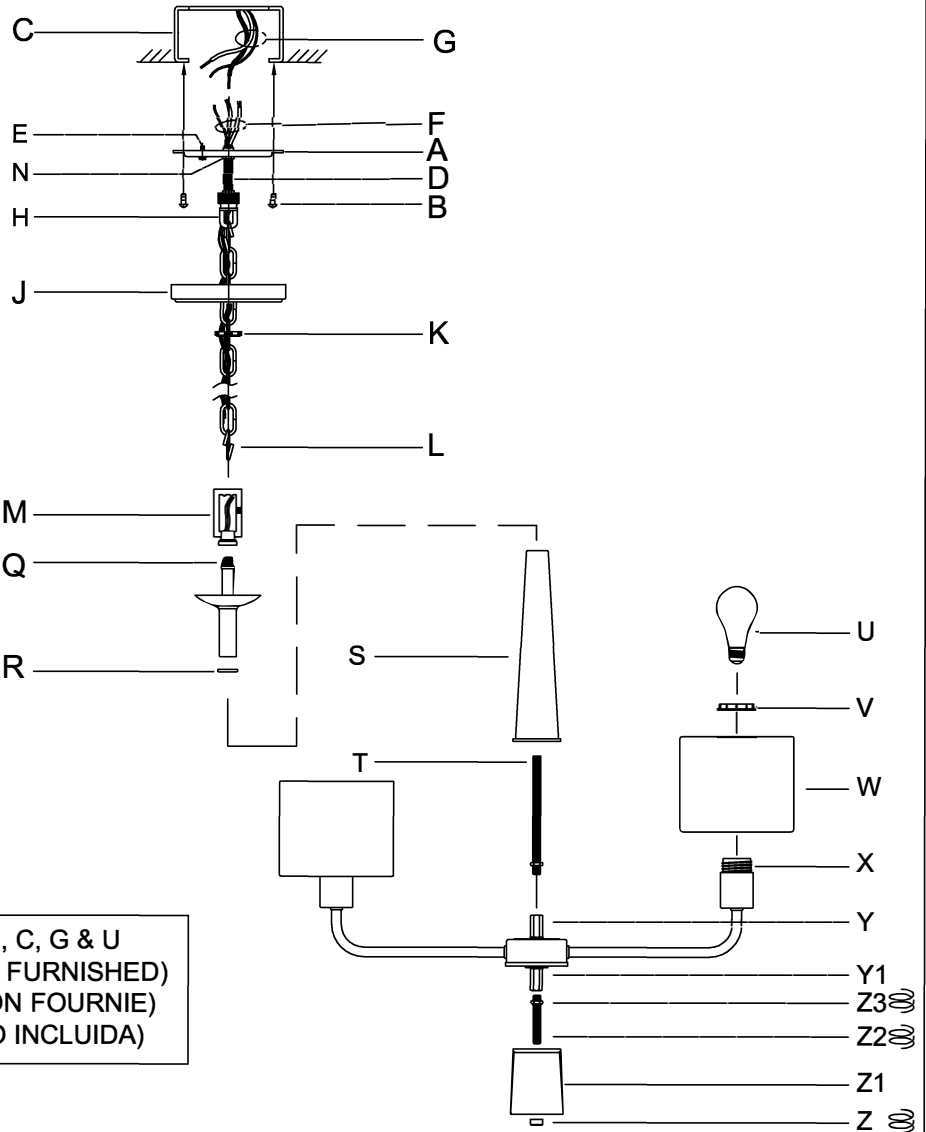
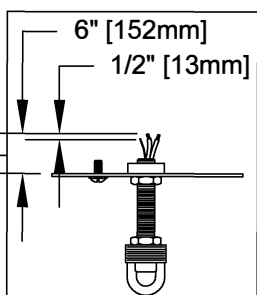
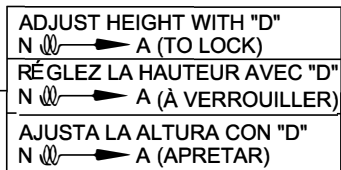
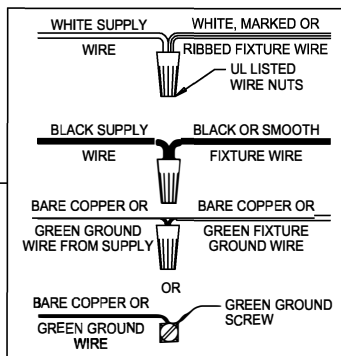
CAUTION - All glass is fragile, use care when handling Glass component(s) and or Lamp(s).

ASSEMBLY STEPS:

MODE D'ASSEMBLAGE:

PASOS PARA ENSAMBLAR:

1. D,E → A
2. B,A → C
3. M → Q
4. Q,R,S → T
5. F → S
6. T → Y
7. V,W → X
8. U → X
9. L → M
10. K,J → L
11. L → H
12. F → G
13. Z2,Z3 → Y1
14. Z1 → Z2
15. Z → Z2
16. J,K → H



FIXTURE ASSEMBLY STEPS:

