
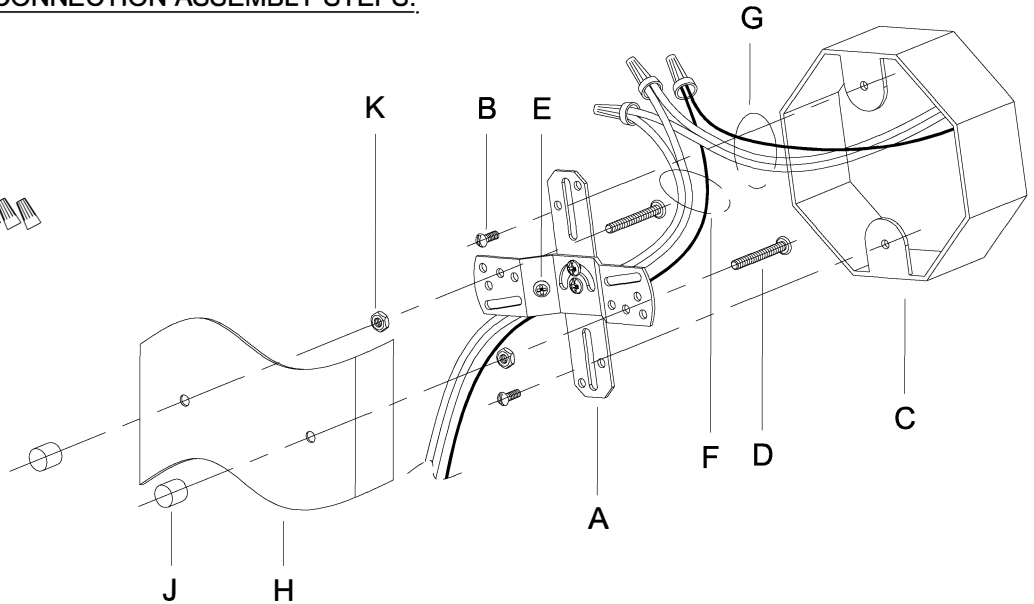
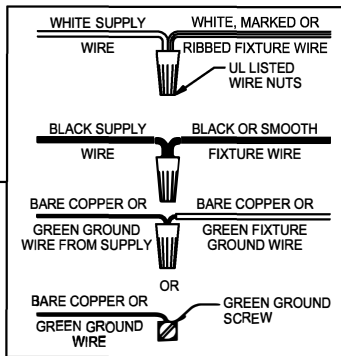


WARNING - If any Special Control Devices are used with this Fixture, Follow the Instructions Carefully to assure full compliance with N.E.C. requirements. If there are any questions, contact a Qualified Electrical Contractor.
WARNING - This product contains chemicals known to the State of California to cause cancer, birth defects and /or other reproductive harm. Thoroughly wash hands after installing, handling, cleaning, or otherwise touching this product.
CAUTION - All glass is fragile, use care when handling Glass component(s) and or Lamp(s).

CANOPY MOUNTING & WIRE CONNECTION ASSEMBLY STEPS:

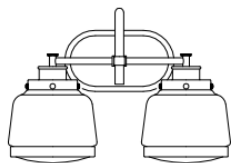
1. D,E → A
2. K → D
3. B,A → C
4. F → G 
5. H,J → D



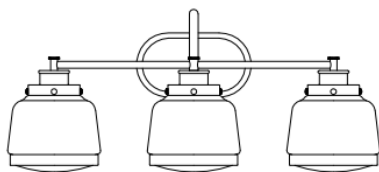
FIXTURE ASSEMBLY STEPS:

1. M → L
2. P → N, Q

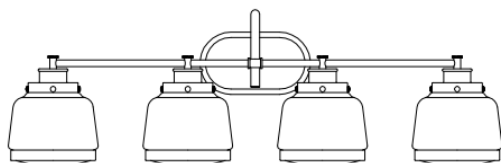
**B, C, G & M
 (NOT FURNISHED)
 (NON FOURNIE)
 (NO INCLUIDA)**



UHP2536/37



UHP2538/39



UHP2540/41

