
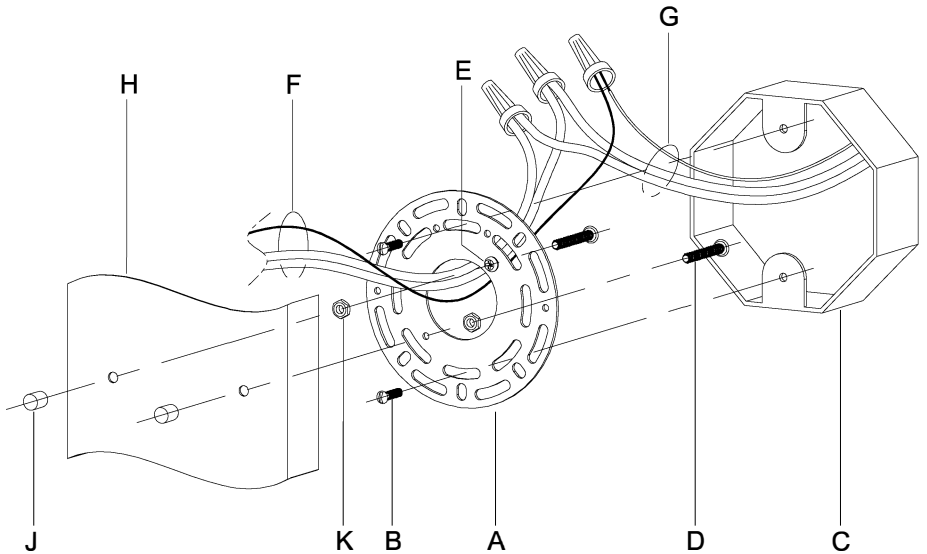
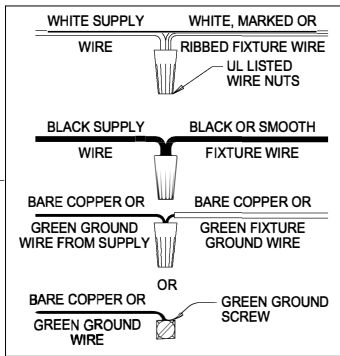


**WARNING** - If any Special Control Devices are used with this Fixture, Follow the Instructions Carefully to assure full compliance with N.E.C. requirements. If there are any questions, contact a Qualified Electrical Contractor.  
**WARNING** - This product contains chemicals known to the State of California to cause cancer, birth defects and /or other reproductive harm. Thoroughly wash hands after installing, handling, cleaning, or otherwise touching this product.  
**CAUTION** - All glass is fragile, use care when handling Glass component(s) and or Lamp(s).

\*\*\*\*\*  
**CANOPY MOUNTING & WIRE CONNECTION ASSEMBLY STEPS:**

1. D,E → A
2. K → D
3. B,A → C
4. F → G 
5. H,J → D



\*\*\*\*\*  
**FIXTURE ASSEMBLY STEPS:**

1. L,N → M
2. P → M

**B, C, G & P  
 (NOT FURNISHED)  
 (NO INCLUIDA)  
 (NON FOURNIE)**

