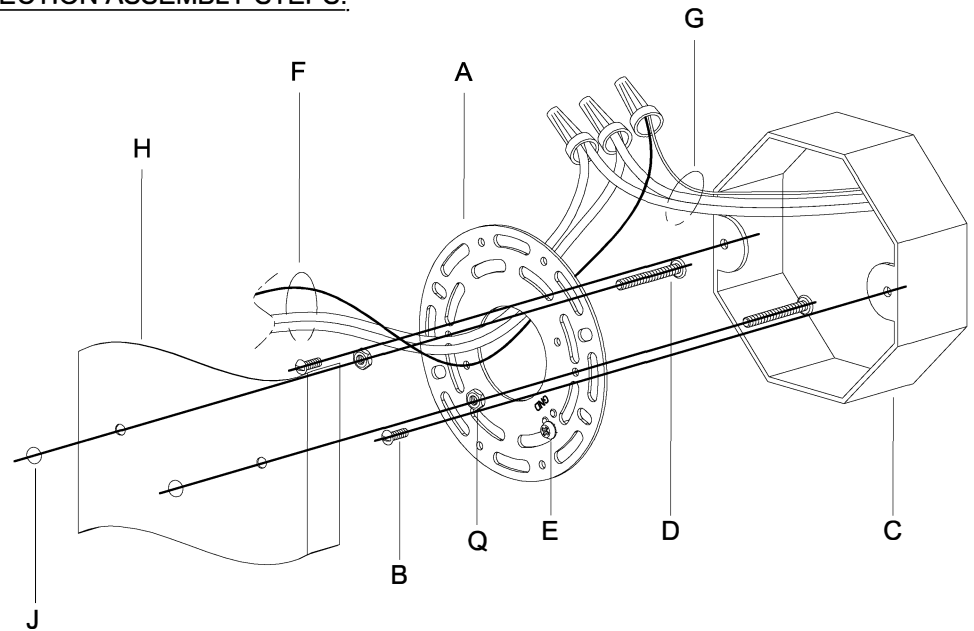
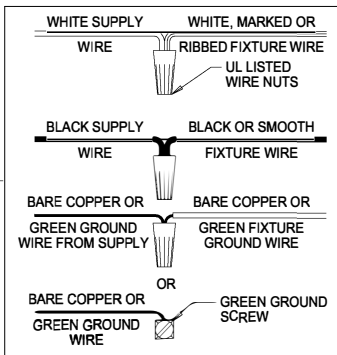


WARNING - If any Special Control Devices are used with this Fixture, Follow the Instructions Carefully to assure full compliance with N.E.C. requirements. If there are any questions, contact a Qualified Electrical Contractor.
WARNING - This product contains chemicals known to the State of California to cause cancer, birth defects and /or other reproductive harm. Thoroughly wash hands after installing, handling, cleaning, or otherwise touching this product.
CAUTION - All glass is fragile, use care when handling Glass component(s) and or Lamp(s).

CANOPY MOUNTING & WIRE CONNECTION ASSEMBLY STEPS:

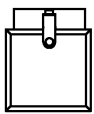
1. D,E → A
2. Q → D
3. B,A → C
4. F → G
5. H,J → D



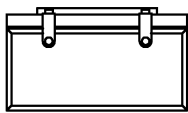
FIXTURE ASSEMBLY STEPS:

1. X → V,W
2. T → V,R,U
3. P → S

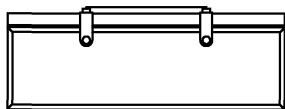
**B, C, G & P
 (NOT FURNISHED)
 (NO INCLUIDA)
 (NON FOURNIE)**



UHP2454, UHP2455



UHP2452, UHP2453



UHP2450, UHP2451

