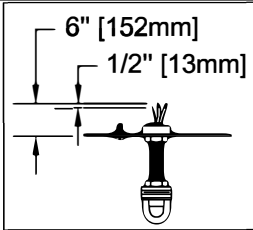


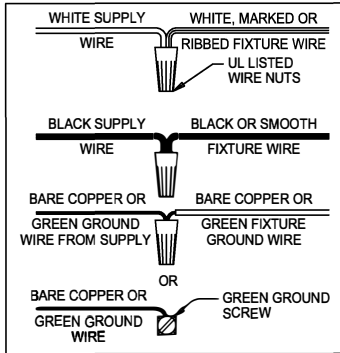
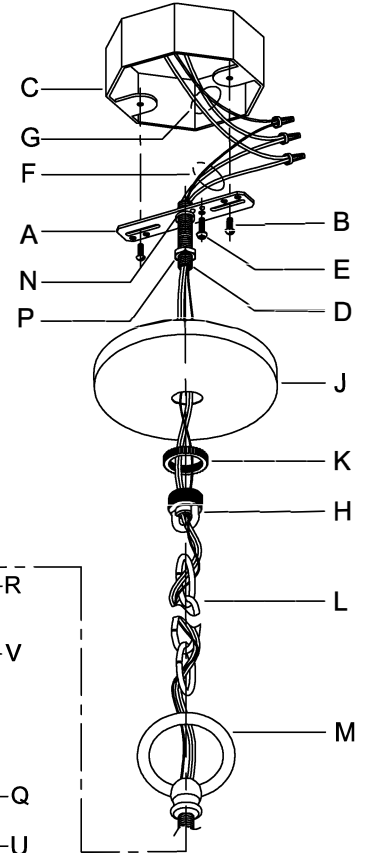
## UHP2256

**WARNING** - If any Special Control Devices are used with this Fixture, Follow the Instructions Carefully to assure full compliance with N.E.C. requirements. If there are any questions, contact a Qualified Electrical Contractor.  
**WARNING** - This product contains chemicals known to the State of California to cause cancer, birth defects and /or other reproductive harm. Thoroughly wash hands after installing, handling, cleaning, or otherwise touching this product.  
**CAUTION** - All glass is fragile, use care when handling Glass component(s) and or Lamp(s).

### CANOPY MOUNTING & WIRE CONNECTION ASSEMBLY STEPS:



- |          |   |           |                 |
|----------|---|-----------|-----------------|
| 1. D,E   | → | A         |                 |
| 2. B,A   | → | C         |                 |
| 3. N,P,H | → | D         | (TO LOCK)       |
| 4. P     | → | H         | (À VERROUILLER) |
| 5. F     | → | M         | (APRETAR)       |
| 6. L     | → | M         |                 |
| 7. J,K   | → | L         |                 |
| 8. L     | → | H         |                 |
| 9. F     | → | L,K,J,H,D |                 |
| 10. F    | → | G         |                 |
| 11. J,K  | → | H         |                 |
| 12. Q    | → | R         |                 |
| 13. U    | → | V         |                 |
| 14. T    | → | U         |                 |
| 15. Q,R  | → | V         |                 |
| 16. W,R  | → | Q         |                 |
| 17. S    | → | V         |                 |
| 18. V    | → | M         |                 |



ADJUST HEIGHT WITH "D"  
 N → A (TO LOCK)  
 RÉGLEZ LA HAUTEUR AVEC "D"  
 N → A (À VERROUILLER)  
 AJUSTA LA ALTURA CON "D"  
 N → A (APRETAR)

**B,C,F & T**  
 (NOT FURNISHED)  
 (NON FOURNIE)  
 (NO INCLUIDA)

