




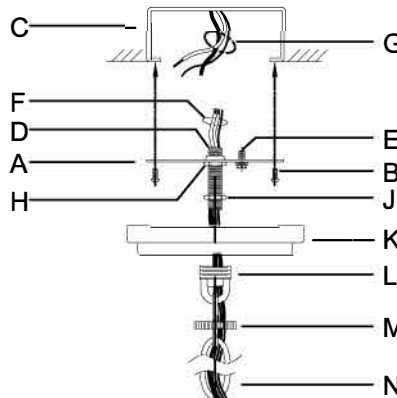


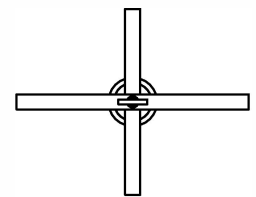
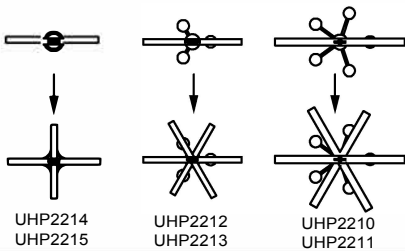
WARNING - If any Special Control Devices are used with this Fixture, Follow the Instructions Carefully to assure full compliance with N.E.C. requirements. If there are any questions, contact a Qualified Electrical Contractor.
WARNING - This product contains chemicals known to the State of California to cause cancer, birth defects and /or other reproductive harm. Thoroughly wash hands after installing, handling, cleaning, or otherwise touching this product.
CAUTION - All glass is fragile, use care when handling Glass component(s) and or Lamp(s).

ASSEMBLY STEPS:
PASOS PARA ENSAMBLAR:
MODE D'ASSEMBLAGE:

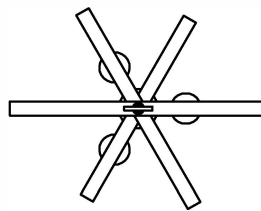
1. D,E → A
2. H,J,L → D
3. K,M → L
4. F → G 
5. B,A → C 
6. N → L,P 
7. P → Q 
8. S → R 



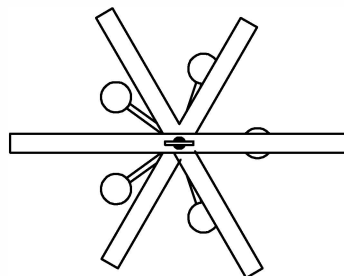
ADJUST THE RINGS:



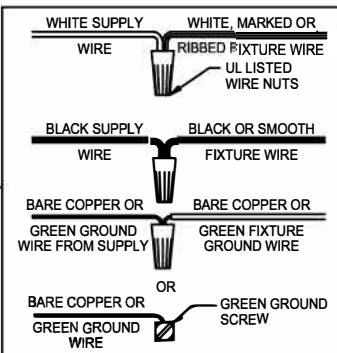
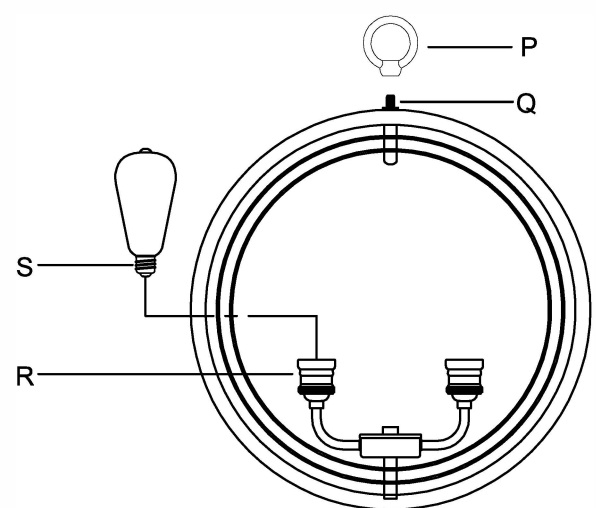
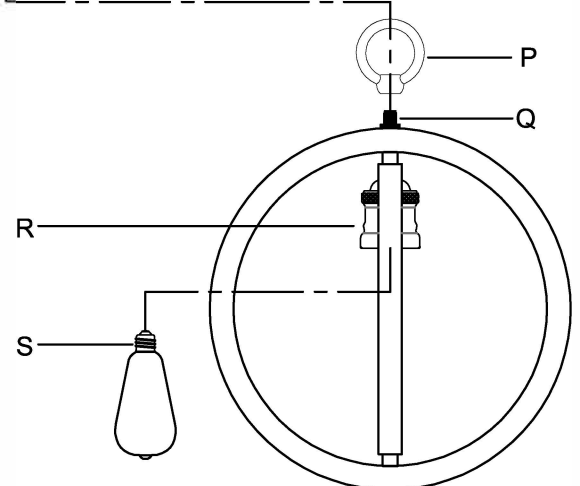
UHP2214, UHP2215



UHP2212, UHP2213



UHP2210, UHP2211



**B, C, G & S
 (NOT FURNISHED)
 (NO INCLUIDA)
 (NON FOURNIE)**