

\*\*\*\*\*  
**CAUTION:** Risk of fire. Min. 90°C supply conductors. Consult a qualified electrician to ensure correct branch circuit conductor.




**WARNING -** If any Special Control Devices are used with this Fixture, Follow the Instructions Carefully to assure full compliance with N.E.C. requirements. If there are any questions, contact a Qualified Electrical Contractor.

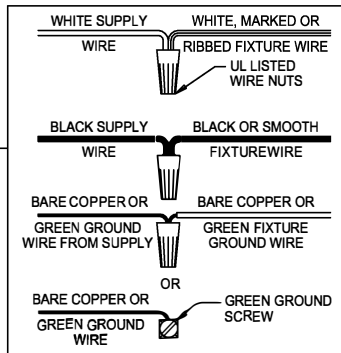
**CAUTION -** All glass is fragile, use care when handling Glass component(s) and or Lamp(s).  
 \*\*\*\*\*

**ASSEMBLY STEPS:**

**MODE D'ASSEMBLAGE:**

**PASOS PARA ENSAMBLAR:**

1. B → A
2. Ø (0.144)(3.6mm) → 
3. A ← B
4. Ø (0.144)(3.6mm) → 
5. F → G 
6. C, B → A
7. J → H
8. E, D → K



**A, G, & J  
 (NOT FURNISHED)  
 (NON FOURNIE)  
 (NO INCLUIDA)**

