


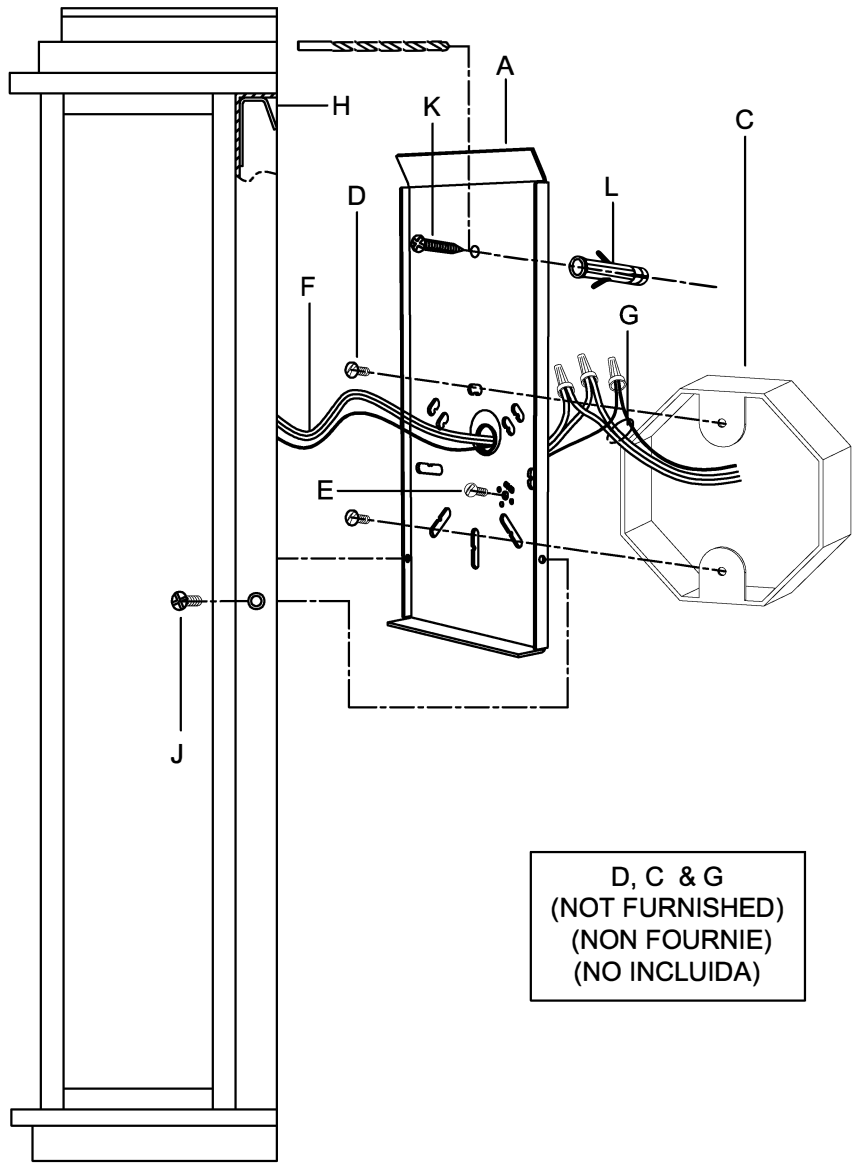
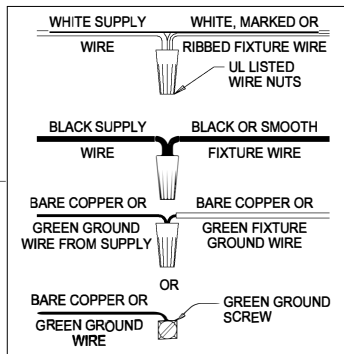


UHP1201

WARNING - If any Special Control Devices are used with this Fixture, Follow the Instructions Carefully to assure full compliance with N.E.C. requirements. If there are any questions, contact a Qualified Electrical Contractor.
WARNING - This product contains chemicals known to the State of California to cause cancer, birth defects and /or other reproductive harm. Thoroughly wash hands after installing, handling, cleaning, or otherwise touching this product.
CAUTION - All glass is fragile, use care when handling Glass component(s) and or Lamp(s).

CANOPY MOUNTING & WIRE CONNECTION ASSEMBLY STEPS:

1. E → A
2. A → C
3. Ø (0.375)(8.0mm) → 
4. Ø (0.375)(8.0mm) → 
5. Ø (0.375)(8.0mm) → L
6. D,A → C
7. K,A → L
8. H → A
9. F → G 
10. J,H → A



D, C & G
 (NOT FURNISHED)
 (NON FOURNIE)
 (NO INCLUIDA)

