

UHP1190

WARNING - If any Special Control Devices are used with this Fixture, Follow the Instructions Carefully to assure full compliance with N.E.C. requirements. If there are any questions, contact a Qualified Electrical Contractor.




WARNING - This product contains chemicals known to the State of California to cause cancer, birth defects and /or other reproductive harm. Thoroughly wash hands after installing, handling, cleaning, or otherwise touching this product.

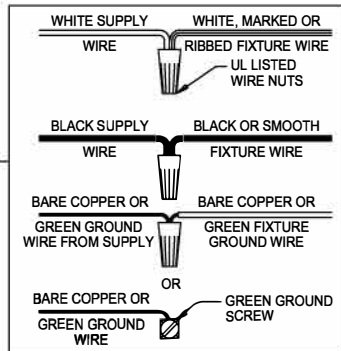
CAUTION - All glass is fragile, use care when handling Glass component(s) and or Lamp(s).

ASSEMBLY STEPS:

PASOS PARA ENSAMBLAR:

MODE D'ASSEMBLAGE:

1. B → C
2. Ø (0.144)(3.6mm) → 
3. C ← B
4. Ø (0.144)(3.6mm) → 
5. F → G 
6. K → J
7. O,P → J
8. E → D
9. H → D
10. L → D
11. M,N → L



**C, G, & H
(NOT FURNISHED)
(NO INCLUIDA)
(NON FOURNIE)**

