


UHP1172




WARNING - If any Special Control Devices are used with this Fixture, Follow the Instructions Carefully to assure full compliance with N.E.C. requirements. If there are any questions, contact a Qualified Electrical Contractor.

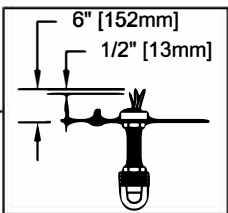
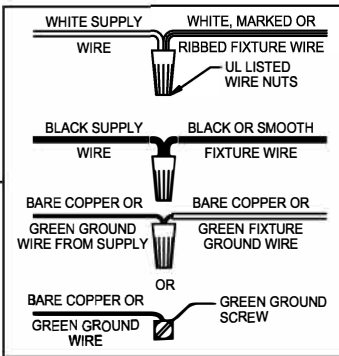
CAUTION - All glass is fragile, use care when handling Glass component(s) and or Lamp(s).

WARNING - This product contains chemicals known to the State of California to cause cancer, birth defects and /or other reproductive harm. Thoroughly wash hands after installing, handling, cleaning, or otherwise touching this product.

CANOPY MOUNTING & WIRE CONNECTION ASSEMBLY STEPS:

1. D,E → A
2. Q → D
3. B,A → C
4. F → L
5. F → H,L
6. F → G 
7. H → L
8. H,J → D
9. P → L

ADJUST HEIGHT WITH "D"
N  → A (TO LOCK)
AJUSTA LA ALTURA CON "D"
N  → A (APRETAR)
RÉGLEZ LA HAUTEUR AVEC "D"
N  → A (À VERROUILLER)



**B, C, G & P
 (NOT FURNISHED)
 (NO INCLUIDA)
 (NON FOURNIE)**

