





## UHP1161

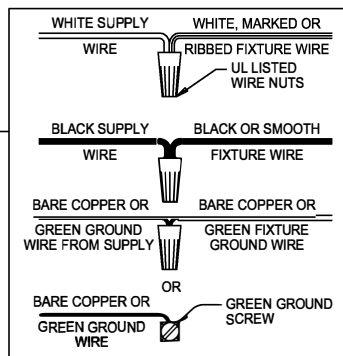
**WARNING** - If any Special Control Devices are used with this Fixture, Follow the Instructions Carefully to assure full compliance with N.E.C. requirements. If there are any questions, contact a Qualified Electrical Contractor.  
**WARNING** - This product contains chemicals known to the State of California to cause cancer, birth defects and /or other reproductive harm. Thoroughly wash hands after installing, handling, cleaning, or otherwise touching this product.  
**CAUTION** - All glass is fragile, use care when handling Glass component(s) and or Lamp(s).

**ASSEMBLY STEPS:**

**PASOS PARA ENSAMBLAR:**

**MODE D'ASSEMBLAGE:**

1. A → B
2. Ø (0.144)(3.6mm) → 
3. B ← A
4. Ø (0.144)(3.6mm) → 
5. D → E 
6. C, A → B
7. N, M, P → F
8. Q → F
9. R, H → S
10. H → G 
11. K, L → J



**B, E, & Q  
 (NOT FURNISHED)  
 (NO INCLUIDA)  
 (NON FOURNIE)**

