

WARNING - If any Special Control Devices are used with this Fixture, Follow the Instructions Carefully to assure full compliance with N.E.C. requirements. If there are any questions, contact a Qualified Electrical Contractor.

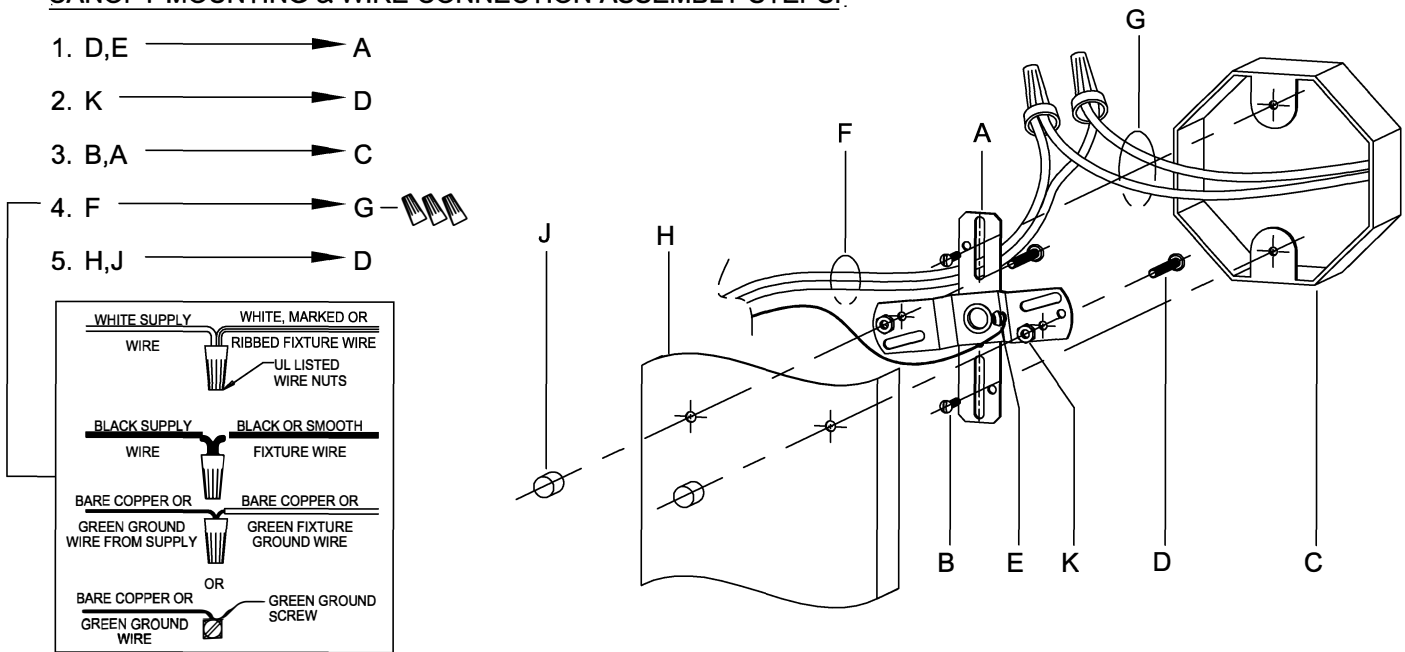
WARNING - This product contains chemicals known to the State of California to cause cancer, birth defects and /or other reproductive harm. Thoroughly wash hands after installing, handling, cleaning, or otherwise touching this product.

CAUTION - All glass is fragile, use care when handling Glass component(s) and or Lamp(s).

WARNING - To comply with the National Electrical Code and Underwriters Laboratories requirements, when installed outdoors, or in wet locations, the edge of the wall plate coming in contact with the mounting surface, must be sealed with a latex waterproof caulking to prevent water from entering the outlet box.

CANOPY MOUNTING & WIRE CONNECTION ASSEMBLY STEPS:

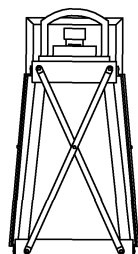
1. D,E → A
2. K → D
3. B,A → C
4. F → G
5. H,J → D



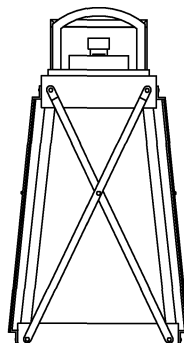
FIXTURE ASSEMBLY STEPS :

1. L → M

**B, C, G & L
 (NOT FURNISHED)
 (NO INCLUIDA)
 (NON FOURNIE)**



UHP1050, UHP1051



UHP1052, UHP1053

