


ROTARY STAND INSTRUCTIONS



(parts enclosed)


Secure the base. Pound center spike into the ground as shown (pic 1).

Slide the leg assembly over the center spike. Spread out legs and firmly push to the ground (pic 2).


Tighten the thumbscrew to secure the base to the center spike. Insert rotary machine into the center pole (pic 3).



(pic 1)



(pic 2)



(pic 3)

