



X77 MASSAGE CHAIR

Live the Dream



Table of Contents



Introduction	3
Color & Fabric Options	4
Air & Heat Massage	5
Key Features	6
Additional Features	7
Remote Functions	8
Remote Sessions	
Programmed	9
Focused, Manual, Air	10
Operation & Use	11
Warranty	13
Commerical Spot	14
Imagery	15



X77

Introducing the New X77 Massage Chair

Designed to achieve total-body wellbeing through innovative massage technology. No matter your age or activity level, your body experiences daily stress. Work, sleep, exercise, travel, and eating. Everything you do puts stress on your body. For years, X-Chair's line of office seating products has been able to reduce the amount of stress your body endures while working with its staple ergonomic offerings. Now, we're tackling the stress your body endures outside of the office.



Color & Fabric Options



BRISA by Ultrafabrics

In a category of its own, Brisa is designed, engineered and handcrafted with butter softness, beauty, and durability in mind. The first breathable performance fabric in its class, Brisa's proprietary ventilation system promotes air circulation for the highest level of seating comfort. You've never felt anything like this before.

Synflex

Synflex is a supple and strong fabric that is designed for comfort, durability and easy temperature transitions. It's embossed with a textured grain that is both aesthetically pleasing and soft to the touch. Synflex was specifically selected for its comfort and performance properties to optimize your X77 Massage Chair experience - it's sure to be one that you sit in love with.



with Brisa

Brisa Soft-Touch



Red Brisa / Black Brisa

Brisa Soft-Touch



Brown Brisa / Brown

Brisa Soft-Touch



Black Brisa / Black

with Synflex

Synflex



Brown / Brown

Synflex



Black / Black

MAP \$7,777.77

LIST \$10,370.36

Pricing

MAP \$6,999.99

LIST \$9,333.32

Air & Heat Massage



Full-Body Air Massage

The full-body air massage feature provides relief to your calves, thighs, IT bands, arms, hands, and shoulders. Your body and mind will benefit from the healing sensations of this carefully planned air-only massage. Perfect for people who want minimum intensity and no tapping or kneading movements.



Infrared Heat Massage

Help your body and muscles warm up so they are ready for exertion. In addition to Heated Rollers, X77 Massage Chair offers soothing heat under the seat and to the calves.



Key Features



L-Track

Featuring an L-Track massage path designed to guide the X77 4D mechanism to all the right spots from occiput (back of your head) down to your glutes and hamstrings. The X77 Massage Chair L-track offers a total of 49" of back coverage.



Intelligent 4D Massage Mechanism

The X77 Massage Chair 4D massage mechanism is designed to mobilize your spine, relax your mind, and help you recover from your workout. X77 4D kneads, taps, rolls (fast or slow), presses, and is expertly choreographed to do much more. Its deep tissue massaging capability helps improve blood flow, work tired muscles, and promote lymphatic flow. The unique quality and capability of the X77 4D mechanism will help you be your best every day!



Zero Gravity Recline

Improve blood circulation, breathe more easily and deeply and alleviate pressure on the joints and spine in the Zero Gravity Recline position.



Shoulder Massage

The X77 shoulder pads have air cells that inflate or deflate based on the massage being administered. The Shoulder Stabilizers help stretch the upper body, keep you in the correct position while other movements are occurring and enhance your posture.



Segmented Arm Massage

Designed to relieve the daily tension put on your arms and hands, the X77 has 4 air cells per arm. This allows for segmented massage to encourage blood flow and reduce muscle tension.



Foot Rollers

Carefully programmed and shaped to avoid over-stimulating the soles, the foot rollers will rub, roll, and squeeze your tired or sore feet to encourage blood flow, work muscles, and mobilize your entire foot.

Additional Features



Acupressure Point Locator Function

Before each massage begins, the chair scans your back and automatically customizes each massage to you. By measuring your torso and tailoring massage movements to your body, X77 delivers maximum customized comfort, relief, and recovery to users of varying heights.



Telescopic Leg Extension

The X77 Massage Chair adapts to your height with our customizable Telescopic Leg Extension. When seated, simply press your feet down on the foot placements and it will extend out to fit you perfectly. This allows for comfortable sitting and maximizes the massage to best fit you.



Pinpoint Calf Massage

Your calf is expertly massaged with rear and side mechanical and air massage. The sensations which accompany X77 Massage Chair's calf massage will soothe your whole body and help your calves feel revitalized and ready for whatever challenge your next day brings.



Heated Rollers

"Hot Rocks" style pinpoint heat is delivered through the 4D Intelligent Massage Mechanism's massage heads. The application of heat at the exact point being treated means that X77 Massage Chair feels more like human hands and helps encourage blood flow to the muscles being worked.



Automatic Recline

The seat back can recline to 160 degrees, while the foot rest can be adjusted up to 80 degrees.



Chromotherapy

Fitness is not only about physiological excellence, but that paired with clear state of mind. X77 Massage Chair's chromotherapy sessions, that run on the screen of the remote, will help you achieve the psychological state of mind needed to fully relax.



Wall Hugging

Designed to fit almost anywhere, the unique wall hugging technology requires only 4" (10 cm) between the backrest and the wall.



USB Charger Port

Charge your device while you recharge your mind, body and soul.



Stylish and Easy Remote Control















Easy to read and easy to use, our tactile remote combines style and functional simplicity.

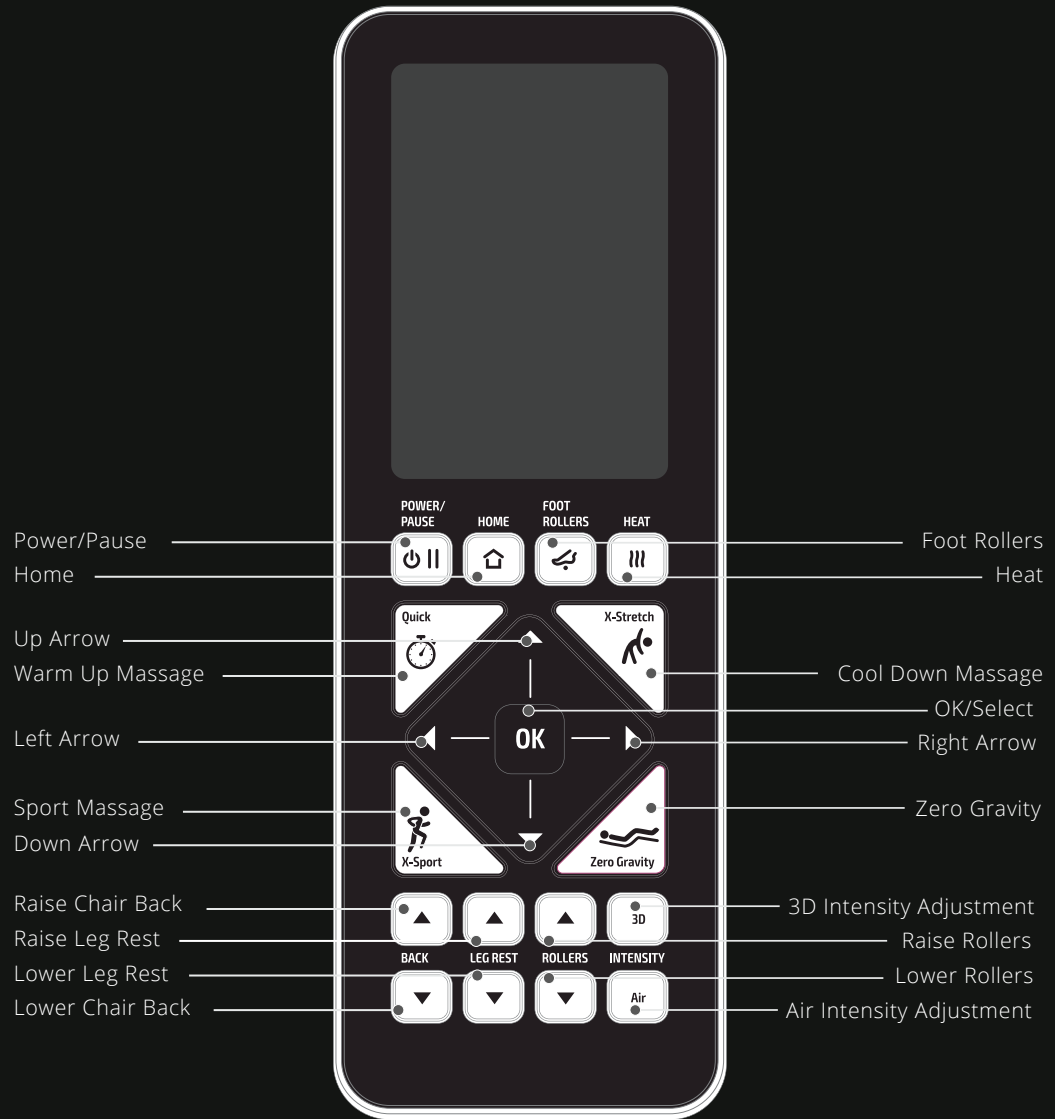
Remote Functions

11 programmed and focused massage sessions



Buttons

-  Power/Pause
-  Home/Menu
-  Foot Rollers
-  Heat
-  Quick
-  X-Sport
-  Zero Gravity
-  Stretch
-  Select/ Navigate
-  OK
-  BACK
Seat Back Control
-  LEG REST
Leg Rest Control
-  ROLLERS
Roller Position Control
-  3D
Roller Intensity Adjustment
-  Air
Air Intensity Adjustment



Remote Sessions - Programmed

11 programmed and focused massage sessions



Programmed



X-Sport

Vigorous roller and air massage actions are combined to maximize blood flow to all the large muscle areas. Back massage and back mobilization help loosen and relax tight muscles, providing inter-vertebral traction through back extension.



X-Core

Designed to mimic twisting and stretching movements important for core health, this massage will combine the use of air cells and the massage mechanism to twist both the body's upper and lower body.



X-Stretch

Carefully crafted stretching movements including hip rotation and back extension. Designed to help stretch and loosen the muscles of the entire body; great for use following long work periods of concentrated inactivity.



All X-Air

A comprehensive, full body massage program designed to energize your entire body and calm your mind.



Recover

Targets the key muscles that are typically used during the day and encourages blood flow to all the large muscle groups in order speed muscle recovery and reduce post-exertion soreness.



Relax

Add to your end-of-day wind down with this light and gentle relax routine. Relax combines a series of massage movements organized to decrease swelling, help clear away toxins and relieve tense, stiff muscles. Great for use after work or exercise.



Quick

This massage session prepares your body for the day. It's characterized by gentle massage movements, gentle stretching, mobilization movements to loosen your back and peripheral air massage to encourage blood flow to your calves and arms.



Visualize

Place yourself in the perfect state of mind for peak performance. Close your eyes, imagine being at your best, and let this session's methodical and rhythmic pacing take you to a place of confidence and strength.

Remote Sessions - Focused, Manual & Manual Air

11 programmed and focussed massage sessions



Focused



Neck & Shoulders

Focused kneading massage around the neck and shoulders designed to help loosen the muscles of the upper back. Relieve tension built up from long periods of screen use.



X-Back

Encourages blood flow to this very typical problem area. Mobilize and stretch your low back with this focused session.



Glutes & IT Bands

The perfect session for those who sit too long and/or for active runners and cyclists. Works the IT bands and the glutes.

Manual



Manual

X77 Massage includes 6 manual massage methods from which you can choose: Knead, Tap, Pulse, Knead & Tap, Knead & Pulse, and Rolling.



Knead



Tap



Pulse



Knead & Pulse



Knead & Tap



Rolling

Manual Air



Manual Air

X77 Massage includes 4 manual air sessions from which you can choose: Shoulder & Arm, Legs & Feet, & Full Body Air.



Shoulder & Arm



Legs & Feet



Full Body Air



Powering On

- Press the Power/Pause button to turn the remote control power ON. When the power is ON, the remote screen shows the main menu and the Power/Pause button will glow white.

Powering Off

- Press and hold the Power/Pause button for 3 seconds to turn the remote control power OFF. When the power is OFF, the remote screen is black/blank, and the Power/Pause button will glow red.
- If the chair has been in a reclined position it will automatically restore to the upright position when powered off.

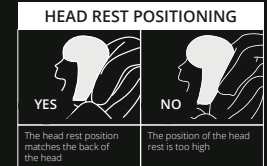
NOTE: The remote power will automatically turn off after approximately 15 minutes of inactivity.

NOTE: The Power/Pause button on the remote is not the Main Power switch.

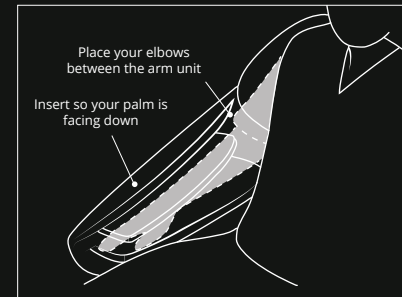
Starting a Massage

- Ensure remote power is ON. The Power/Pause button will glow white.
- Use the Remote navigation arrows to scroll through the menus. As you navigate the menus, the black highlight indicates where the cursor is within the menu.
- Once your desired selection is highlighted, press the OK button activate the selection.
- Upon activation, a red dot will appear to the right of the currently running selection(s), and the upper section of the remote screen will display the name of the massage(s) selected. The time in the upper right corner indicates estimated massage duration.
- Choreographed massages that automatically combine the massage mechanism, air massage, and other features are offered in the Programmed & Focused menus (except in All X-Air, which is an air massage only program).
- Manual menu options activate a specific back mechanism function or set of functions.
- Massages within the Manual Air menu are those that activate on the air cells.

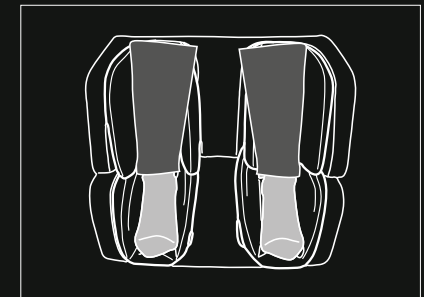
- When the chair is off, the rollers are stored in the top of the back rest. This is known as the storage position. If the rollers are not in the storage position, simply reset by pressing the Power button on the remote control before sitting on the chair.



- Sit back fully in the chair so your entire back is against the back rest and your head is leaning into the pillow.
- Adjust the head rest so it sits just above your shoulders and at the base of your neck. If the pillow is positioned too high or too low, the automatic acupressure point detection will not work correctly (see right).
- Adjust the shoulder air cell by rotating up or down until comfortable.

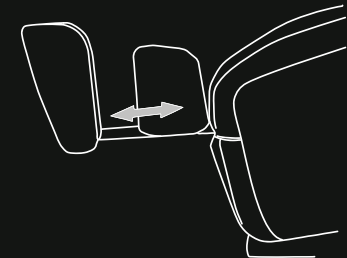


Place your arms in the arm, palms down.



Place your feet in the leg rest.

NOTE: When the leg rest raises, press out with your feet and the leg rest will adjust to the appropriate length (see below).



Positioning Yourself In The Chair

Operation & Use (Continued)



- To end a massage in the middle of an active session, you can do one of the following:
 - Press the Home/Menu button to access to the Main Menu, then use the navigation arrows to navigate to End Massage. Once End Massage is highlighted, press OK and the massage will cease; the massage mechanism will slowly move to its storage position (upper shoulders). Please note, the chair will remain in the reclined angle. This option leaves the chair powered on so another massage may be selected.
 - Press and hold the Power/Pause button for 3 seconds. This action will end the session by powering off the chair. the massage mechanism will slowly move to its storage position (upper shoulders) and, if the chair has been in a reclined position, it will automatically incline to the upright position.

NOTE: Massages will automatically stop after approximately 18 minutes of activity. The chair will remain reclined.


NOTE: Never get out of the chair without first returning it to its full upright position.

NOTE: Never press on shoulder, or stand on foot rest to get out of chair.

Pausing a Massage

- To pause a massage, quickly press and release the Power/Pause button. Upon doing this the massage mechanism will immediately cease all movement, the chair angle will remain in the exact position it was when the button was pressed, and the Power/Pause button will flash red.
- To resume the massage, quickly press and release the Power/Pause button again. Upon doing this the Power/Pause button will illuminate in white, and the massage will resume from where it was stopped.

Ending a Massage



Warranty



Our X-Chair X77 Massage Chair 3-Year Limited Warranty offers you the peace of mind and confidence that comes with owning this high-quality product. Years of trouble-free relaxation await. For an additional fee, we also offer a 5-Year Extended Limited Warranty. Our limited warranty includes on-site service, parts, and labor in most locations in the United States and Canada. Some restrictions apply. See www.xchair.com for full warranty details. Please keep your warranty information with your Owner's Manual.



<https://vimeo.com/641116006>





X77 MASSAGE CHAIR