


A-Kit

Assembly instructions



studio
tools

Scope of delivery



A Hinges (2x)




B Castors (2x)



C Stoppers (2x)



D Thumb screws (8x)



E A-Kit Tray (1x) – optional, only within scope of delivery for A-Kit with Tray (Art. Nr. AKWT-001)

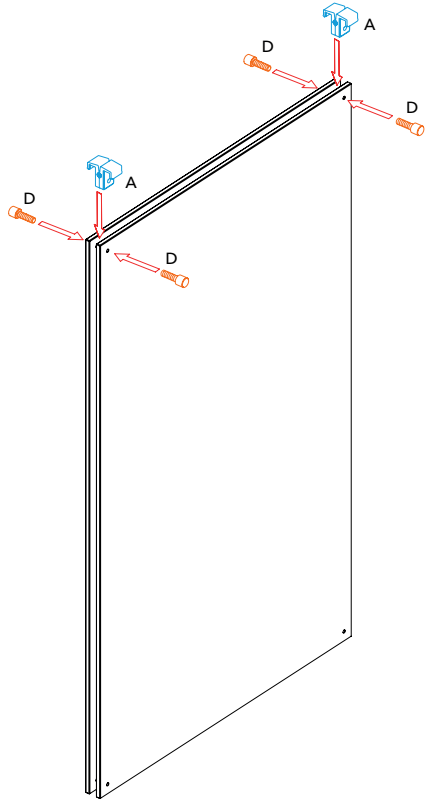
In case of any uncertainties or difficulty in understanding, please contact us before you start the assembly.
Diese Montageanleitung ist in Englisch verfasst. Falls Sie etwas nicht verstehen oder Unklarheiten bestehen,
kontaktieren Sie uns bitte bevor Sie mit der Montage beginnen.

II Mount hinges on Studioboards

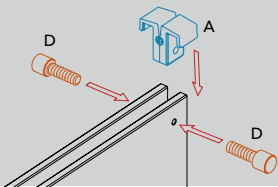
2x A



4x D



A + D



II Attach castors and stoppers to Studioboards

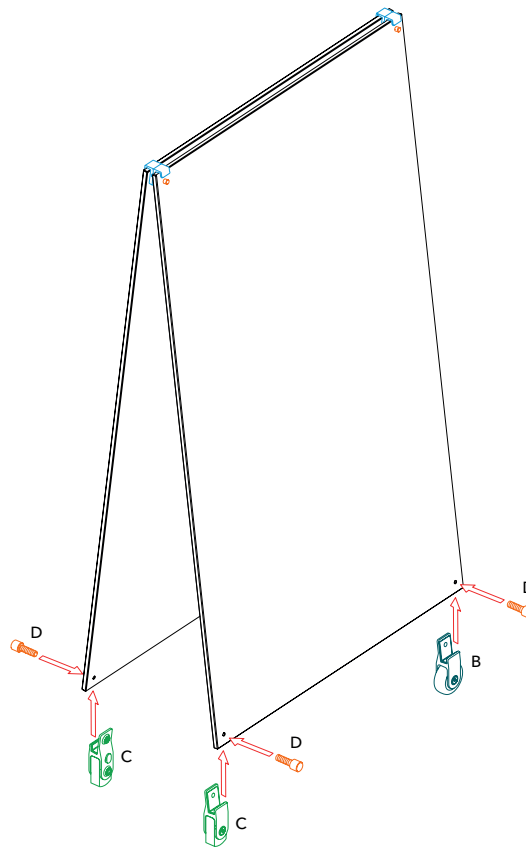
2x B



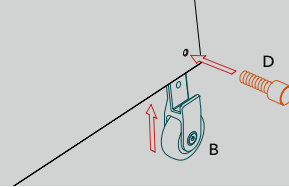
2x C



4x D

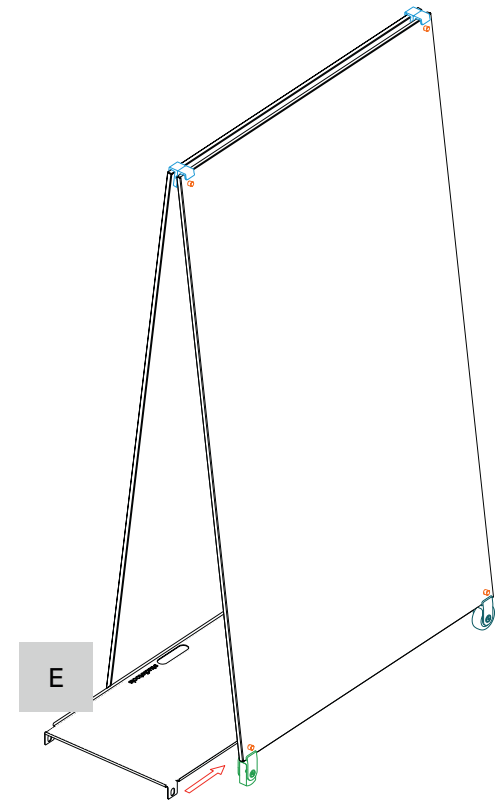


B/C + D

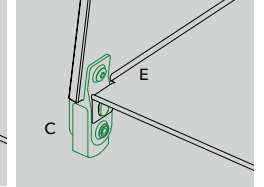
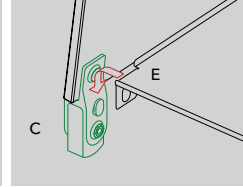


III Optional – Insert A-Kit Tray

1x E



B/C + E



!

To prevent damage, assemble the object on a soft surface.