











































jane iredale ISPEEDMATCHSM

FOUNDATION COLOR MATCHING

SKIN TONE	AMAZING BASE® PUREPRESSED® BASE LIQUID MINERALS®			DREAM TINT®	GLOW TIME®
FAIR	NEUTRAL	WARM	COOL		
	 IVORY	 BISQUE	 LIGHT BEIGE	 LIGHT	 BB1
<i>Ivory is available only in PurePressed and Amazing Base.</i>					
LIGHT	NEUTRAL	WARM	COOL		
	 RADIANT	 WARM SILK	 LIGHT BEIGE	 LIGHT	 BB3
LIGHT TO MEDIUM	NEUTRAL	WARM	COOL		
	 SATIN	 AMBER	 WARM SIENNA	 NATURAL	 MEDIUM LIGHT
MEDIUM	NEUTRAL	WARM	COOL		
	 SUNTAN	 GOLDEN GLOW	 HONEY BRONZE	 MEDIUM	 BB7
MEDIUM TO DARK	NEUTRAL	WARM	COOL		
	 RIVIERA	 LATTE	 TEAKWOOD	 MEDIUM DARK	 BB7
<i>Riviera and Teakwood are available only in PurePressed Base.</i>					
DARK	NEUTRAL	WARM	COOL		
	 CARAMEL	 AUTUMN	 FAWN	 CUSTOM-BLEND*	 CUSTOM-BLEND*
<i>Fawn and Autumn are available only in PurePressed Base.</i>					
VERY DARK	NEUTRAL	WARM	COOL		
	 VELVET**	 COGNAC**	 WARM BROWN**	 CUSTOM-BLEND*	 CUSTOM-BLEND*
DEEP	NEUTRAL	WARM	COOL		
	 CUSTOM-BLEND*	 BITTERSWEET**	 COCOA**	 MAHOGANY**	 CUSTOM-BLEND*
 BB11***					
 BB12***					

*Your skin tone might require a custom-blend of more than one shade.

**All six very dark and deep shades are available only in PurePressed® Base and have an SPF 15.

*** All three shades of Glow Time® ranging from dark to deep have an SPF 17.

jane iredale
THE SKIN CARE MAKEUP®

Power of 3, three easy steps to discover the difference with *jane iredale*.

jane iredale makeup allows your skin to look its most radiant while being an extension of your skin care, ensuring it is as good for the skin as it is beautiful to wear. Choose the Power of 3 makeup solution that's right for you, using the charts below.



PRIMER

	Smooth Affair® Facial Primer & Brightener	Smooth Affair® for Oily Skin	Absence® Oil Control Primer
SKIN TYPE	normal to dry	combination to oily	extremely oily & acneic
HELPS WITH	hydrating while minimising pores	controlling oil & shine in a lightweight formula	smoothing out texture & controlling oil

FOUNDATION

	PurePressed® Base SPF 20	Amazing Base® SPF 20	Liquid Minerals® No SPF	Dream Tint® SPF 15	Glow Time® SPF 25
desired finish	semi-matte	luminous	dewy	light	velvety
desired coverage	sheer to full	sheer to full	sheer to medium	sheer to medium	full
SHEER COVERAGE	 The Handi™ Brush Sweep product evenly over face.	 Chisel Powder Brush Sweep product evenly over face.	 Flocked Sponge Pump product onto sponge and follow with four pumps of hydration spray. Blend into skin.	 Fingertips Apply onto fingertips and massage onto skin.	 Fingertips Mix with Smooth Affair of choice.
MEDIUM COVERAGE	 The Handi™ Brush Layer for more coverage.	 Chisel Powder Brush Layer for more coverage.	 Foundation Brush and metal palette. Pump onto palette and blend thoroughly with Foundation Brush, then apply to skin.	 Blending Brush Dab onto skin and quickly blend with brush in circular motion for an airbrushed appearance.	 Fingertips Apply a "BB" size amount of product to each cheek, the forehead, nose & chin. Blend and pat into skin with fingers. Use the Blending Brush or Flocked Sponge to sheer the coverage out.
FULL COVERAGE	 Flocked Sponge Press and roll product onto face in layers.	 Flocked Sponge Press and roll product onto face, in layers, or use Blending Brush and mix with hydration spray to get heavier coverage.	 Foundation Brush Apply product with Flocked Sponge or Foundation Brush. Finish with PurePressed Base or Amazing Base.	 Blending Brush Apply product with Blending Brush and finish with PurePressed Base or Amazing Base.	 Fingertips Apply a "BB" size amount of product to each cheek, the forehead, nose & chin. Blend and pat into skin with fingers. For more coverage finish with PurePressed Base or Amazing Base.
SPRITZ TO SET	  <p>All skin types: POMMISST Normal/Dry skin: D2O Oily/Combination Skin: Balance</p>				

SPRAY