


### CURVED DOUBLE RADIUS TURNOUT LEFT HAND


Code 75  
**SL-E187** *Electrofrog*



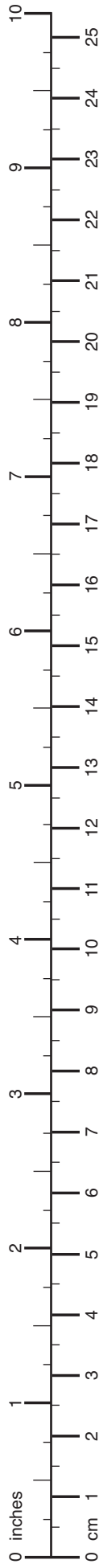
254mm (10.000")

### CURVED DOUBLE RADIUS TURNOUT RIGHT HAND

Code 75  
**SL-E186** *Electrofrog*



*Use this scale bar to check that your printer is printing at 100%*



These plans are produced by the manufacturers and may be reproduced by modellers for the purpose of layout building. Commercial copying or reproduction prohibited.

© PRITCHARD PATENT PRODUCT CO. LTD, BEER, DEVON EX12 3NA ENGLAND