


CURVED DOUBLE RADIUS TURNOUT LEFT HAND


Code 75
SL-E187 *Electrofrog*



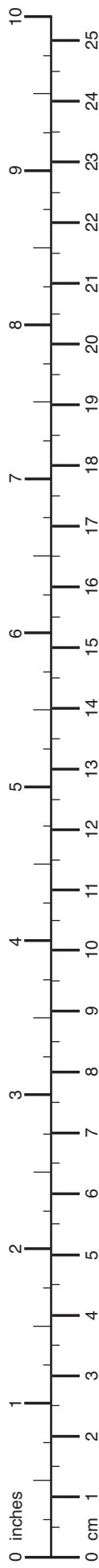
254mm (10.000")

CURVED DOUBLE RADIUS TURNOUT RIGHT HAND

Code 75
SL-E186 *Electrofrog*



Use this scale bar to check that your printer is printing at 100%



These plans are produced by the manufacturers and may be reproduced by modellers for the purpose of layout building. Commercial copying or reproduction prohibited.

© PRITCHARD PATENT PRODUCT CO. LTD, BEER, DEVON EX12 3NA ENGLAND