







If You Ordered a Raw Brass Fixture

All raw brass will age/darken over time. If you wish to keep your fixture “like new” you can clean it periodically with Brasso. When installing the globes, **WE DO RECOMMEND WEARING GLOVES**. The raw brass will tarnish if it comes in contact with the oils on your skin.

Neckless Globe Installation Instructions

	<p>Position the holder so it is just far enough away from the globe cover to slide the globe on.</p> <p>Insert the bulb/socket inside the globe and slide the globe onto the holder.</p> <p>Starting with the holder further away from the globe cover may make globe installation easier, but it will require a large amount of rotations in order to secure the globe.</p>
	<p>Center the globe on the holder.</p>
	<p>Rotate the globe to the right until it is snug against the globe cover. This may require a lot of rotations. Do not push up on the globe while spinning.</p>
	<p>In order to replace the bulb, rotate the globe to the left to remove. Repeat installation process after replacement.</p>