



8165 E Kaiser Blvd. Anaheim, CA 92808
www.lightlaboratory.com

Report No: L101705401



Report No: L101705401

Issue Date: 10/25/2017

Report Prepared For: Horticulture Lighting Group
752 North State St. #208 Westerville, OH 43082

Model Number: HLG 550

Test: Photosynthetically active radiation (PAR) & Electrical measurement

Standards Used: Appropriate part or all test guidelines were used for test performed:
IESNA LM79: 2008 Approved Methods for Electrical and Photometric Measurements of Solid-State Lighting Products
ANSI NEMA ANSLG C78.377: 2008 Specification of the Chromaticity of Solid State Lighting Products
ANSI C82.77:2002: Harmonic Emission Limits-Related Quality Requirements for Lighting Equipment

Description of Sample: Client submitted the sample. Received in working and undamaged condition. No modifications were necessary.

Testing Condition: Fixture is tested with no special conditions.

Sample Arrival Date: 10/20/17

Date of Tests: 10/23/17 - 10/25/17

Seasoning of Sample: No seasoning was performed in accordance with IESNA LM-79.

Equipment List

Equipment Used	Model No	Stock No	Calibration Due Date
Chroma Programmable AC Source	61604	PS-AC02	--
Yokogawa Digital Power Meter	WT210	MT-EL06-S1	11/28/17
ITECH	IT6122	PS-DC03-S1	11/28/17
Fluke Digital Thermometer	52k/J	MT-TP02-GC	11/28/17
LLI 2M Sphere	2MR97	CD-SN03-S2	--
LLI Spectroradiometer	SPR-3000	MT-SC01-S2	Before Use

*All Results in accordance to IESNA LM-79-2008: Approved Method for the Electrical and Photometric Testing of Solid-State Lighting.

Test Summary

Manufacturer:	Horticulture Lighting Group	
Model Number:	HLG 550	
Driver Model Number:	MEAN WELL HLG-480H-C2100A	
Total PPF ($\mu\text{mol/s}$)	1159.35	(Wavelength range: 380nm - 780nm)
Total Radiant Flux(W):	239.35	
Input Voltage (VAC/60Hz):	240.00	
Input Current (Amp):	2.16	
Input Power (W):	507.30	
Input Power Factor:	0.98	
Current ATHD @ 240V(%):	6%	
Current ATHD @ 277V(%):	N/A	
Ambient Temperature ($^{\circ}\text{C}$):	25.0	
Stabilization Time (Hours):	0:30	
Total Operating Time (Hours):	1:50	


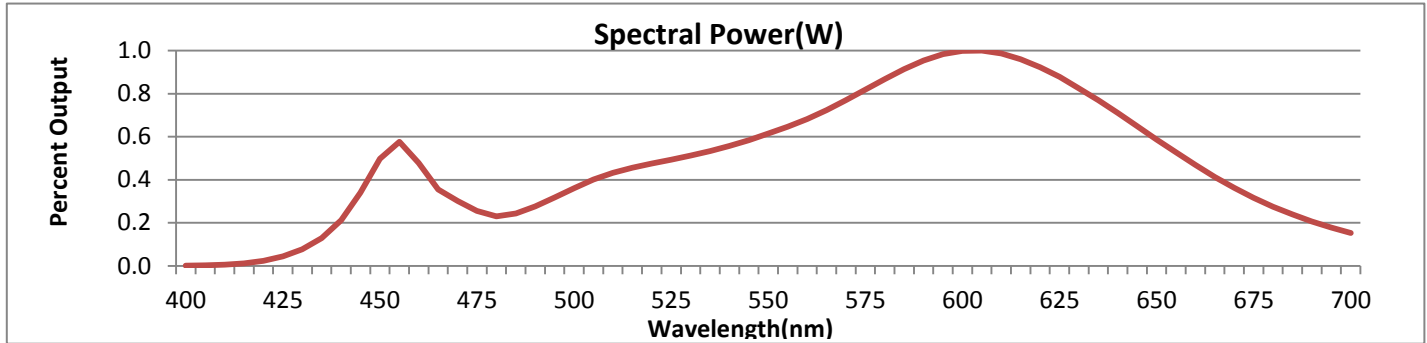


FIG. 1 LUMINAIRE

*All Results in accordance to IESNA LM-79-2008: Approved Method for the Electrical and Photometric Testing of Solid-State Lighting.



PPF (μmol/s·nm) distribution

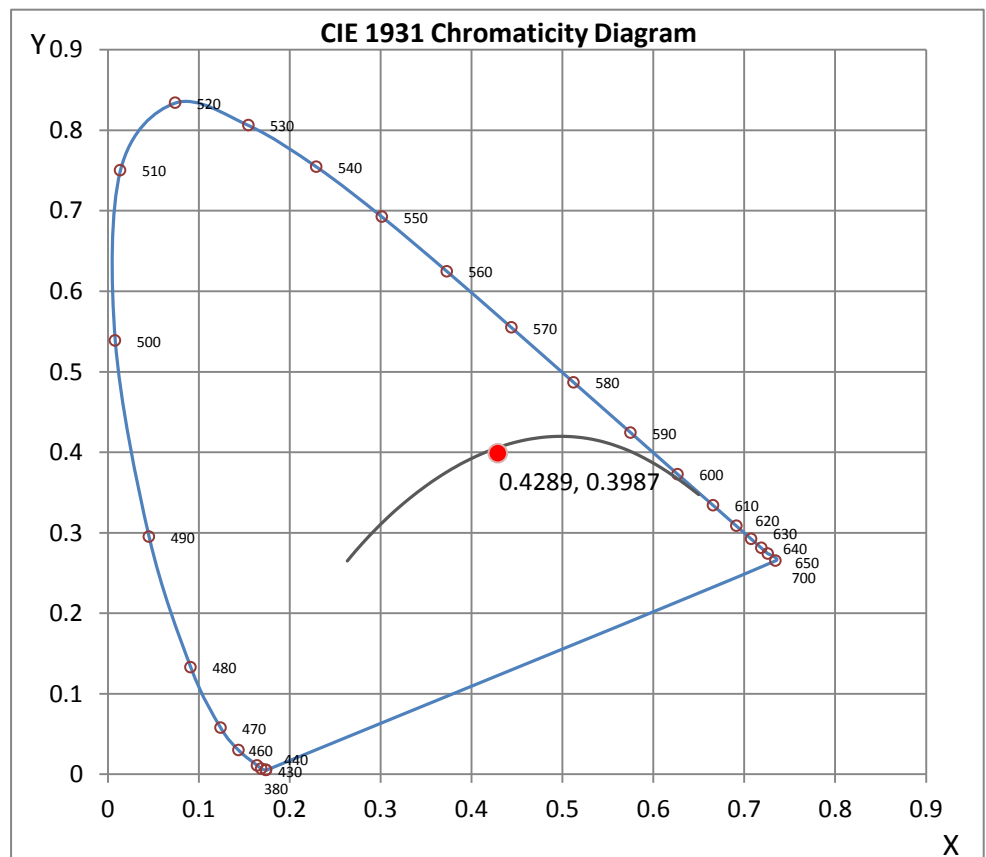
Wavelength	μmol/s·nm	Wavelength	μmol/s·nm	Wavelength	μmol/s·nm	Wavelength	μmol/s·nm	Wavelength	μmol/s·nm	Wavelength	μmol/s·nm
400	1.01E-01	460	2.89E+01	520	3.25E+01	580	6.61E+01	640	5.98E+01	700	1.41E+01
410	3.12E-01	470	1.86E+01	530	3.57E+01	590	7.41E+01	650	5.02E+01		
420	1.29E+00	480	1.45E+01	540	3.96E+01	600	7.88E+01	660	4.07E+01		
430	4.33E+00	490	1.78E+01	550	4.45E+01	610	7.91E+01	670	3.19E+01		
440	1.23E+01	500	2.38E+01	560	5.03E+01	620	7.52E+01	680	2.46E+01		
450	2.94E+01	510	2.90E+01	570	5.77E+01	630	6.84E+01	690	1.87E+01		

CRI & CCT

x	0.4289
y	0.3987
u'	0.2477
v'	0.5180
CRI	84.20
CCT	3096
Duv	-0.00101

R Values

R1	83.36
R2	93.33
R3	95.02
R4	82.09
R5	83.80
R6	91.97
R7	82.73
R8	61.01
R9	13.01
R10	84.78
R11	82.13
R12	74.85
R13	86.03
R14	97.94



*All Results in accordance to IESNA LM-79-2008: Approved Method for the Electrical and Photometric Testing of Solid-State Lighting.

Test Methods

Spectral Measurements - Integrating Sphere

A Sensing Spectroradiometer SPR-3000, in conjunction with Light Laboratory 2 meter integrating sphere was used to measure total photosynthetic photon flux (PPF), chromaticity coordinates, correlated color temperature(CCT) and the color rendering index(CRI) for each sample.

Ambient temperature is set to 25°C and is measured from the center of the fixture, within 1ft from the outside of the fixture. Temperature is maintained at 25°C throughout the testing process and the sample is stabilized for at least 30mins and longer as necessary for the sample to achieve stabilization.

Electrical measurements are measured using the listed equipment.

Disclaimers:

This report must not be used by the customer to claim product certification, approval or endorsement by NVLAP, NIST or any agency of Federal Government.


Report Prepared by : Joseph Shin

Test Report Released by:



Jeff Ahn
Engineering Manager

Test Report Reviewed by:



Steve Kang
Quality Assurance