



8165 E Kaiser Blvd. Anaheim, CA 92808  
www.lightlaboratory.com

Report No: L082210402



**Report No:** L082210402

**Issue Date:** 8/4/2022

**Report Prepared For:** Horticulture Lighting Group  
3505 Maynardville Hwy, Maynardville TN 37807

**Model Number:** HLG Scorpion Diablo RF

**Test:** Photosynthetic Photon Flux Density (PPFD) values on 5' X 5' grid points

**Standards Used:** Appropriate part or all test guidelines were used for test performed:  
*ANSI C82.77:2002: Harmonic Emission Limits-Related Quality Requirements for Lighting Equipment*

**Description of Sample:** Client submitted the sample. Received in working and undamaged condition. No modifications were necessary.

**Special Test Condition:**

1. Grid at mounting height 18", 24", and 30".
2. Lamp centered at center of Grid
3. PPFD measurement is an average of correspondig quadrants.

**Date of Tests:** 8/4/22

**Seasoning of Sample:** No seasoning was performed.

**Equipment List**

Equipment Used	Model No	Stock No	Calibration Due Date
Chroma Programmable AC Source	61604	PS-AC02	--
Xitron Digital Power Meter	2801		
Fluke Digital Thermometer	52K/J	MT-TP05	1/10/21
LI-COR Handheld Meter	LI-250A		--
LI-COR Quantum Sensor	LI-190/R		--

### General Information

<b>Manufacturer:</b>	Horticulture Lighting Group
<b>Model Number:</b>	HLG Scorpion Diablo RF
<b>Driver Model Number:</b>	INVENTRONICS EUM-680S840MG

### Electrical Test Results

<b>Input Voltage (VAC/60Hz):</b>	220.01
<b>Input Current (Amp):</b>	3.2700
<b>Input Power (W):</b>	0.72
<b>Input Power Factor:</b>	0.9942
<b>Current ATHD (%):</b>	4.2%

### Test Condition

<b>Ambient Temperature (°C):</b>	25.0
<b>Stabilization Time (Hours):</b>	1:00



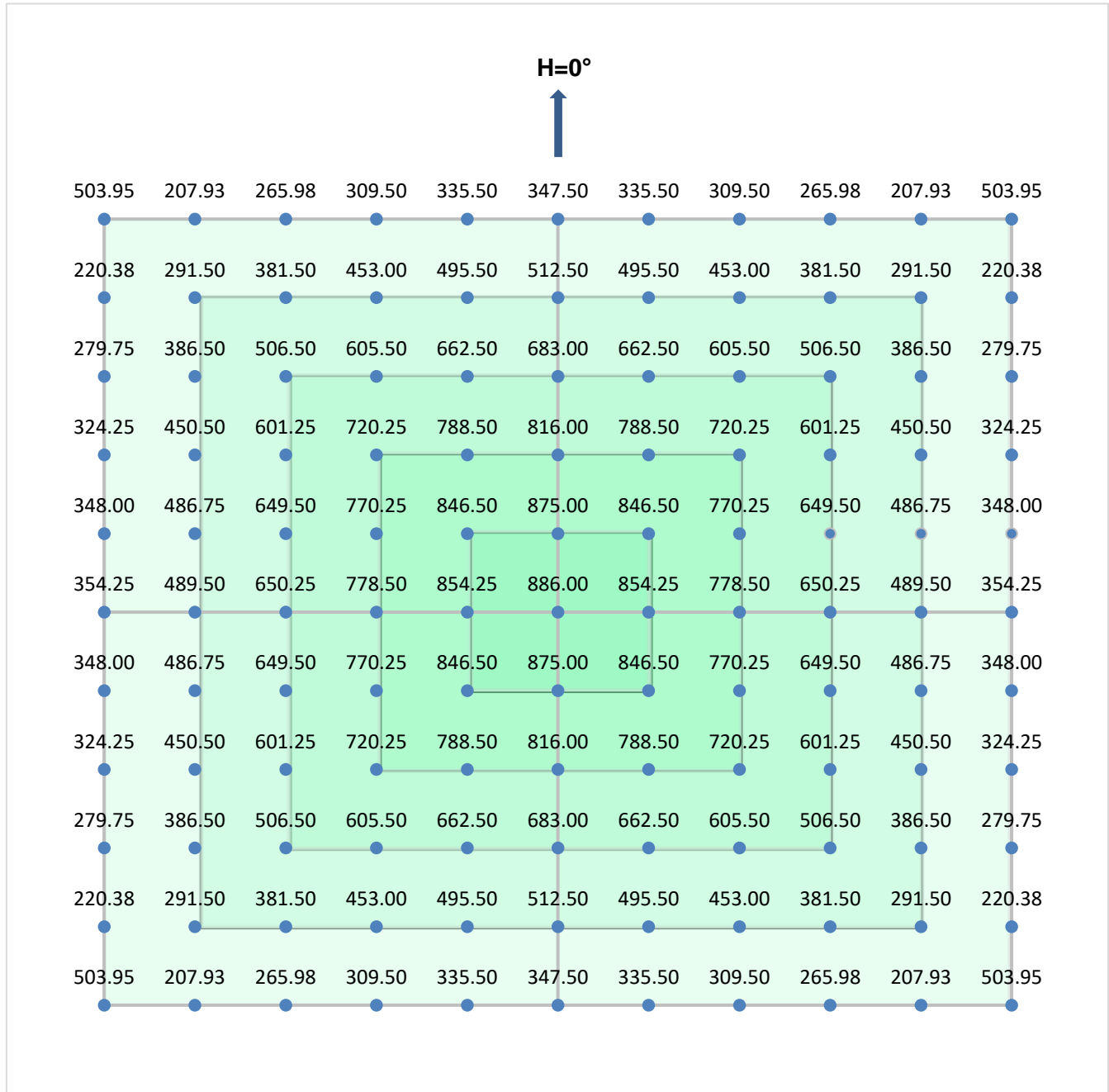


FIG. 1 LUMINAIRE

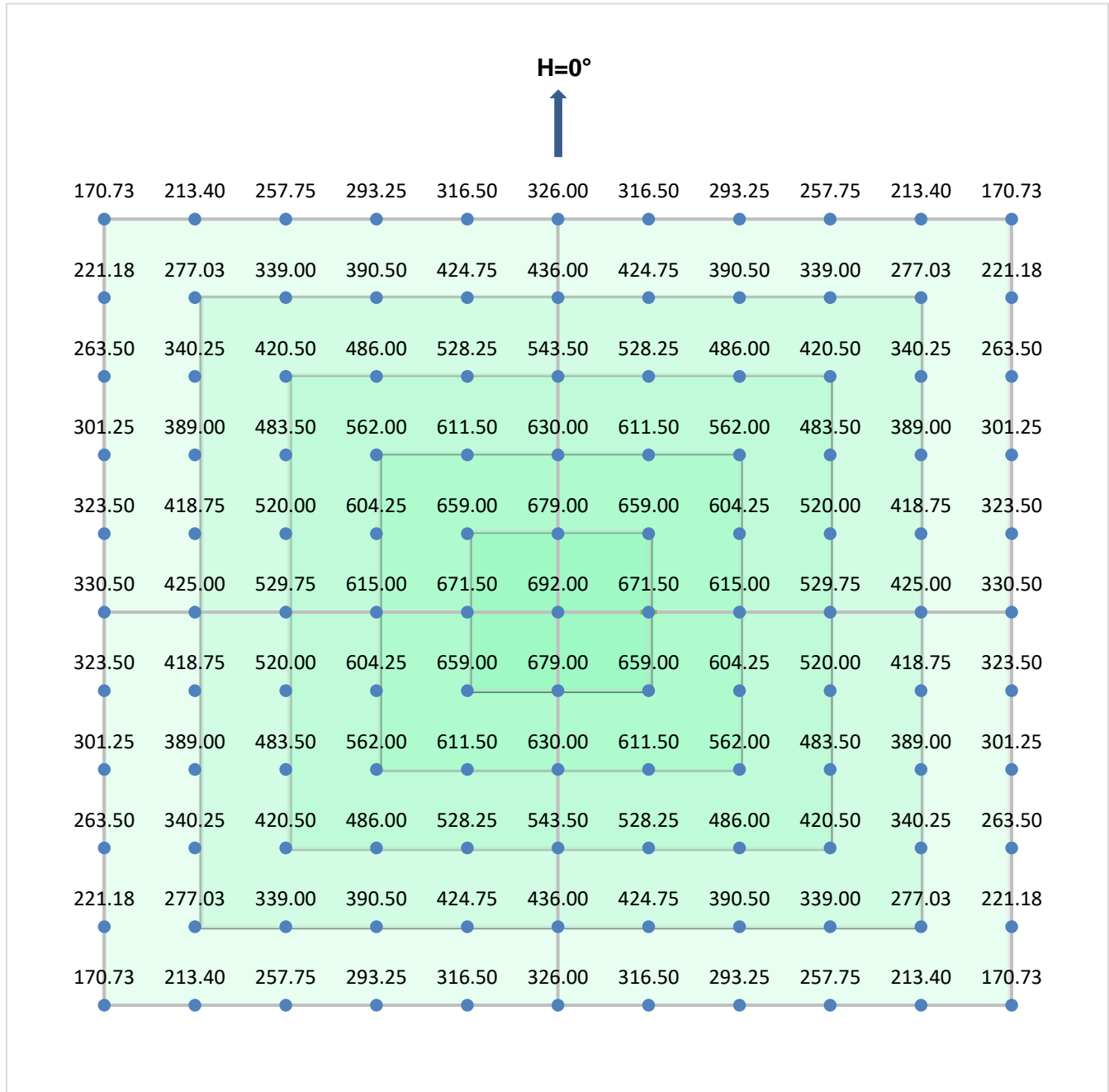
**PPFD Measurement Result at 18" Height - 6 inch square Grid**



**PPFD Measurement Result at 24" Height - 6 inch square Grid**



**PPFD Measurement Result at 30" Height - 6 inch square Grid**



## Test Methods

Ambient temperature is set to 25°C and is measured from the center of the fixture, within 1ft from the outside of the fixture. Temperature is maintained at 25°C throughout the testing process and the sample is stabilized for at least 30mins and longer as necessary for the sample to achieve stabilization.

Electrical measurements are measured using the listed equipment.

### Disclaimers:

"The results related only to the samples as received and tested." and "Test results may be affected by the deviation due to test under customer's special test condition requirement." This report must not be used by the customer to claim product certification, approval or endorsement by NVLAP, NIST or any agency of the Federal Government.

Report Prepared by :           Kunjan Modi          

Test Report Reviewed by:



Steve Kang  
Quality Assurance