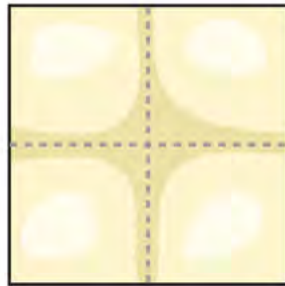




Make an Origami Crab!


Print and cut out the template on the next page; then follow these step-by-step instructions to make this cute coral reef crab.



1) fold into quarters, unfold



2) fold to meet the centre line



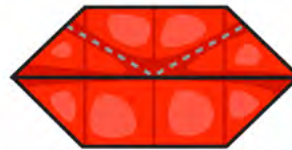
3) fold to make a crease and fold back



4) pocket fold



5) pocket fold



6) fold along the dotted line



7) fold along the dotted line



8) fold along the dotted line



9) fold along the dotted line



10) turn over and draw eyes



CRAB

