

Active Massage® Compression

Lower compression comfort with higher compression results



Active Massage compression wear is a more comfortable and effective approach to wearing compression.



- These innovative garments pair a raised, wave patterned fabric with lower graduated compression to support and stimulate rather than hold and contain.
- After you wear Active Massage undergarments, a wave pattern will be visible on your skin. This is what you want to see.
- All garments are designed to be paired with one another for full coverage.

shoulder band



Arm Sleeve
(unisex)
0433A5
15/21 mmHg
Contains yarn
infused with silver

size chart 1
S M L XL

CR MB BL

non-slip cuff



Armbands
(unisex)
0507A5
15/21 mmHg
Silicone stay-up
threads in top cuff
Two per box
FIR technology

size chart 2
S M L XL

DB BL

non-chafing



Gauntlet
(unisex)
0429A5
25/32 mmHg
Can be worn
on either hand

size chart 3
S M L XL

MB BL

worn over heal



Legging
(women)
0355A5
12/15 mmHg
Contains yarn
infused with silver
Cotton gusset

size chart A & 4
S M ML L XL XXL
XXXL (black only)

CR BN MK GR BL



Capri
(women)
0354A5
12/15 mmHg
Contains yarn
infused with silver
Cotton gusset

size chart A & 4
S M ML L XL XXL

CR BL



Bike Short
(women)
0357A5
12/15 mmHg
Contains yarn
infused with silver
Cotton gusset

size chart A & 4
S M ML L XL XXL

CR BL



Short
(women)
0353A5
15 mmHg
Contains yarn
infused with silver
Cotton gusset

size chart A & 4
S M ML L XL XXL

CR BL




Abdominal Band
(unisex)
0394A5
15 mmHg
Contains yarn
infused with silver
Step into garment

size chart 5
S M ML XL XXL

CR DB BL

back coverage



Braless Top
(women)
0494A5
15 mmHg
Contains yarn
infused with silver
Step into garment

size chart 6
S M L

DB BL

Active Massage® Compression

Lower compression comfort with higher compression results



Active Massage compression wear is a more comfortable and effective approach to wearing compression.



- These innovative garments pair a raised, wave patterned fabric with lower graduated compression to support and stimulate rather than hold and contain.
- After you wear Active Massage undergarments, a wave pattern will be visible on your skin. This is what you want to see.
- All garments are designed to be paired with one another for full coverage.

worn over heal



Legging
(men)

0302A5
12/15 mmHg

Contains yarn
infused with silver
Functional fly
with cotton gusset

size chart 7
S M L XL XXL

BL

Active Massage



Long Brief
(men)

0301A5
12/15 mmHg

Contains yarn
infused with silver
Functional fly
with cotton gusset

size chart 7
S M L XL XXL

BL



Short Brief
(men)

0300A5
15 mmHg

Contains yarn
infused with silver
No functional fly
Massage fabric
in crotch area
size chart 7
S M L XL XXL

BL



Knee-High
Socks
(unisex)

0441A5
12/15 mmHg

Contains yarn
infused with silver

size chart 8
S M L XL XXL

MB BL



Mid-Calf
Socks
(unisex)

0443A5
12/15 mmHg

Contains yarn
infused with silver

size chart 8
S M L XL XXL

BL



Ankle
Socks
(unisex)

0442A5
15 mmHg

Contains yarn
infused with silver

size chart 8
S M L XL XXL

WH CR BL

worn on arms



Calf Sleeves
(unisex)

0316A5
12/15 mmHg

Contains yarn
infused with silver

size chart 9
S M L XL

DB BL

plantar opening



Anti-Embolism
Thigh-Highs
(unisex)

0261A5
18/21 mmHg

Bedbound use
Silicone stay-up band

size chart 10
S M L

MB

To see our most up-to-date garment offerings, visit **SolideaUS.com**.

Questions or need help?
Call us: **888-841-8834**

Classic Medical Compression

Luxurious, silky smooth and effective

Solidea is the leading European manufacturer of therapeutic graduated compression garments that are unparalleled in fit, function and fashion.

- The Classic Medical line of compression garments has been designed through extensive research and clinical testing of highly specialized yarns and weaving processes.
- Solidea's attention to detail has resulted in soft, wearable garments that look as good as they feel.
- All Solidea garments are manufactured in Italy.



shoulder band



Arm Sleeve
(unisex)

0444B8

23/32 mmHg

Can be worn on either arm
Short compressionless anchor sleeve

size chart 11
S M L XL

MB BL

shoulder band



Arm Sleeve
(unisex)

0432A8

15/21 mmHg

Can be worn on either arm
Short compressionless anchor sleeve

size chart 11
S M L

MB BL

non-slip cuff



Armband with Gauntlet
(unisex)

0521B8

23/32 mmHg

Silicone stay-up threads in top cuff
Non-chafing weave at pressure points

size chart 12
S M L XL

MB

closed toe



Pantyhose
Closed Toe
(women)

0341B8

25/32 mmHg

Opaque
Non-slip sole
Shaping panty

size chart 13
S M ML L XL XXL

LB BL

open toe



Pantyhose
Open Toe
(women)

0342B8

25/32 mmHg

Opaque
Non-slip sole
Shaping panty

size chart 13
S M ML L XL XXL

LB BL

closed toe



Thigh-High
Closed Toe
(women)

0339B8

25/32 mmHg

Opaque
Non-slip sole
Silicone stay-up strips

size chart 13
S M ML L XL

LB BL

open toe



Thigh-High
Open Toe
(women)

0340B8

25/32 mmHg

Opaque
Non-slip sole
Silicone stay-up strips

size chart 13
S M ML L XL

LB BL

closed toe



Knee-High
Closed Toe
(unisex)

0335B8

25/32 mmHg

Opaque
Non-slip sole

size chart 14
S M L XL XXL

LB BL

open toe



Knee-High
Open Toe
(unisex)

0336B8

25/32 mmHg

Opaque
Non-slip sole

size chart 14
S M L XL XXL

LB BL

Classic Support Compression

Luxurious, stylish and effective



Solidea is the leading European manufacturer of graduated support compression hosiery that is unparalleled in fit, function and fashion.

- The Classic Support line of compression garments has been designed through extensive research and clinical testing of highly specialized yarns and weaving processes.
- Solidea's attention to detail has resulted in soft, wearable garments that look like they just walked off the runway.



Glitter Pantyhose (women)

057670
12/15 mmHg

Flat seams
Cotton gusset

A. Height/Weight
S M ML L XL

BL



Savannah Print Pantyhose (women)

051670
10/15 mmHg

Flat seams
Cotton gusset

A. Height/Weight
S M ML L XL

BL

Maternity Compression

Embrace a changing body



Solidea is the leading European manufacturer of maternity support compression that is unparalleled in fit, function and comfort.

- The Maternity line of compression garments has been designed through extensive research and clinical testing of highly specialized yarns and weaving processes.
- Solidea's attention to detail has resulted in soft, wearable garments that support the expectant mother and her growing belly.



Active Massage Support Panty

0257A5
12 mmHg

Expandable tummy
Support belly band

A. Height/Weight
S M ML L XL

DB

BL



Pantyhose with Active Massage Support Panty

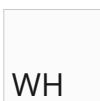
025770
12/15 mmHg

Sheer stocking
Expandable tummy
Support belly band


A. Height/Weight
S M ML L XL

MB

BL



White
Bianco



Cream
Champagne



Light Beige
Natur



Medium Beige
Camel



Dark Beige
Noisette



Mocha
Moka



Navy
Blu Nancy



Grey
Fumo



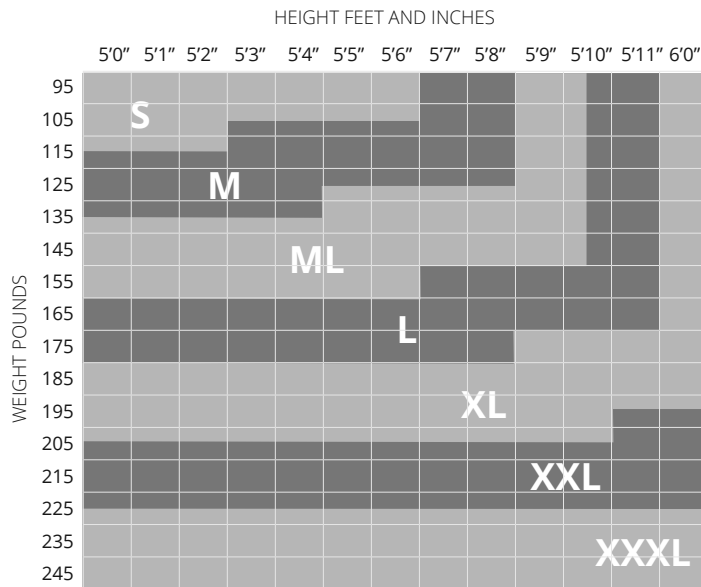
Black
Negro

Colors are for reference and do not represent an exact match.

Size Charts



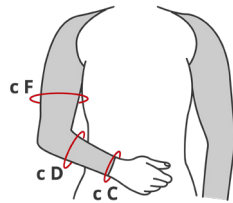
A. Women's Lower Body Height/Weight



1. Active Massage Arm Sleeve

CIRCUMFERENCE (cm)

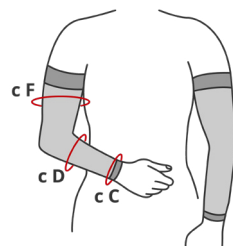
	S	M	L	XL
c F	22-30	30-37	36-43	42-49
c D	20-24	24-28	28-32	32-36
c C	13-16	16-19	19-22	21-23



2. Active Massage Armbands

CIRCUMFERENCE (cm)

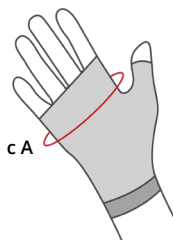
	S	M	L	XL
c F	22-30	30-37	36-43	42-49
c D	19-23	23-27	26-30	30-34
c C	13-15	16-18	19-21	22-24



3. Active Massage Gauntlet

CIRCUMFERENCE (cm)

	S	M	L	XL
c A	15-18	18-21	21-24	24-28



Garment Contents

All garments contain nylon and spandex. Some also contain cotton and/or silver (latex-free). See full product descriptions on: SolideaUS.com.

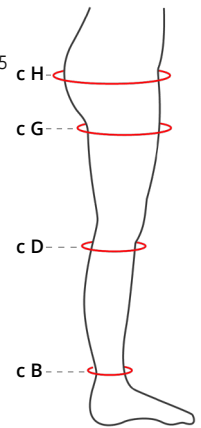
Made in Italy



4. Active Massage Women's Lower Body

CIRCUMFERENCE (cm)

	S	M	ML	L	XL	XXL	XXXL
c H	82-90	87-95	89-98	92-100	97-105	102-116	108-135
c G	55-61	59-65	63-69	67-73	71-77	75-81	80-92
c D	32-37	35-40	38-43	41-46	44-49	48-53	51-56
c B	21-23	23-24	24-26	26-27	27-30	29-32	31-34



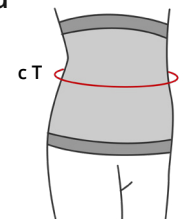
Garment Circumference Measurements:

Leggings	c H	c G	c D	c B
Capri	c H	c G	c D	
Bike Short	c H	c G		
Short	c H	c G		

5. Active Massage Abdominal Band

CIRCUMFERENCE (cm)

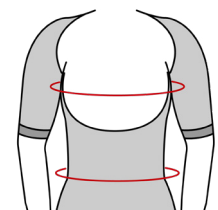
	S	M	ML	XL	XXL
c T	54-64	65-87	88-105	106-140	141-175



6. Active Massage Top

CIRCUMFERENCE (cm)

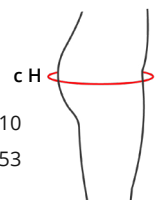
	S	M	L
bust	72-80	79-87	86-94
waist	59-67	64-72	70-78



7. Active Massage Men's Lower Body

CIRCUMFERENCE (cm)

	S	M	L	XL	XXL
c H	85-93	90-98	92-101	95-103	100-110
weight	105-136	136-158	158-180	180-202	202-253



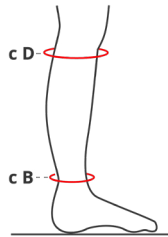
Size Charts



8. Active Massage Socks

CIRCUMFERENCE (cm)

	S	M	L	XL	XXL
c D	29-34	32-37	38-43	41-46	44-49
c B	19-21	20-22	23-25	25-28	29-32



SHOE SIZE

	S	M	L	XL	XXL
Women	5-7	7½-9	9½-11½	12-13½	14-15½
Men	3½-5½	6-7½	8-9½	10-12	12½-14½

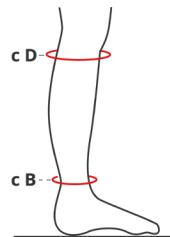
Garment Circumference Measurements:

Knee-High	c D	c B
Mid-Calf	c B	
Ankle	c B	

9. Active Massage Calf Sleeve

CIRCUMFERENCE (cm)

	S	M	L	XL
c D	30-34	34-38	38-42	42-46
c B	18-21	21-24	24-27	27-31



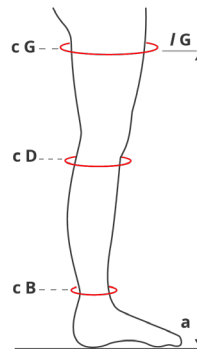
10. Active Massage Anti-Embolism Thigh Highs

CIRCUMFERENCE (cm)

	S	M	L
c G	46-52	53-60	61-67
c D	34-37	38-41	42-47
c B	20-23	24-26	27-30

LENGTH (cm)

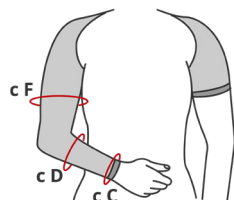
	S	M	L
/ G	62-71	65-74	68-78



11. Classic Compression Arm Sleeve

CIRCUMFERENCE (cm)

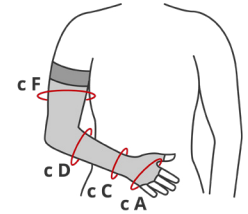
	S	M	L	XL
c C	13-16	16-19	19-22	21-23
c D	20-24	24-28	28-32	32-36
c F	22-30	30-37	36-43	42-49



12. Classic Compression Armband w. Gauntlet

CIRCUMFERENCE (cm)

	S	M	L	XL
c A	16-20	17-21	18-22	19-23
c C	13-15	16-18	19-21	22-24
c D	19-23	23-27	26-30	30-34
c F	22-30	30-37	36-43	42-49



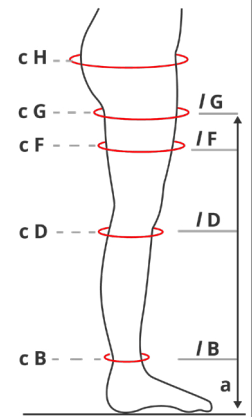
13. Classic Compression Lower Body

CIRCUMFERENCE (cm)

	S	M	ML	L	XL	XXL
c H	80-95	85-100	90-110	95-120	100-130	105-140
c G	56-63	60-67	64-71	68-75	72-79	76-83
c F	50-57	54-61	56-65	60-69	64-73	68-77
c D	35-40	38-43	41-46	44-49	47-52	50-55
c B	22-24	23-25	25-28	26-30	27-31	28-32

LENGTH (cm)

	S	M	ML	L	XL	XXL
/ G	62-71	65-74	68-78	71-81	74-84	77-87
/ F	51-58	53-60	56-64	58-66	61-70	63-72
/ D	34-39	36-42	37-44	39-46	41-48	43-50
/ B	8-10	9-10	10-11	10-11	11-12	11-12



Garment Circumference Measurements:

Pantyhose	c H	c G	c F	c D	c B
Thigh-High	c F	c D	c B		

14. Classic Compression Knee-High Socks

CIRCUMFERENCE (cm)

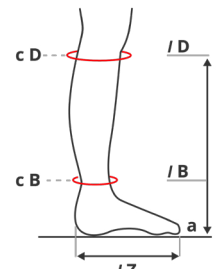
	S	M	L	XL	XXL
c D	35-40	38-43	44-49	47-52	50-55
c B	22-24	23-25	26-30	27-31	28-32

LENGTH

	S	M	L	XL	XXL
/ D	34-39	36-42	37-44	39-46	41-48
/ B	8-10	9-11	10-11	11-12	11-12

SHOE SIZE

	S	M	L	XL	XXL
Women	5-7	7½-9	9½-11½	12-13½	14-15½
Men	3½-5½	6-7½	8-9½	10-12	12½-14½



Made in Italy

