



# STEEL RETURN GRILLES & REGISTERS FIXED BLADES • LAY-IN T-BAR MODELS: 6145H(-O), 6145V(-O), 61FH(-O) AND 61FV(-O) TYPE L AND A FRAME

**MODEL 6145H**  
Single Deflection Grille  
Fixed 45° Horizontal Blades

**MODEL 6145H-O**  
Single Deflection Register  
Fixed 45° Horizontal Blades  
(Includes O. B. Damper)

**MODEL 6145V**  
Single Deflection Grille  
Fixed 45° Vertical Blades

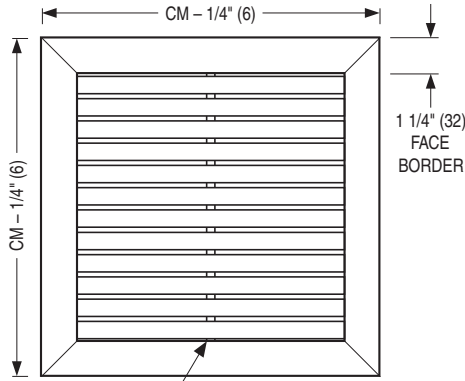
**MODEL 6145V-O**  
Single Deflection Register  
Fixed 45° Vertical Blades  
(Includes O. B. Damper)

**MODEL 61FH**  
Single Deflection Grille  
Fixed 0° Horizontal Blades

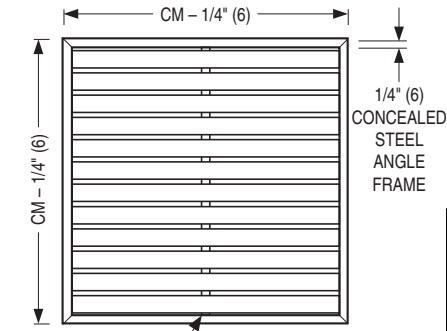
**MODEL 61FH-O**  
Single Deflection Register  
Fixed 0° Horizontal Blades  
(Includes O. B. Damper)

**MODEL 61FV**  
Single Deflection Grille  
Fixed 0° Vertical Blades

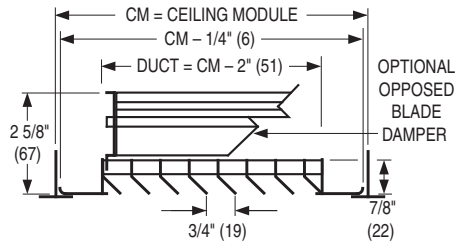
**MODEL 61FV-O**  
Single Deflection Register  
Fixed 0° Vertical Blades  
(Includes O. B. Damper)



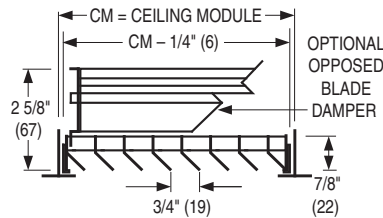
CONCEALED REINFORCING MULLIONS ON 45° MODELS.



CONCEALED REINFORCING MULLIONS ON 45° MODELS.



**Model 6145H shown**  
Horizontal Blades



**Model 6145H shown**  
Horizontal Blades

AVAILABLE CEILING MODULE SIZES		
Imperial Modules		Metric Modules
Imperial Units (in.)	Metric Units (mm)	S.I. Units (mm)
12 x 12	305 x 305	300 x 300
24 x 12	610 x 305	600 x 300
36 x 12	914 x 305	900 x 300
48 x 12	1219 x 305	1200 x 300
20 x 20	508 x 508	500 x 500
24 x 24	610 x 610	600 x 600
36 x 24	914 x 610	900 x 600
48 x 24	1219 x 610	1200 x 600

**Type L – Steel Frame/Border Lay-in T-Bar**

**Type A – Concealed Angle Frame Lay-in T-Bar (non-ducted applications)**

## DESCRIPTION:

- Construction: Corrosion-resistant steel. The Type L roll-formed frame is mechanically interlocked, with reinforced mitered corners and has a 1 1/4" (32) face. The Type A frame is a steel 1/4" (6) angle frame and is concealed when installed in T-Bar. Roll-formed blades on 3/4" (19) centers are fixed at 0 or 45 degrees. The 45 degree models utilize a concealed rear reinforcing mullion and utilize a single blade pack that produces a continuous louvered blade appearance. 0 degree models utilize a visible face mullion when blade length exceeds 16" (406).
- Optional roll-formed steel opposed blade damper has a screwdriver slot operator accessible through face of register.
- Type A frame: Minimum size is 4" x 4" (102 x 102).  
Maximum size is 48" x 48" (1219 x 1219).
- Type L frame: Minimum Ceiling Module size is 12" x 12" (305 x 305).  
Maximum Ceiling Module size is 48" x 24" (1219 x 610).
- Standard finish is AW Appliance White.

## OPTIONS:

- Finish:
  - SP Special \_\_\_\_\_ .

**SCHEDULE TYPE:**

**PROJECT:**

**ENGINEER:**

**CONTRACTOR:**

Dimensions are in inches (mm).

DATE	B SERIES	SUPERSEDES	DRAWING NO.
2 - 1 - 11	6100	NEW	6100-4