



Third Grade SE

Language and Reading

Workbook

Samples



McRuffy Press, LLC
P.O. Box 212
Raymore, MO 64083

by Brian Davis M.A.Ed.

ISBN 9781592692071

sales@mcruffy.com
www.mcruffy.com

©2008 McRuffy Press All rights reserved.
Photographs are from public domain resources and are not copyrighted
Samples are reproducible for preview purposes only.

(From the Teacher's Manual)

Language Scope and Sequence

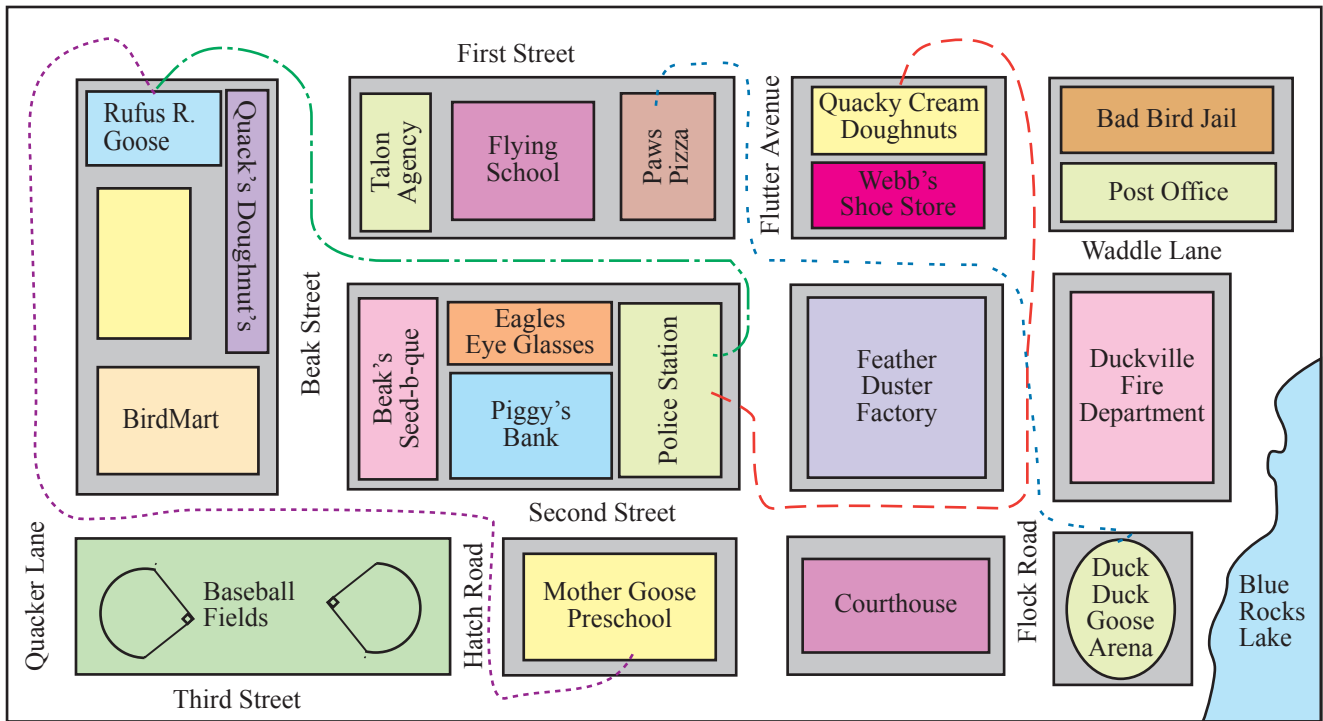
Lesson

1. Vocabulary Development
2. Grammar
3. Contractions
4. Creative Writing
5. Comprehension
6. Plurals
7. Nouns and Verbs
8. Singular or Plural Nouns
9. Creative Writing
10. Interpret a Graph
11. Synonyms
12. Pronouns
13. Nouns and Pronouns
14. Creative Writing
15. Story Order
16. Antonyms
17. Adverbs
18. Add Adverbs to sent.
19. Creative Writing
20. Cause and Effect
21. Suffixes ing and ed
22. Adjectives
23. Present & Past Tense
24. Creative Writing
25. Following Directions
26. Dictionary Skills
27. Irregular Nouns
28. Kinds of Sentences . ! ?
29. Creative Writing
30. Recalling Details
31. Homophones
32. Helping Verbs
33. Scrambled Sentences
34. Creative Writing
35. Inferences
- 36-40 Review and Test 1
41. Classifying Words
42. Prepositions
43. Fact vs. Opinion
44. Creative Writing
45. Main Idea
46. Prefixes un & re
47. Plural Nouns
48. Categories
49. Creative Writing
50. Combining Sentences
51. Dictionary Skills
52. Tense: present, past, and future
53. Analogies
54. Creative Writing
55. Figurative Language
56. Homophones
57. Nouns or Verbs by Context
58. Paragraphs
59. Creative Writing
60. Recalling Details
61. Prefix: pre-
62. Subject Part of a Sentence
63. Completing Sentences (Cloze)
64. Creative Writing
65. Adding Details
66. Categories
67. Predicate Part of a Sentence
68. Similes
69. Creative Writing
70. Inference
71. Analogies
72. Subject and Predicate Parts
73. Matching Subjects to Predicates
74. Creative Writing
75. Compare and Contrast
- 76-80 Review and Test 2
81. Semantic Map
82. Predicate Adjectives
83. Add Adj. And Adv. to Sentences
84. Creative Writing
86. Prefix - over
87. Cloze activity
88. Analogies
89. Creative Writing
90. Note-taking (Outlining)
91. Distinguishing their, there, and they're
92. Prepositions (rev.)
93. Questions: The Five W's

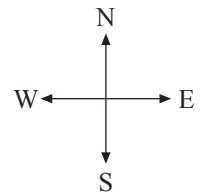
(From the Teacher's Manual)

Language Scope and Sequence

94. Creative Writing
95. Graphic Organizer
96. Analogies
97. Possessive Pronouns
98. Combining Sentences
99. Creative Writing
100. Paraphrasing
101. Synonyms or Antonyms
102. Articles: a, an, the
103. Choosing a & an
104. Creative Writing
105. Drawing conclusions - inference
106. Categories
107. Irregular Verbs
108. Types of sentences
109. Creative Writing
110. Note-taking (rev.)
111. ABC order to any letter
112. Proper Nouns: titles and history
113. Parts of speech
114. Creative Writing
115. Fact vs. Opinion
- 116-120 Review and Test 3
121. Helping verbs
122. Commonly Confused Words: to, its, there, your
123. Analogies
124. Creative Writing
125. Cause and Effect
126. Single-syllable comparative adjectives & adverbs
127. Subject-Verb Agreement
128. Two-syllable comparative adjectives & adverbs
129. Creative Writing
130. Compare and Contrast
131. Review parts of speech
132. Linking Verbs
133. Facts vs. Opinions
134. Creative Writing
135. Graphic Organizer
136. Review subject and predicate
137. Change . to ?'s (word order)
138. Sentences and the 5 Senses
139. Creative Writing
140. Writing Directions
141. Analogies
142. Adding nouns to sentences
143. Categories
144. Creative Writing
145. Using a variety of ways to name a subject in a paragraph
146. Cause and effect
147. Subject and Predicate, adjectives review
148. Review prepositions
149. Creative Writing
150. Finding the main idea
151. Similes
152. Parts of Speech – All
153. Analogies
154. Creative Writing
155. Story Sequence
- 156-160 Review and Test 4



Look at the map. Write directions to answer the questions.



1. Rufus looked for the eggs at Mother Goose Preschool.
How did he get there? Follow this line:

2. Puffy and Rufus went to the Police Station.
How did they get there? Follow this line: -----

3. The police looked for Lightfingers Lenny at Quacky Cream Doughnuts.
How did they get there? Follow this line: -----

Match the vocabulary words to the definitions.
Write the words on the lines.

undercover delightful distracting cygnets




Photograph from the US Fish and Wildlife Service Public Domain

_____ *young swans*

_____ *describes something that brings great joy*

_____ *something that is taking your attention away*

_____ *doing something secretly or with a disguise*



Complete the analogies by filling in the correct circle.

- | | | | |
|---|---------------------------------|---------------------------------|--------------------------------|
| 1. Fire is to engine as base is to | <input type="radio"/> smoke | <input type="radio"/> ball | <input type="radio"/> first |
| 2. Minute is to time as mile is to | <input type="radio"/> distance | <input type="radio"/> inches | <input type="radio"/> hours |
| 3. Stack is to stackable as bend is to | <input type="radio"/> flexible | <input type="radio"/> bendable | <input type="radio"/> bending |
| 4. Enjoyable is to fun as squeezable is to | <input type="radio"/> laugh | <input type="radio"/> bounce | <input type="radio"/> soft |
| 5. Viewable is to invisible as adorable is to | <input type="radio"/> ugly | <input type="radio"/> adore | <input type="radio"/> lovable |
| 6. Sinkable is to wet as closable is to | <input type="radio"/> closet | <input type="radio"/> shut | <input type="radio"/> clothes |
| 7. Curable is to cure as drivable is to | <input type="radio"/> boat | <input type="radio"/> walk | <input type="radio"/> drive |
| 8. Land is to farmable as people are to | <input type="radio"/> teachable | <input type="radio"/> children | <input type="radio"/> human |
| 9. Remarkable is to mark as removable is to | <input type="radio"/> movable | <input type="radio"/> remove | <input type="radio"/> move |
| 10. Cheese is to sliceable as boxes are to | <input type="radio"/> stackable | <input type="radio"/> printable | <input type="radio"/> winnable |

Add a noun to either the subject part or the predicate part. Rewrite the sentence.

1. Peanut butter is good to eat on bread.




Add a noun to the subject _____

2. Trisha plays soccer.



Add a noun to the predicate _____

Add a noun to the subject _____



3. The puppy growls at snakes.

Add a noun to the predicate _____

Write a sentence that tells how the things in the lists are alike.
Choose a word from the key word list to use in the sentence.

Key words: sliceable, teachable, comfortable, enjoyable, disposable, portable

1. Dirty diapers, paper plates, dead batteries

2. A soft chair, your favorite clothes, a bed

3. Playing a game, going on vacation, a favorite dessert

4. A small radio, a cell phone, a CD player

Lesson 144

Write vocabulary words to match the descriptions.

undercover delightful distracting cygnets

1. Watching television while doing school work _____
2. Something that hatched from an egg _____
3. Going on a picnic on a bright and sunny day _____
4. A police officer that is working in secret _____

Complete the analogies.

forgivable profitable questionable bendable
portable uncomfortable sinkable

1. Enjoyable is to pleasurable as movable is to _____.
2. Code is to decodable as give is to _____.
3. Guessable is to unknowable as floatable is to _____.
4. Unbelievable is to believable as unquestionable is to _____.
5. Soft is to comfortable as hard is to _____.
6. Fashion is to fashionable as profit is to _____.
7. Fixable is to repairable as flexible is to _____.

Read the paragraphs. Change it by using different words for the subjects.

1. Buster did not recognize Puffy Paws. Buster barked at Puffy Paws. Puffy Paws hissed at Buster. Puffy Paws was not afraid of Buster. Puffy Paws put on a lion disguise. Buster ran up a tree to get away from Puffy Paws.

Change some of the ways the subject was named in the paragraph to make the writing more interesting. Fill in the blanks.

Buster did not recognize Puffy Paws. _____ barked at _____.

Puffy Paws hissed at _____. _____ was not afraid of Buster.

_____ put on a lion disguise. _____ ran

up a tree to get away from Puffy Paws.




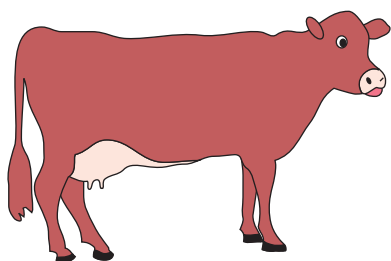
2. Tony is nine years old. Tony's sister is Holly. Holly is seven years old. Holly and Tony like to go horseback riding. Tony and Holly feed cows. Tony and Holly live on a ranch.

Change some of the ways the subject was named in the paragraph to make the writing more interesting. Fill in the blanks.

Tony is nine years old. _____ sister is Holly. _____ is seven

years old. Holly and Tony like to go horseback riding. _____ feed cows.

_____ live on a ranch.



Lesson 146

Read the paragraph. Answer the questions about cause and effect for numbers 1, 2, and 3. Follow the directions for numbers 4 and 5.

The pitcher threw the ball right down the middle of the plate. The batter swung. The ball sailed into the stands. My brother caught the ball. The crowd cheered for my brother.



1. What was the effect of throwing the ball down the middle of the plate?

2. What caused the crowd to cheer?

3. What caused the brother to catch the ball?

4. Write a cause for the effect: The bird flew away.

5. Write an effect for the cause: The rain poured down.

Match the vocabulary words to the definitions.

_____ *a set of straps that fit over an animal's head to allow it to be controlled*

_____ *an area with a fence around it to keep animals from wondering away*

_____ *a small amount of food eaten before a meal*

_____ *famous for doing something wrong*

_____ *meat from sheep*

corral
bridle
mutton
appetizer
notorious



Write the word that matches the description. Use words from the word list.
Not all the words will be used.

delightful bashful thoughtful needful speechless painful worthless
shoeless doubtful sleepless suspenseful powerful humorless

1. causes pain _____
2. barefoot _____
3. really needed _____
4. not sure _____
5. not funny _____
6. shy _____
7. very strong _____
8. full of delight _____
9. unable to talk _____
10. awake all night _____

Read the sentences. Add adjectives to the noun in either the subject part or the predicate part. Add the adjective to the part listed before the sentence. Rewrite the sentence. Choose adjectives from the word list. Not all words are used.

harmless rightful helpless
beautiful restless cheerful
sleeveless powerful hairless
skillful priceless colorful



1. Predicate: The bobcat chased the duck.
-


2. Subject: The paint fell on my shirt.
-

3. Predicate: The bus was filled with children.
-

4. Subject: The dog was returned to its owner.
-

Lesson 148

Read the sentences. Circle the prepositions.



1. The beautiful princess is inside the tower.
2. The seedless oranges are still on the tree.
3. The colorful pictures are above the fireplace.
4. The weightless astronaut floated over the spacecraft.
5. The worthless tires are beside the rusty cars.


Add a preposition to each sentence to correct it. Write the sentences on the lines.

1. The bridge is hanging the post.

2. The colorful jacket fell the hanger.

Match the vocabulary words to the descriptions.

Mutton Bridle Appetizer Notorious Corral



1. _____ *It's like a snack.*

2. _____ *Something a horse might wear*

3. _____ *This keeps farm animals in a small area*

4. _____ *Sheep would rather you not eat this.*

5. _____ *Famous outlaws are this.*

Combine each group of sentences into one sentence. Keep all the words that end with less or ful in the combined sentence. For example:

The toothache was painful. It left me joyless. I was sleepless because of it.

The painful toothache left me joyless and sleepless.


My brother, Thomas is bashful. He is also helpful. Thomas is cheerful.

The gum was delightful. It was also sugarless. After buying it, I was penniless.

The shoeless man sat on a corner. He was also toothless. It was thoughtful to help him.

Complete the sentences using vocabulary words.

Mutton Bridle Appetizer Notorious Corral



1. The _____ outlaw robbed the train.

2. The spicy chicken wings were an _____.

3. The cowboys drove the cattle into the _____.

4. We put the _____ on the horse.

5. The roast was _____.