

2nd Grade

Color Math

Workbook

Second Edition

A part of the

McRuffy Press 2nd Grade Color Math Curriculum

Second Edition

9781592693771



Written and illustrated
by
Brian Davis M.A. Ed.

McRuffy Press
P.O. Box 212
Raymore, MO 64083

www.mcruffy.com

©2022 McRuffy Press.

All rights reserved. Any reproduction of this material without written consent of the publisher is strictly prohibited unless otherwise noted.

Lesson 51

Write O next to the odd numbers. Write E next to the even numbers.

38 _____ 21 _____ 17 _____ 44 _____ 23 _____

35 _____ 49 _____ 12 _____ 26 _____ 50 _____

Solve the problems.

$$\begin{array}{r} 52 \\ + 18 \\ \hline \end{array}$$

$$\begin{array}{r} 31 \\ + 62 \\ \hline \end{array}$$

$$\begin{array}{r} 74 \\ + 17 \\ \hline \end{array}$$

$$\begin{array}{r} 25 \\ + 45 \\ \hline \end{array}$$

$$\begin{array}{r} 54 \\ + 22 \\ \hline \end{array}$$

Find the value of each animal.

$5 + \text{cat} = 26$

$\text{bee} + 2 = 35$

$4 + \text{fish} = 17$

$\text{pig} + 4 = 84$

$7 + \text{turtle} = 69$

$\text{duck} + 6 = 98$

$\text{duck} = \underline{\hspace{1cm}}$

$\text{pig} = \underline{\hspace{1cm}}$

$\text{fish} = \underline{\hspace{1cm}}$

$\text{bee} = \underline{\hspace{1cm}}$

$\text{turtle} = \underline{\hspace{1cm}}$

$\text{cat} = \underline{\hspace{1cm}}$

Solve the problems.

$$\begin{array}{r} 29 \\ - 3 \\ \hline \end{array}$$

$$\begin{array}{r} 43 \\ - 1 \\ \hline \end{array}$$

$$\begin{array}{r} 98 \\ - 7 \\ \hline \end{array}$$

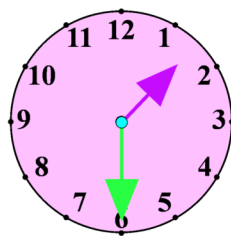
$$\begin{array}{r} 56 \\ - 6 \\ \hline \end{array}$$

$$\begin{array}{r} 17 \\ - 4 \\ \hline \end{array}$$

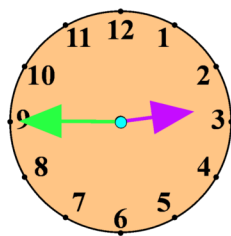
Compare the groups rods and cubes to the groups of coins. Write = or arrows in the circles.

= < >

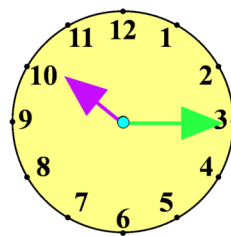
Read the clock faces. Add time. The first 2 are **before** noon. The last 2 are **after** noon. Write the new times.



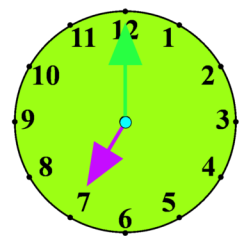
+ 15 minutes



+ 45 minutes



+ 1 hour 30 minutes



+ 1 hour 15 minutes

Lesson 53

Solve the problems.

$$\begin{array}{r} 58 \\ - 2 \\ \hline \end{array}$$

$$\begin{array}{r} 37 \\ - 6 \\ \hline \end{array}$$

$$\begin{array}{r} 93 \\ - 2 \\ \hline \end{array}$$

$$\begin{array}{r} 75 \\ - 1 \\ \hline \end{array}$$

$$\begin{array}{r} 29 \\ - 7 \\ \hline \end{array}$$

$$\begin{array}{r} 37 \\ + 22 \\ \hline \end{array}$$

$$\begin{array}{r} 56 \\ + 40 \\ \hline \end{array}$$

$$\begin{array}{r} 16 \\ + 63 \\ \hline \end{array}$$

$$\begin{array}{r} 75 \\ + 13 \\ \hline \end{array}$$

$$\begin{array}{r} 81 \\ + 15 \\ \hline \end{array}$$

Read the stories. Answer the questions.

1. Jeff had 87¢. He lost a nickel. Then, he spent a dime. How much does he have now?



2. Liz baked some cookies chocolate chip cookies. Her family ate 5. Her friends ate 7. She had 12 left. How many cookies did she Liz bake?




3. There were 26 cars in a parking lot. Five drove away. Some drove in. Now there are 30 cars in the parking lot. How many drove in?



4. There were 19 soccer players practicing at the park. Some players left. Then 16 more players came. Now there are 33 players practicing. How many left?



5. We grew carrots in the garden. A rabbit ate 3 of them. We picked 10 for ourselves. 17 are left. How many carrots did we grow?



Solve the problems.

$$\begin{array}{r} 164 \\ + 34 \\ \hline \end{array}$$

$$\begin{array}{r} 22 \\ + 405 \\ \hline \end{array}$$

$$\begin{array}{r} 347 \\ + 12 \\ \hline \end{array}$$

$$\begin{array}{r} 26 \\ + 271 \\ \hline \end{array}$$

$$\begin{array}{r} 846 \\ + 42 \\ \hline \end{array}$$

$$\begin{array}{r} 41 \\ + 538 \\ \hline \end{array}$$

$$\begin{array}{r} 724 \\ + 23 \\ \hline \end{array}$$

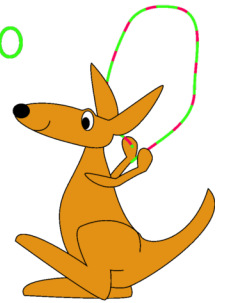
$$\begin{array}{r} 18 \\ + 450 \\ \hline \end{array}$$

$$\begin{array}{r} 813 \\ + 61 \\ \hline \end{array}$$

$$\begin{array}{r} 25 \\ + 921 \\ \hline \end{array}$$

Circle the odd numbers.

14 52 63 19 91 44 25 78 87 30



Fill in the missing numbers. Count by threes.

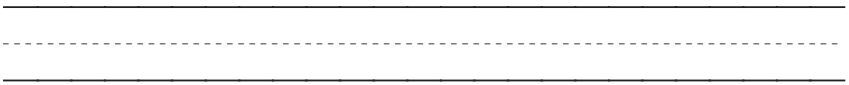
75, _____, _____, 84, _____, _____, _____, 96, _____

_____, 33, _____, 39, _____, _____, 48, _____, _____

_____, _____, _____, 12, _____, 18, _____, _____, 27

_____, _____, 57, _____, 63, 66, _____, _____, _____

Lesson 55



Solve the problems.

$$\begin{array}{r} 364 \\ + 23 \\ \hline \end{array}$$

$$\begin{array}{r} 41 \\ + 523 \\ \hline \end{array}$$

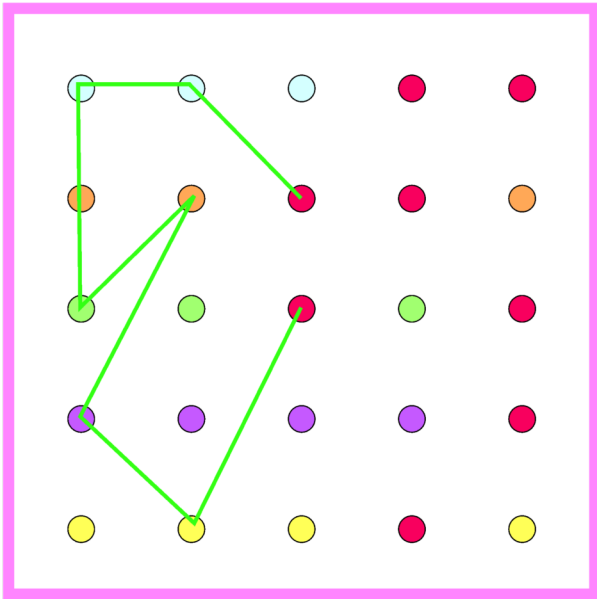
$$\begin{array}{r} 872 \\ + 17 \\ \hline \end{array}$$

$$\begin{array}{r} 34 \\ + 122 \\ \hline \end{array}$$

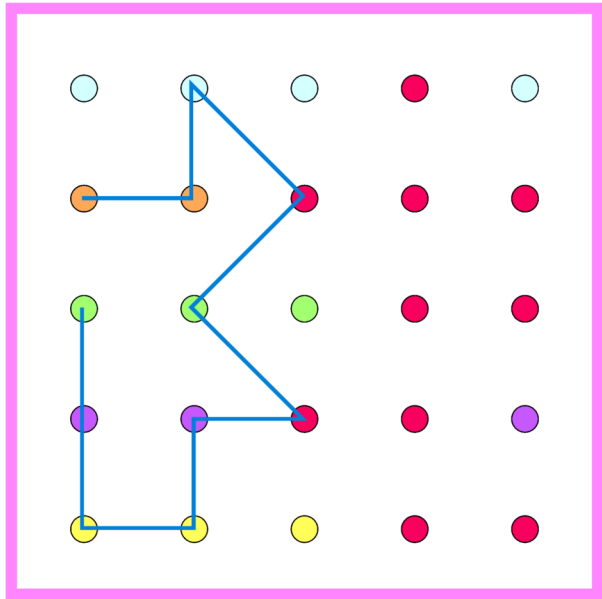
$$\begin{array}{r} 604 \\ + 55 \\ \hline \end{array}$$

Make a symmetrical flip of each design.

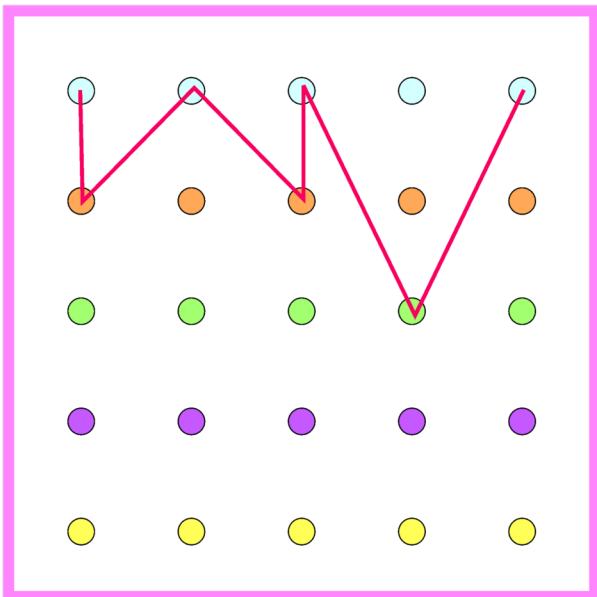
1



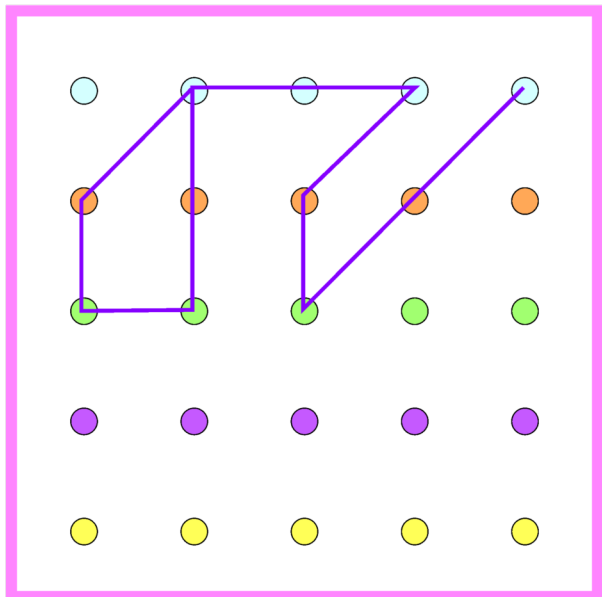
2



3



4



Solve the problems.

$$\begin{array}{r} 3 \\ 12 \\ 5 \\ + 3 \\ \hline \end{array}$$

$$\begin{array}{r} 3 \\ 9 \\ 6 \\ + 1 \\ \hline \end{array}$$

$$\begin{array}{r} 4 \\ 5 \\ 5 \\ + 4 \\ \hline \end{array}$$

$$\begin{array}{r} 3 \\ 3 \\ 3 \\ + 3 \\ \hline \end{array}$$

$$\begin{array}{r} 6 \\ 3 \\ 3 \\ + 3 \\ \hline \end{array}$$

Compare the problems. Write a > or < sign in the circle.

$26 - 3 \bigcirc 18 + 6$

$34 + 21 \bigcirc 46 + 11$

$85 - 5 \bigcirc 42 + 37$


$59 - 6 \bigcirc 33 + 29$

$51 + 3 \bigcirc 23 + 34$

$28 - 7 \bigcirc 16 + 6$

Write the place value of each digit of the numbers.

	thousands	hundreds	tens	ones
4218				
8930				
5671				
9426				
3815				



Lesson 57





Color the squares with **even numbers red**. Color the boxes with **odd numbers blue**.






3	5	8	1	7	6	4	2	9	11	16	14
123	480	325	635	182	564	208	300	337	756	111	889
36	84	91	44	68	50	73	27	19	32	85	70
5000	8751	3225	7222	6429	4848	9173	2794	1477	2886	6548	9841

Solve the problems.

9	4	1	8	5
3	7	6	2	5
3	2	5	3	1
<u>+</u> 3	<u>+</u> 3	<u>+</u> 2	<u>+</u> 4	<u>+</u> 2

Coin the coins. Write the total in the box.

Solve the problems.

$$\begin{array}{r} 96 \\ - 5 \\ \hline \end{array}$$

$$\begin{array}{r} 89 \\ - 7 \\ \hline \end{array}$$

$$\begin{array}{r} 77 \\ - 2 \\ \hline \end{array}$$

$$\begin{array}{r} 65 \\ - 1 \\ \hline \end{array}$$

$$\begin{array}{r} 58 \\ - 4 \\ \hline \end{array}$$

$$\begin{array}{r} 49 \\ - 3 \\ \hline \end{array}$$

$$\begin{array}{r} 37 \\ - 1 \\ \hline \end{array}$$

$$\begin{array}{r} 25 \\ - 5 \\ \hline \end{array}$$

$$\begin{array}{r} 18 \\ - 0 \\ \hline \end{array}$$

$$\begin{array}{r} 98 \\ - 2 \\ \hline \end{array}$$

Read the stories. Write a problem and answer for each story.

Jake had 86¢. He had a dime and a penny.
The rest of the coins were quarters. How many
quarters did Jake have?



Susan had 79¢. She gave two quarters away.
How much money does she now have?



A candy bar costs a quarter more than gum.
The gum costs 23¢. How much does the candy
bar cost?



Pat has a quarter, a dime, 2 nickels, and 7
pennies. Larry has 36¢. How much would they
have altogether?



A pen costs a quarter. How many pens can be
bought with 75¢?

Lesson 59

Solve the problems.

$$\begin{array}{r} 14 \\ 42 \\ + 13 \\ \hline \end{array}$$

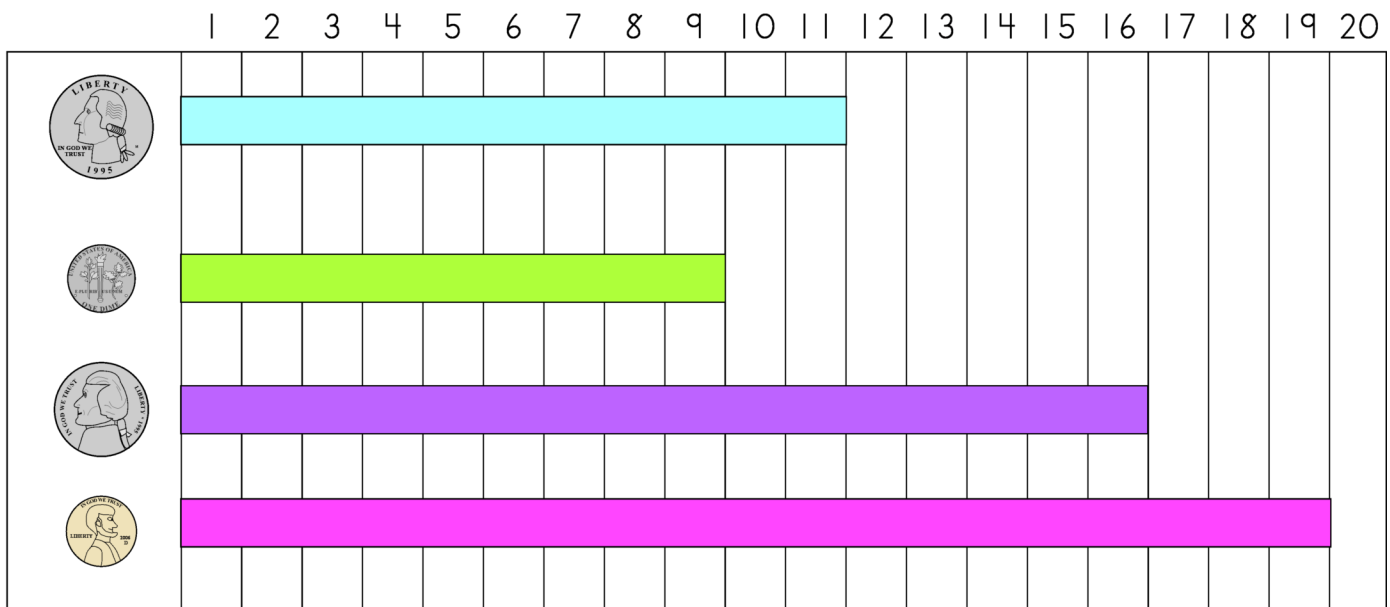
$$\begin{array}{r} 22 \\ 12 \\ + 3 \\ \hline \end{array}$$

$$\begin{array}{r} 5 \\ 30 \\ + 41 \\ \hline \end{array}$$

$$\begin{array}{r} 50 \\ 23 \\ + 10 \\ \hline \end{array}$$

$$\begin{array}{r} 33 \\ 33 \\ + 33 \\ \hline \end{array}$$

Use the graph and coins to answer the questions. Fill in the squares to mark your answers.



1. Which group has the least amount of coins? Q D N P
2. Which group of coins is worth the least? Q D N P
3. What group of coins is worth the most? Q D N P
4. Is the group of nickels or dimes worth more? Q D N P
5. Which group has the most number of coins? Q D N P
6. What group is worth 19 cents? Q D N P
7. What group has 11 coins in it? Q D N P
8. What group is worth 80 cents? Q D N P

Solve the problems.

$$\begin{array}{r} 45 \\ - 1 \\ \hline \end{array}$$

$$\begin{array}{r} 23 \\ - 3 \\ \hline \end{array}$$

$$\begin{array}{r} 97 \\ - 6 \\ \hline \end{array}$$

$$\begin{array}{r} 59 \\ - 7 \\ \hline \end{array}$$

$$\begin{array}{r} 67 \\ - 3 \\ \hline \end{array}$$

$$\begin{array}{r} 52 \\ 21 \\ + 13 \\ \hline \end{array}$$

$$\begin{array}{r} 24 \\ 41 \\ + 24 \\ \hline \end{array}$$

$$\begin{array}{r} 70 \\ 10 \\ + 19 \\ \hline \end{array}$$

$$\begin{array}{r} 43 \\ 32 \\ + 23 \\ \hline \end{array}$$

$$\begin{array}{r} 15 \\ 50 \\ + 22 \\ \hline \end{array}$$

Make the designs with pattern blocks. Add a symmetrical flip.

