

# Watch Size Guide



EXPERTS WATCHES  
VINTAGE & LUXURY WATCH SPECIALIST

24 mm  
0.9"



28 mm  
1.1"




32 mm  
1.3"



36 mm  
1.4"



40 mm  
1.6"



44 mm  
1.7"



48 mm  
1.9"



52 mm  
2"



56 mm  
2.2"



<< 1 inch >>

NOTE: When viewing this size guide on a screen or monitor, the actual size will depend on your screen resolution.

For the most accurate size reference, please download the PDF version of this page and print it at actual size. In the print options, make sure to NOT choose to stretch it to fit the page.

# On-The-Wrist Size




EXPERTS WATCHES  
VINTAGE & LUXURY WATCH SPECIALIST

ROUND CASE



SQUARE CASE



THICKER BEZEL / SMALLER DIAL



These three watches all have the same size case. However, because of the geometry or design elements such as bezel thickness or dial size, some may actually look or “wear” either larger or smaller on the wrist.

When compared to the round case, the square case watch has more “square footage” on the dial because of its geometry.


The watch on the right, with the thicker bezel or smaller dial may have the same case size as the round watch on the far left, however, because of the smaller dial size it will wear as a smaller watch giving the illusion that the watch on the left is larger.

Strap length is another thing to consider. Most watch cases will look proportionally sized when on a wrist that is a certain measurement. Depending on the size of your wrist, you may want to consider a certain sized case that will accommodate your wrist size without looking either too large or too small.

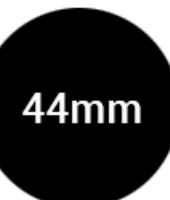

PLEASE NOTE: The image below is NOT actual size.



6" wrist or less



6" - 7" wrist



7" - 8" wrist

