

LANDA®



2024 PRICE LIST

PROFESSIONAL PRESSURE WASHERS / FLOOR CARE / DETERGENTS

DISCOVER CLEANWAVE, THE
FIRST BATTERY POWERED
COMMERCIAL PRESSURE
WASHER, ON PAGE 22





CSC Industrial Sales & Service
 Indian Trail, NC
 @ CSCIndustrialSalesandService

LANDA VALUE-ADDED ICONS

Throughout the following pages, look for these icons and see what makes Landa pressure washing systems some of the most unique and sought-after equipment in the cleaning industry.



HOT WATER SYSTEM

Designed for the toughest cleaning jobs, including grease and stubborn grime removal.



COLD WATER SYSTEM

Delivers maximum cleaning power with minimal waste at a more affordable price point.



7-YEAR PUMP WARRANTY

Applies to brass manifold, aluminum housing, crankshaft, connecting rods and bearings.



5-YEAR COIL WARRANTY

Non pro-rated and industry-leading warranty on our tried-and-true heating coils.



AUTO START/STOP

Protects during unattended operation by automatically shutting down the pump. Optional on some series.



WIRELESS REMOTE

Controls pump, burner, and detergent remotely from up to 300 feet away. Optional on some series.



COOL-BYPASS*

Circulates water to prevent overheating the pump or contaminating the detergent in the water tank.



TRU-TITE SYSTEM

A spring-loaded idler arm keeps the belt aligned and tensioned, preventing wear and tear on the belt.



TRU-TRAC TECHNOLOGY

Keeps the belt parallel with the pump and motor when adjusting the belt tension.



HOT WATER GENERATORS

Economically add hot water cleaning to a cold water pressure washer.



BATTERY POWER

Lithium-ion battery offering longer life, consistent voltage, and energy savings.



WATER RECOVERY

Environmentally-conscious solution to recover and contain wash water for proper transfer.

*Patent No. 8,496,188 B2

Landa is continually seeking ways to improve its product line in order to ensure customer satisfaction. As a result, specifications, photos and product descriptions are subject to change without notice. All prices shown are in U.S. Dollars.

TABLE OF CONTENTS

04

PRESSURE WASHERS

| | |
|---------------------------|----|
| HOT WATER..... | 4 |
| TRAILERS..... | 18 |
| COLD WATER..... | 22 |
| HOT WATER GENERATORS..... | 36 |
| WATER RECOVERY..... | 38 |
| SPECIALS..... | 39 |

48

FLOOR CARE

| | |
|-----------------|----|
| SWEEPERS..... | 50 |
| EXTRACTORS..... | 58 |
| SCRUBBERS..... | 64 |

79

SPECIALTY

| | |
|---------------------|----|
| STEAM CLEANERS..... | 80 |
| GUM REMOVER..... | 82 |
| AIR BLOWER..... | 83 |
| FLOOR MACHINE..... | 84 |

85

DETERGENTS

| | |
|----------------------------------|-----|
| MAGNIFICENT 7 DETERGENTS..... | 86 |
| GENERAL PURPOSE..... | 87 |
| TRANSPORTATION..... | 88 |
| DEGREASERS..... | 90 |
| ACIDIC CLEANERS..... | 93 |
| AUTOMATIC PARTS WASHERS..... | 94 |
| BUILDING CARE..... | 95 |
| DISINFECTANTS & SANITIZERS..... | 99 |
| HARD SURFACE CLEANERS..... | 99 |
| PRESSURE WASHER MAINTENANCE..... | 100 |
| ACCESSORIES..... | 101 |



PHW



**Hot Water
Electric Powered
Diesel/Oil Heated**

The PHW is our flagship workhorse, featuring patented Cool-Bypass* technology that limits temperature buildup in the pump during periods of inactivity, prolonging the life of the equipment. It also offers innovative Snap 'N Go kits, which allow easy upgrades to time delay shutdown, wireless remote operation, or auto start-stop. This industrial series includes our large frame LT Pump affixed to our proprietary Tru-Trac belt tension system, and an oversized 10-gallon diesel fuel capacity allows you to complete challenging cleaning jobs without interruption. The integrated float tank and metering valve allows for the easy introduction of detergents when needed. Whether cleaning hog confinements, farm equipment, or fleet vehicles, the PHW is built to deliver top quality cleaning results.

- Up to 4.8 GPM / 3,000 PSI
- Belt-Drive or Direct-Drive Pump
- Diesel/Oil Heated
- Electric Motor

Optional hose reel



*Patent US 8,496,188 B2



| Model # | Part # | GPM | PSI | Pump RPM | Pump | Motor HP | Volts | Phase | Amps | Ship Wt (lbs) | List Price |
|-------------|-------------|-----|------|----------|-----------|----------|-------|-------|------|---------------|------------|
| PHW3-11024D | 1.109-078.0 | 2.8 | 1000 | 1725 | LB3030R | 2.0 | 120 | 1 | 20 | 590 | \$7,640 |
| PHW4-22024A | 1.109-079.0 | 4.0 | 2200 | 1025 | LT6036R.2 | 6.2 | 230 | 1 | 29 | 625 | \$9,810 |
| PHW4-22024B | 1.109-080.0 | 4.0 | 2200 | 1025 | LT6036R.2 | 6.2 | 230 | 3 | 19 | 610 | \$9,950 |
| PHW4-22024C | 1.109-081.0 | 4.0 | 2200 | 1025 | LT6036R.2 | 6.2 | 460 | 3 | 11 | 615 | \$9,950 |
| PHW4-22024F | 1.109-082.0 | 3.5 | 2200 | 940 | LT6036R.2 | 5.0 | 575 | 3 | 10 | 615 | \$9,975 |
| PHW4-22024G | 1.109-083.0 | 4.0 | 2200 | 1025 | LT6036R.2 | 6.2 | 208 | 1 | 31 | 625 | \$9,975 |
| PHW4-22024H | 1.109-084.0 | 4.0 | 2200 | 1025 | LT6036R.2 | 6.2 | 208 | 3 | 21 | 610 | \$9,975 |
| PHW4-30024A | 1.109-085.0 | 3.9 | 3000 | 975 | LT6036R.2 | 8.2 | 230 | 1 | 38 | 640 | \$11,360 |
| PHW4-30024B | 1.109-086.0 | 3.9 | 3000 | 975 | LT6036R.2 | 8.2 | 230 | 3 | 24 | 625 | \$11,490 |
| PHW4-30024C | 1.109-087.0 | 3.9 | 3000 | 975 | LT6036R.2 | 8.2 | 460 | 3 | 12 | 635 | \$11,490 |
| PHW4-30024F | 1.109-088.0 | 3.5 | 3000 | 975 | LT6036R.2 | 7.5 | 575 | 3 | 12 | 635 | \$11,480 |
| PHW4-30024G | 1.109-089.0 | 3.9 | 3000 | 975 | LT6036R.2 | 8.2 | 208 | 1 | 40 | 640 | \$11,650 |
| PHW4-30024H | 1.109-090.0 | 3.9 | 3000 | 975 | LT6036R.2 | 8.2 | 208 | 3 | 26 | 625 | \$11,650 |
| PHW5-30024B | 1.109-091.0 | 4.8 | 3000 | 1500 | LT6036R.2 | 10.0 | 230 | 3 | 30 | 625 | \$12,350 |
| PHW5-30024C | 1.109-092.0 | 4.8 | 3000 | 1500 | LT6036R.2 | 10.0 | 460 | 3 | 16 | 635 | \$12,350 |

Dimensions: 52"L x 32"W x 38"H

| Field Installed Options & Accessories | List Price | Field Installed Options & Accessories | List Price |
|--|------------|---|------------|
| 8.917-509.0 LanCom Wireless Remote Control Kit | \$2,505.00 | 8.917-798.0 Wheel Kit (2 casters) | \$280.00 |
| 8.725-709.0 Additional LanCom Remote | \$523.00 | 8.758-460.0 13" Flat-Free Tire (qty 1) | \$64.50 |
| 8.917-817.0 LanCom Wall Mount Bracket | \$226.00 | 8.917-683.0 Steam Combo Kit | \$316.00 |
| 8.917-507.0 Snap-N-Go Auto Start/Stop Kit | \$322.00 | 8.917-714.0 Lifting Bracket/Hose Reel Platform Only | \$190.00 |
| 8.917-508.0 Snap-N-Go Time Delay Kit | \$223.00 | 8.917-713.0 Lifting Bracket/Hose Reel Platform with E-Zee Reel & Plumbing (holds 100' of 3/8" hose, not included) | \$439.00 |
| 8.750-487.0 Pivot Hose Reel (100' capacity, reel only) | \$497.00 | | |
| 8.750-477.0 Non-Pivot Hose Reel (100' capacity, reel only) | \$386.00 | | |

HOT



Hot Water Electric Powered Diesel/Oil Heated

The legendary HOT is designed for simple operation, maximum efficiency, and optimal mobility. Its improved design features a stronger frame, larger, flat-free tires, an enclosed motor for longer use, and a more robust burner, all in a hefty yet compact footprint. Simple and affordable with reliable electric-powered hot water delivery, this series is designed for easy operation and servicing as well as portability. Compare the performance and quality of the HOT against any of our rivals, and you will quickly discover its undeniable value.

- Up to 3.5 GPM / 2,000 PSI
- Belt-Drive or Direct-Drive Pump
- Diesel/Oil Heated
- Enclosed 2 HP or 5 HP WEG Motor



| Model # | Part # | GPM | PSI | Pump | Pump RPM | Pump | Motor HP | Volts | Phase | Amps | Ship Wt (lbs) | List Price |
|--------------|-------------|-----|------|--------|----------|-----------|----------|-------|-------|------|---------------|------------|
| 2HOT2-15024D | 1.109-177.0 | 1.9 | 1500 | Direct | 1725 | LH2126S | 2 | 120 | 1 | 20 | 558 | \$5,285 |
| 2HOT4-20024A | 1.109-178.0 | 3.5 | 2000 | Belt | 1560 | LM3840R.3 | 5 | 230 | 1 | 25 | 635 | \$7,520 |
| 2HOT4-20024G | 1.109-179.0 | 3.5 | 2000 | Belt | 1560 | LM3840R.3 | 5 | 208 | 1 | 31 | 635 | \$8,010 |

Dimensions: 52"L x 27"W x 33"H

| Field Installed Options & Accessories | | List Price |
|---------------------------------------|--|------------|
| 8.750-487.0 | Pivot Hose Reel (100' capacity, reel only) | \$497.00 |
| 8.750-477.0 | Non-Pivot Hose Reel (100' capacity, reel only) | \$386.00 |
| 8.917-541.0 | Hose Reel Platform with E-Zee Reel & Plumbing (holds 100' of 3/8" hose, not included)* | \$347.00 |
| 8.917-522.0 | Hose Reel Platform Only* | \$151.00 |
| 8.931-584.0 | Assembly Float Tank Kit | \$472.00 |
| 8.931-592.0 | Support Rotary Hose Reel Kit (hose reel not included) | \$120.00 |

* Should not be used as a lifting rack



ENG



**Hot Water
Electric Powered
Natural Gas or LP Heated**

Small in size but big on innovation and quality, the ENG series provides a lot of bang for the buck. There isn't a more compact, natural gas pressure washer on the market. The ENG packs a ton of features into an incredibly tiny footprint, including our patented Cool-Bypass system which keeps water temperature low while the machine is in bypass mode, helping to extend the life of the pump. Other innovative options include Landa's Tru-Tite belt tensioning system to reduce wear and tear on the belt, and the versatile Fielder's Choice system, allowing users to switch the inlet/outlet connections from one side to the other. If you're tight on space but have big cleaning needs, the ENG is the perfect machine for you.

- Up to 9.5 GPM / 3,000 PSI
- Compact Stationary Design
- Natural Gas or LP Heated
- Optional Remote Operation



| Model # | NG Part # | LP Part # | GPM | PSI | Pump RPM | Pump | NG BTU* | Motor HP | Volts | Phase | Amps | Ship Wt (lbs) | List Price |
|-------------|-------------|-------------|-----|------|----------|---------|---------|----------|-------|-------|------|---------------|------------|
| ENG4-20024A | 1.109-800.0 | 1.109-837.0 | 3.5 | 2000 | 1350 | LB4025R | 310,000 | 5.0 | 230 | 1 | 25 | 815 | \$9,310 |
| ENG4-22024A | 1.109-801.0 | 1.109-838.0 | 4.0 | 2200 | 1250 | LM4035R | 364,000 | 6.2 | 230 | 1 | 29 | 843 | \$9,755 |
| ENG4-22024B | 1.109-802.0 | 1.109-839.0 | 4.0 | 2200 | 1250 | LM4035R | 364,000 | 6.2 | 230 | 3 | 16 | 843 | \$9,755 |
| ENG4-22024C | 1.109-803.0 | 1.109-840.0 | 4.0 | 2200 | 1250 | LM4035R | 364,000 | 6.2 | 460 | 3 | 7 | 843 | \$9,755 |
| ENG4-22024F | 1.109-804.0 | 1.109-841.0 | 4.0 | 2200 | 1250 | LM4035R | 364,000 | 6.2 | 575 | 3 | 6.5 | 843 | \$10,030 |
| ENG4-22024G | 1.109-805.0 | 1.109-842.0 | 4.0 | 2200 | 1250 | LM4035R | 364,000 | 6.2 | 208 | 1 | 30 | 843 | \$10,030 |
| ENG4-22024H | 1.109-806.0 | 1.109-843.0 | 4.0 | 2200 | 1250 | LM4035R | 364,000 | 6.2 | 208 | 3 | 18 | 843 | \$10,030 |
| ENG4-30024A | 1.109-807.0 | 1.109-844.0 | 3.9 | 3000 | 1225 | LM4035R | 354,000 | 8.2 | 230 | 1 | 36 | 856 | \$10,500 |
| ENG4-30024B | 1.109-808.0 | 1.109-845.0 | 3.9 | 3000 | 1225 | LM4035R | 354,000 | 8.2 | 230 | 3 | 25 | 856 | \$10,500 |
| ENG4-30024C | 1.109-809.0 | 1.109-846.0 | 3.9 | 3000 | 1225 | LM4035R | 354,000 | 8.2 | 460 | 3 | 11 | 856 | \$10,500 |
| ENG4-30024F | 1.109-810.0 | 1.109-847.0 | 3.9 | 3000 | 1225 | LM4035R | 354,000 | 8.2 | 575 | 3 | 14 | 856 | \$10,680 |
| ENG4-30024G | 1.109-811.0 | 1.109-848.0 | 3.9 | 3000 | 1225 | LM4035R | 354,000 | 8.2 | 208 | 1 | 38 | 856 | \$10,680 |
| ENG4-30024H | 1.109-812.0 | 1.109-849.0 | 3.9 | 3000 | 1225 | LM4035R | 354,000 | 8.2 | 208 | 3 | 27 | 856 | \$10,680 |
| ENG5-23024A | 1.109-813.0 | 1.109-850.0 | 5.0 | 2300 | 1200 | LT6035R | 439,000 | 8.2 | 230 | 1 | 36 | 856 | \$10,500 |
| ENG5-23024B | 1.109-814.0 | 1.109-851.0 | 5.0 | 2300 | 1200 | LT6035R | 439,000 | 8.2 | 230 | 3 | 25 | 856 | \$10,500 |
| ENG5-23024C | 1.109-815.0 | 1.109-852.0 | 5.0 | 2300 | 1200 | LT6035R | 439,000 | 8.2 | 460 | 3 | 11 | 856 | \$10,500 |
| ENG5-23024F | 1.109-816.0 | 1.109-853.0 | 5.0 | 2300 | 1200 | LT6035R | 439,000 | 8.2 | 575 | 3 | 14 | 856 | \$10,680 |
| ENG5-23024G | 1.109-817.0 | 1.109-854.0 | 5.0 | 2300 | 1200 | LT6035R | 439,000 | 8.2 | 208 | 1 | 38 | 856 | \$10,680 |
| ENG5-23024H | 1.109-818.0 | 1.109-855.0 | 5.0 | 2300 | 1200 | LT6035R | 439,000 | 8.2 | 208 | 3 | 27 | 856 | \$10,680 |
| ENG5-30024A | 1.109-819.0 | 1.109-856.0 | 4.8 | 3000 | 1160 | LT6035R | 415,000 | 10.0 | 230 | 1 | 42 | 885 | \$11,620 |
| ENG5-30024B | 1.109-820.0 | 1.109-857.0 | 4.8 | 3000 | 1160 | LT6035R | 415,000 | 10.0 | 230 | 3 | 26 | 885 | \$11,620 |
| ENG5-30024C | 1.109-821.0 | 1.109-858.0 | 4.8 | 3000 | 1160 | LT6035R | 415,000 | 10.0 | 460 | 3 | 15 | 885 | \$11,620 |
| ENG5-30024F | 1.109-822.0 | 1.109-859.0 | 4.8 | 3000 | 1160 | LT6035R | 415,000 | 10.0 | 575 | 3 | 14 | 885 | \$11,910 |
| ENG5-30024G | 1.109-823.0 | 1.109-860.0 | 4.8 | 3000 | 1160 | LT6035R | 415,000 | 10.0 | 208 | 1 | 49 | 885 | \$11,910 |
| ENG5-30024H | 1.109-824.0 | 1.109-861.0 | 4.8 | 3000 | 1160 | LT6035R | 415,000 | 10.0 | 208 | 3 | 32 | 885 | \$11,910 |

Dimensions: 49"L x 24"W x 48"H * See product bid specifications for details regarding LP BTUs. Ratings may vary.

ENG



**Hot Water
Electric Powered
Natural Gas or LP Heated**

Small in size but big on innovation and quality, the ENG series provides a lot of bang for the buck. There isn't a more compact, natural gas pressure washer on the market. The ENG packs a ton of features into an incredibly tiny footprint, including our patented Cool-Bypass system which keeps water temperature low while the machine is in bypass mode, helping to extend the life of the pump. Other innovative options include Landa's Tru-Tite belt tensioning system to reduce wear and tear on the belt, and the versatile Fielder's Choice system, allowing users to switch the inlet/outlet connections from one side to the other. If you're tight on space but have big cleaning needs, the ENG is the perfect machine for you.



- Up to 9.5 GPM / 3,000 PSI
- Compact Stationary Design
- Natural Gas or LP Heated
- Optional Remote Operation

| Model # | NG Part # | LP Part # | GPM | PSI | Pump RPM | Pump | NG BTU* | Motor HP | Volts | Phase | Amps | Ship Wt (lbs) | List Price |
|--------------|-------------|-------------|-----|------|----------|---------|---------|----------|-------|-------|------|---------------|------------|
| ENG6-32024B | 1.109-825.0 | 1.109-862.0 | 6.3 | 3200 | 1525 | LT6035R | 507,000 | 15.0 | 230 | 3 | 39 | 1825 | \$15,300 |
| ENG6-32024C | 1.109-826.0 | 1.109-863.0 | 6.3 | 3200 | 1525 | LT6035R | 507,000 | 15.0 | 460 | 3 | 19 | 1825 | \$15,300 |
| ENG6-32024F | 1.109-827.0 | 1.109-864.0 | 6.3 | 3200 | 1525 | LT6035R | 507,000 | 15.0 | 575 | 3 | 18 | 1825 | \$15,360 |
| ENG6-32024H | 1.109-828.0 | 1.109-865.0 | 6.3 | 3200 | 1525 | LT6035R | 507,000 | 15.0 | 208 | 3 | 39 | 1825 | \$15,360 |
| ENG8-32024B | 1.109-829.0 | 1.109-866.0 | 8.0 | 3200 | 1370 | LX9536R | 658,000 | 20.0 | 230 | 3 | 46 | 1840 | \$17,690 |
| ENG8-32024C | 1.109-830.0 | 1.109-867.0 | 8.0 | 3200 | 1370 | LX9536R | 658,000 | 20.0 | 460 | 3 | 26 | 1840 | \$17,690 |
| ENG8-32024F | 1.109-831.0 | 1.109-868.0 | 8.0 | 3200 | 1370 | LX9536R | 658,000 | 20.0 | 575 | 3 | 21 | 1840 | \$17,820 |
| ENG8-32024H | 1.109-832.0 | 1.109-869.0 | 8.0 | 3200 | 1370 | LX9536R | 658,000 | 20.0 | 208 | 3 | 60 | 1840 | \$17,820 |
| ENG10-30024B | 1.109-833.0 | 1.109-870.0 | 9.5 | 3000 | 1400 | LX1036R | 816,000 | 20.0 | 230 | 3 | 52 | 1910 | \$19,000 |
| ENG10-30024C | 1.109-834.0 | 1.109-871.0 | 9.5 | 3000 | 1400 | LX1036R | 816,000 | 20.0 | 460 | 3 | 26 | 1910 | \$19,000 |
| ENG10-30024F | 1.109-835.0 | 1.109-872.0 | 9.5 | 3000 | 1400 | LX1036R | 816,000 | 20.0 | 575 | 3 | 21 | 1910 | \$19,010 |
| ENG10-30024H | 1.109-836.0 | 1.109-873.0 | 9.5 | 3000 | 1400 | LX1036R | 816,000 | 20.0 | 208 | 3 | 60 | 1910 | \$19,010 |

Dimensions: 64"L x 35"W x 61"H *See product bid specifications for details regarding LP BTUs. Ratings may vary.

| Field Installed Options & Accessories | | List Price | Field Installed Options & Accessories | | List Price |
|---------------------------------------|---|------------|---------------------------------------|---|------------|
| 8.917-509.0 | LanCom Wireless Remote System | \$2,505.00 | 8.917-508.0 | Snap-N-Go Time Delay Kit | \$223.00 |
| 8.921-832.0 | Additional LanCom Wireless Remote | \$641.00 | 8.921-776.0 | Steam Combo Kit | \$262.00 |
| 8.917-817.0 | LanCom Wireless Remote Wall Mount Bracket | \$226.00 | 9.801-040.0 | Draft Diverter, 10" (Fits 4 and 5 GPM Models) | \$197.00 |
| 8.921-773.0 | Wired Remote Control Kit for Detergent (requires 8.921-774.0) | \$308.00 | 8.717-730.0 | Draft Diverter, 12" (Fits 6, 8 and 10 GPM Models) | \$309.00 |
| 8.921-774.0 | Wired Remote Control Kit for Pump & Burner (NOTE: cord length is 20') | \$619.00 | 8.753-474.0 | Draft Damper, 10" | \$34.20 |
| | | | 8.753-478.0 | Draft Damper, 12" | \$17.40 |
| 8.922-157.0 | Remote Control Box (for additional wired remotes only) | \$542.00 | 8.753-707.0 | Reducer, Stack 10" to 8" | \$31.00 |
| 8.917-507.0 | Snap-N-Go Auto Start/Stop Kit w/ Lock Out (no remote, or wireless remote) | \$322.00 | 8.753-706.0 | Reducer, Stack 12" to 10" | \$38.70 |
| | | | 8.923-213.0 | Fielder's Choice System | \$60.50 |
| 9.807-646.0 | Snap-N-Go Auto Start/Stop Kit w/o Lock Out (wired remote, requires 8.921-774.0) | \$334.00 | | | |

VHG



**Hot Water
Electric Powered
Natural Gas or LP Heated**

Compact but heavy duty, this natural gas model's footprint is a mere 24" x 53" for the smallest unit, making it an ideal choice for congested work areas or wash bays where space is at a premium. The small size makes it no less efficient; with cleaning power up to 3000 PSI and 4.8 GPM, this machine delivers enough cleaning action to tackle a variety of challenges, and includes an optional wireless remote control. The VHG is especially adept at cleaning and maintaining the appearance of the dirtiest fleet or construction equipment.

- Up to 4.8 GPM / 3,000 PSI
- Belt-Drive Pump
- Compact Stationary Design
- Natural Gas or LP Heated
- Optional Remote Operation



| Model # | Part # | GPM | PSI | Pump RPM | Pump | Motor HP | Volts | Phase | Amps | Approx BTUs | Ship Wt (lbs) | List Price |
|-------------|-------------|-----|------|----------|-----------|----------|-------|-------|------|-------------|---------------|------------|
| VHG4-20024A | 1.109-534.0 | 3.5 | 2000 | 1175 | LM4035R.3 | 5.0 | 230 | 1 | 25 | 364,000 | 750 | \$9,980 |
| VHG4-22024A | 1.109-535.0 | 4.0 | 2200 | 835 | LT6036R.2 | 6.2 | 230 | 1 | 27 | 364,000 | 790 | \$10,990 |
| VHG4-22024B | 1.109-536.0 | 4.0 | 2200 | 835 | LT6036R.2 | 6.2 | 230 | 3 | 15 | 364,000 | 770 | \$10,990 |
| VHG4-22024C | 1.109-537.0 | 4.0 | 2200 | 835 | LT6036R.2 | 6.2 | 460 | 3 | 8 | 364,000 | 780 | \$10,990 |
| VHG4-22024G | 1.109-538.0 | 4.0 | 2200 | 835 | LT6036R.2 | 6.2 | 208 | 1 | 29 | 364,000 | 790 | \$11,280 |
| VHG4-22024H | 1.109-539.0 | 4.0 | 2200 | 835 | LT6036R.2 | 6.2 | 208 | 3 | 18 | 364,000 | 780 | \$11,280 |
| VHG4-30024A | 1.109-541.0 | 3.9 | 3000 | 775 | LT6036R.2 | 8.2 | 230 | 1 | 36 | 354,000 | 868 | \$11,240 |
| VHG4-30024B | 1.109-542.0 | 3.9 | 3000 | 775 | LT6036R.2 | 8.2 | 230 | 3 | 25 | 354,000 | 815 | \$11,240 |
| VHG4-30024C | 1.109-543.0 | 3.9 | 3000 | 775 | LT6036R.2 | 8.2 | 460 | 3 | 15 | 354,000 | 815 | \$11,240 |
| VHG4-30024G | 1.109-544.0 | 3.9 | 3000 | 775 | LT6036R.2 | 8.2 | 208 | 1 | 38 | 354,000 | 815 | \$11,830 |
| VHG4-30024H | 1.109-545.0 | 3.9 | 3000 | 775 | LT6036R.2 | 8.2 | 208 | 3 | 27 | 354,000 | 815 | \$11,830 |
| VHG5-30024B | 1.109-546.0 | 4.8 | 3000 | 1035 | LT6036R.2 | 10.0 | 230 | 3 | 29 | 480,000 | 780 | \$13,100 |
| VHG5-30024C | 1.109-547.0 | 4.8 | 3000 | 1035 | LT6036R.2 | 10.0 | 460 | 3 | 14 | 480,000 | 835 | \$13,100 |
| VHG5-30024H | 1.109-548.0 | 4.8 | 3000 | 1035 | LT6036R.2 | 10.0 | 208 | 3 | 30 | 480,000 | 780 | \$13,240 |

Dimensions: 53"L x 24"W x 49"H

Field Installed Options & Accessories **List Price**

Available for All Models

| | | |
|-------------|--|------------|
| 8.924-815.0 | Wired Remote Operator Station Kit (use for as primary or secondary remote) | \$553.00 |
| 8.924-816.0 | Electronic Detergent Kit (compatible with wired or wireless remotes) | \$325.00 |
| 8.924-814.0 | Wireless 6 Channel Remote Kit (one remote)* | \$766.00 |
| 8.925-072.0 | Wireless 6 Channel Remote Kit (two remotes)* | \$1,045.00 |
| 8.924-878.0 | Wall Mount Remote Bracket Kit | \$85.00 |
| 9.802-633.0 | LP Gas Regulator Assembly | \$436.00 |

◆ Factory Installed * Special Ordering Process, 90-Day Lead Time

Field Installed Options & Accessories **List Price**

Options For Older VHG Units Only [Pre Smart Control]

| | | |
|---|---------------------------------------|------------|
| 8.941-545.0 | Additional LanCom Remote | \$591.00 |
| Available for Models Up to 5 GPM | | |
| 9.801-040.0 | Draft Diverter, 10" | \$197.00 |
| 9.801-019.0 | LP Conversion Kit <4 GPM ◆ | \$141.00 |
| 8.918-476.0 | LP Conversion Kit 4.8 GPM | \$141.00 |
| 8.903-541.0 | SS Coil Wrap, 4-Panel Skirt & Cover ◆ | \$1,040.00 |
| 8.903-542.0 | Small Stainless Steel Coil Wrap ◆ | \$582.00 |

VHG



**COMING
Q1 2024**

**Hot Water
Electric Powered
Natural Gas or LP Heated**

Redesigned with a tougher look and streamlined servicability, the new VHG offers the same compact, heavy duty cleaning power of its predecessor. This natural gas model's small footprint makes it an ideal choice for congested work areas or wash bays where space is at a premium. The VHG's small size does not compromise its efficiency; delivering pressure up to 3000 PSI at 5.0 GPM, this machine delivers enough cleaning power to tackle a variety of demanding jobs.

- Up to 5.0 GPM / 3,000 PSI
- Belt-Drive Pump
- Compact Stationary Design
- Natural Gas or LP Heated



| Model # | Part # | GPM | PSI | Pump RPM | Pump | Motor HP | Volts | Phase | Amps | Approx BTUs | Ship Wt (lbs) | List Price |
|-----------|-------------|-----|------|----------|---------|----------|-------|-------|------|-------------|---------------|------------|
| VHG4-2200 | 1.109-223.0 | 4.0 | 2200 | 1037 | LT6036R | 6.2 | 208 | 1 | 29 | 390,000 | 736 | |
| VHG4-2200 | 1.109-224.0 | 4.0 | 2200 | 1037 | LT6036R | 6.2 | 208 | 1 | 29 | 378,617 | 736 | |
| VHG4-2200 | 1.109-225.0 | 4.0 | 2200 | 1037 | LT6036R | 6.2 | 208 | 3 | 18 | 390,000 | 703 | |
| VHG4-2200 | 1.109-226.0 | 4.0 | 2200 | 1037 | LT6036R | 6.2 | 208 | 3 | 18 | 378,617 | 703 | |
| VHG4-2200 | 1.109-227.0 | 4.0 | 2200 | 1037 | LT6036R | 6.2 | 230 | 1 | 27 | 390,000 | 730 | |
| VHG4-2200 | 1.109-228.0 | 4.0 | 2200 | 1037 | LT6036R | 6.2 | 230 | 1 | 27 | 378,617 | 730 | |
| VHG4-2200 | 1.109-229.0 | 4.0 | 2200 | 1031 | LT6036R | 6.2 | 230 | 3 | 16 | 390,000 | 703 | |
| VHG4-2200 | 1.109-230.0 | 4.0 | 2200 | 1031 | LT6036R | 6.2 | 230 | 3 | 16 | 378,617 | 703 | |
| VHG4-2200 | 1.109-231.0 | 4.0 | 2200 | 1031 | LT6036R | 6.2 | 460 | 3 | 7 | 390,000 | 703 | |
| VHG4-2200 | 1.109-232.0 | 4.0 | 2200 | 1031 | LT6036R | 6.2 | 460 | 3 | 7 | 378,617 | 703 | |
| VHG4-3000 | 1.109-233.0 | 4.0 | 3000 | 1011 | LT6036R | 8.2 | 208 | 1 | 38 | 390,000 | 740 | |
| VHG4-3000 | 1.109-234.0 | 4.0 | 3000 | 1011 | LT6036R | 8.2 | 208 | 1 | 38 | 378,617 | 740 | |
| VHG4-3000 | 1.109-235.0 | 4.0 | 3000 | 1011 | LT6036R | 8.2 | 208 | 3 | 27 | 390,000 | 735 | |
| VHG4-3000 | 1.109-236.0 | 4.0 | 3000 | 1011 | LT6036R | 8.2 | 208 | 3 | 27 | 378,617 | 735 | |
| VHG4-3000 | 1.109-237.0 | 4.0 | 3000 | 994 | LT6036R | 8.2 | 230 | 1 | 36 | 390,000 | 759 | |
| VHG4-3000 | 1.109-238.0 | 4.0 | 3000 | 994 | LT6036R | 8.2 | 230 | 1 | 36 | 378,617 | 759 | |
| VHG4-3000 | 1.109-239.0 | 4.0 | 3000 | 1011 | LT6036R | 8.2 | 230 | 3 | 25 | 390,000 | 735 | |
| VHG4-3000 | 1.109-240.0 | 4.0 | 3000 | 1011 | LT6036R | 8.2 | 230 | 3 | 25 | 378,617 | 735 | |
| VHG4-3000 | 1.109-241.0 | 4.0 | 3000 | 1011 | LT6036R | 8.2 | 460 | 3 | 15 | 390,000 | 735 | |
| VHG4-3000 | 1.109-242.0 | 4.0 | 3000 | 1011 | LT6036R | 8.2 | 460 | 3 | 15 | 378,617 | 735 | |
| VHG5-3000 | 1.109-243.0 | 5.0 | 3000 | 1224 | LT6036R | 10 | 208 | 3 | 33 | 390,000 | 743 | |
| VHG5-3000 | 1.109-244.0 | 5.0 | 3000 | 1224 | LT6036R | 10 | 208 | 3 | 33 | 378,617 | 743 | |
| VHG5-3000 | 1.109-245.0 | 5.0 | 3000 | 1224 | LT6036R | 10 | 230 | 3 | 29 | 390,000 | 744 | |
| VHG5-3000 | 1.109-246.0 | 5.0 | 3000 | 1224 | LT6036R | 10 | 230 | 3 | 29 | 378,617 | 744 | |
| VHG5-3000 | 1.109-247.0 | 5.0 | 3000 | 1224 | LT6036R | 10 | 460 | 3 | 14 | 390,000 | 744 | |
| VHG5-3000 | 1.109-248.0 | 5.0 | 3000 | 1224 | LT6036R | 10 | 460 | 3 | 14 | 378,617 | 744 | |

Dimensions: 20.6"L x 51.875"W x 51.46"H



Video Overview

VHP

**Hot Water
Electric Powered
LP Gas Heated**

If you're looking for a heavy-duty pressure washer that can handle dirt and grime indoors and out, the versatile VHP is the right machine for the task. Available in both 120V and 230V configurations, this hot water pressure features tubed pneumatic tires and delivers power wherever the job takes you. It is designed for vapor type propane only.

- Up to 2.5 GPM / 2,000 PSI
- Belt-Drive Pump
- LP Gas Heated
- Portable Steel Chassis



| Model # | Part # | GPM | PSI | Pump RPM | Pump | Motor HP | Volts | Phase | Amps | Approx BTUs | Ship Wt (lbs) | List Price |
|-------------|-------------|-----|------|----------|---------|----------|-------|-------|------|-------------|---------------|------------|
| VHP2-15024D | 1.109-556.0 | 1.8 | 1500 | 1100 | LB3030R | 2 | 120 | 1 | 17 | 140,000 | 470 | \$7,835 |
| VHP3-20024A | 1.109-557.0 | 2.5 | 2000 | 1375 | LB3030R | 5 | 230 | 1 | 20 | 245,000 | 500 | \$8,575 |

Dimensions: 50"L x 26"W x 41"H

| Factory Installed Options | | List Price |
|---------------------------|--|------------|
| 8.903-538.0 | Stainless Steel Motor Cover | \$694.00 |
| 8.903-501.0 | Electric Ignition (convenience in lighting pilot) for 120V machine | \$898.00 |
| 8.925-856.0 | Electric Ignition (convenience in lighting pilot) for 230V machine | \$889.00 |

EHW



**Hot Water
Electric Powered
Electric Heated**

The perfect choice for in-plant cleaning, the EHW couldn't be easier to operate – just plug it in and get hot water. The lack of combustible fuels or hazardous fumes makes it safe to store indoors and its small footprint allows for storage in tight spaces like closets or beneath stairways. The heating coil is uniquely designed for immersion in a tank of hot water for reduced maintenance needs, and a layer of oil floating atop the water assists in heat retention while preventing evaporation. The EHW is enclosed in a stainless steel cabinet and mounted on a platform, and can be fitted with our LanCom wireless remote system. Generating no fumes or noise, and easy to store, you'll wonder why you didn't choose this unit for your indoor cleaning needs ages ago.

- Up to 4.2 GPM / 3,000 PSI
- Belt-Drive Pump
- Electric Heated
- Compact Stationary Design
- Safe for Indoor Storage



| Model # | Part # | GPM | PSI | Pump RPM | Pump | Motor HP | Volts | Phase | Amps | KW | Ship Wt (lbs) | List Price |
|-------------|-------------|-----|------|----------|-----------|----------|-------|-------|------|------|---------------|------------|
| EHW4-20024C | 1.109-500.0 | 4.2 | 2000 | 1015 | LT6036R.2 | 6.2 | 460 | 3 | 55 | 40.5 | 620 | \$14,820 |
| EHW4-30024C | 1.109-501.0 | 3.5 | 3000 | 845 | LT6036R.2 | 7.5 | 460 | 3 | 59 | 40.5 | 640 | \$15,530 |
| EHW4-20024F | 1.109-954.0 | 3.5 | 2000 | 845 | LT6036R.2 | 5.0 | 575 | 3 | 46 | 40.5 | 620 | \$14,820 |
| EHW4-30024F | 1.109-955.0 | 3.5 | 3000 | 845 | LT6036R.2 | 7.5 | 575 | 3 | 49 | 40.5 | 640 | \$16,050 |

Dimensions: 34"L x 25"W x 52"H

| Field Installed Options & Accessories | | List Price |
|---------------------------------------|--|------------|
| 8.930-163.0 | LanCom Wireless Remote Control System, 1-Step Detergent *♦ | \$1,400.00 |
| 8.930-177.0 | LanCom Wireless Remote Control System, 2-Step Detergent *♦ | \$1,770.00 |
| 8.930-358.0 | Additional LanCom Remote * | \$696.00 |

♦ Factory Installed * For 460V Units Only



MHC



**Hot Water
Gas Powered
Diesel/Oil Heated**

With a rugged frame, stainless steel top wrap, and 13" flat-free tires, the MHC is both durable and portable, and easy to maneuver over flat surfaces and around corridors and hallways. The control panel is strategically located, allowing you to easily adjust the thermostat and hour meter depending on your needs. A technologically advanced engine-and-regulator combination eliminates the need for a battery or electrical connection, making it a convenient and versatile on-site choice for keeping your restaurant, resort, spa, or hotel clean and inviting!

- Up to 3.5 GPM / 3,500 PSI
- Direct-Drive or Belt-Drive Pump
- Diesel/Oil Heated
- Engine-Regulator Combination



Model MHC3-24324



| Model # | Part # | GPM | PSI | Pump RPM | Pump Drive | Pump | Engine | CCs | Ship Wt (lbs) | List Price |
|---------------|-------------|-----|------|----------|------------|-----------|--------------|-----|---------------|------------|
| MHC3-24324 | 1.110-087.0 | 2.7 | 2400 | 3400 | Direct | LPP2535G | Honda GX200 | 196 | 560 | \$8,180 |
| MHC4-30324E/S | 1.110-041.0 | 3.5 | 3000 | 3400 | Direct | LS3540G3 | Honda GX390 | 389 | 600 | \$10,390 |
| MHC4-35324E | 1.110-042.0 | 3.5 | 3500 | 3400 | Direct | LS3540G3 | Honda GX390 | 389 | 600 | \$10,390 |
| MHC4-35324E | 1.110-084.0 | 3.5 | 3500 | 3400 | Direct | LS3540G3 | Vanguard 400 | 408 | 600 | \$10,390 |
| MHC4-35324E/B | 1.110-077.0 | 3.5 | 3500 | 1800 | Belt | LS3540L.3 | Honda GX390 | 389 | 600 | \$10,940 |
| MHC4-35324E/B | 1.110-081.0 | 3.5 | 3500 | 1800 | Belt | LS3540L.3 | Vanguard 400 | 408 | 600 | \$10,940 |

Dimensions: 52"L x 29"W x 45"H

| Field Installed Options & Accessories | | List Price |
|---------------------------------------|--|------------|
| 8.915-496.0 | 360° Pivot Hose Reel Kit (100' capacity, reel only) | \$644.00 |
| 8.750-487.0 | Pivot Hose Reel (100' capacity, reel only) | \$497.00 |
| 8.750-477.0 | Non-Pivot Hose Reel (100' capacity, reel only) | \$386.00 |
| 8.917-541.0 | Hose Reel Platform with E-Zee Reel & Plumbing (holds 100' of 3/8" hose, not included)* | \$347.00 |
| 8.931-592.0 | Support, Rotary Hose Reel for MHC w/GX200 engine** | \$120.00 |
| 8.917-522.0 | Hose Reel Platform Only* | \$151.00 |
| 8.915-404.0 | Wheel Kit (2 front caster wheels) | \$351.00 |
| 8.915-406.0 | Float Tank & Inlet Detergent Valve | \$618.00 |
| 8.931-584.0 | Float Tank for MHC w/GX200 engine** | \$472.00 |
| 8.916-184.0 | Lifting Bracket | \$237.00 |
| 8.915-494.0 | Trailer Mount Kit | \$153.00 |

* Should not be used as a lifting rack / **For use with model MHC3-24324 only.



PGDC



**Hot Water
Gas Powered
Diesel/Oil Heated**

Using a 12-volt DC burner assembly offers the PGDC a rugged skid frame with robust cleaning performance specifications at an economical price. This self-contained workhorse can tackle virtually any outdoor cleaning project once you provide the water. An optional wheel kit makes this already versatile machine even more portable, allowing for easy transport on-site. With a reliable Honda, Vanguard, or Kärcher gasoline engine, this machine can provide hours of continuous worry-free cleaning power.

- Up to 8 GPM / 3,500 PSI
- Belt-Drive Pump
- Diesel/Oil Heated
- Skid Frame with Optional Wheel Kit



| Model # | Part # | GPM | PSI | Pump RPM | Pump | Engine | CCs | Ship Wt (lbs) | List Price |
|--------------|-------------|-----|------|----------|-----------|-------------------|-----|---------------|------------|
| PGDC5-35324E | 1.110-096.0 | 4.7 | 3500 | 1185 | LT6036L.2 | Kärcher LC2V80F-D | 764 | 653 | \$10,940 |
| PGDC8-30324E | 1.110-098.0 | 8.0 | 3000 | 1460 | LX9536L.2 | Kärcher LC2V80F-D | 764 | 760 | \$14,610 |
| PGDC4-35324E | 1.110-049.0 | 3.8 | 3500 | 1185 | LT4540L.2 | Honda GX390 | 389 | 697 | \$11,780 |
| PGDC5-35224E | 1.110-050.0 | 4.7 | 3500 | 1185 | LT6036L.2 | Vanguard 18 | 570 | 630 | \$12,860 |
| PGDC5-35324E | 1.110-051.0 | 4.7 | 3500 | 1185 | LT6036L.2 | Honda GX630 | 688 | 653 | \$14,280 |
| PGDC8-30324E | 1.110-072.0 | 8.0 | 3000 | 1460 | LX9536L.2 | Honda GX690 | 688 | 760 | \$16,900 |

Dimensions: 48"L x 32"W x 44"H E = Electric start engine (battery not included)

| Field Installed Options & Accessories | | List Price |
|---------------------------------------|---|------------|
| 8.904-525.0 | Wheel Kit (4 tires) | \$827.00 |
| 8.915-496.0 | 360° Pivot Hose Reel Kit (100' capacity, reel only) | \$644.00 |
| 8.903-522.0 | Non-Pivot Hose Reel Mounting Kit (100' capacity, reel only) | \$380.00 |
| 9.804-067.0 | E-Zee Hose Reel (100' capacity, reel only) | \$179.00 |
| 8.749-946.0 | Vinyl Skid Cover | \$750.00 |
| 8.916-588.0 | Stainless Steel Bottom Wrap ♦ | \$508.00 |
| 8.916-606.0 | Float Tank with Inlet Detergent Metering Valve ♦ | \$460.00 |

♦ Factory Installed

PGHW



**Hot Water
Gas Powered
Diesel/Oil Heated**

There is a reason the PGHW has been our most popular skid unit for over two decades: classic, rugged design in a compact frame. Drop it into the bed of a pickup or mount on a custom trailer, and this workhorse goes the distance. With up to 5 GPM at 5,000 PSI, you can choose a model tailored fit your budget and job size. You will find the PGHW a favorite among contract cleaners, facilities managers, municipalities, and oil field service companies because it delivers solid performance and unmatched reliability.

- Up to 8 GPM / 4,000 PSI
- Belt-Drive Pump
- Diesel/Oil Heated
- Skid Frame with Optional Wheel Kit
- Rust-Free Float Tank



POWERED BY **Kubota** **KÄRCHER** **POWERED BY VANGUARD** **POWERED BY Kawasaki**

| Model # | Part # | GPM | PSI | Pump RPM | Pump | Engine | CCs | Ship Wt (lbs) | List Price |
|---------------------------|-------------|-----|------|----------|-----------|-------------------|-----|---------------|------------|
| PGHW5-35324E | 1.110-095.0 | 4.8 | 3500 | 1375 | LT6036L.2 | Kärcher LC2V80F-D | 764 | 825 | \$12,590 |
| PGHW8-30324E | 1.110-097.0 | 8.0 | 3000 | 1460 | LX9536L.2 | Kärcher LC2V80F-D | 764 | 850 | \$15,770 |
| PGHW5-50524E [†] | 1.110-512.0 | 5.0 | 5000 | 1585 | LX5450L | Kawasaki FD2750D | 745 | 1285 | \$21,580 |
| PGHW5-35324E | 1.110-045.0 | 4.7 | 3500 | 1360 | LT6036L.2 | Honda GX630 | 688 | 840 | \$16,080 |
| PGHW5-30224E | 1.110-046.0 | 4.8 | 3000 | 1375 | LT6036L.2 | Vanguard 18 | 570 | 825 | \$14,440 |
| PGHW8-30324E | 1.110-071.0 | 8.0 | 3000 | 1460 | LX9536L.2 | Honda GX690 | 688 | 850 | \$17,710 |

Dimensions: 48"L x 32"W x 44"H PGHW5-50524E †48"L x 39"W x 42"H
E = Electric start engine (battery not included)

| Field Installed Options & Accessories | List Price |
|---|------------|
| 8.915-496.0 360° Pivot Hose Reel Kit (100' capacity, reel only) | \$644.00 |
| 8.903-522.0 Non-Pivot Hose Reel Mounting Kit (100' capacity, reel only) | \$380.00 |
| 9.804-067.0 E-Zee Hose Reel (100' capacity, reel only) | \$179.00 |
| 8.904-525.0 Wheel Kit (4 tires)** | \$827.00 |
| 8.749-946.0 Vinyl Skid Cover** | \$750.00 |
| 8.916-585.0 Steam Valve Kit | \$203.00 |
| 8.916-588.0 Stainless Steel Bottom Wrap ♦ | \$508.00 |

* Factory Installed ** Not available for PGHW5-50524E



PDHW



Hot Water Diesel Powered Diesel/Oil Heated

The PDHW offers the versatility of a compact pressure washer with the ruggedness and cleaning power of a full-sized skid unit. It's packed with features and options that make it highly adaptable for use in a variety of applications. You'll find a 2,400-watt generator that provides plenty of power for the burner, as well as a 120V outlet for low-wattage needs; forklift guides for easy transporting, mounting brackets to attach to a trailer, and an oversized, tilt-out fuel tank that provides hours of uninterrupted cleaning. A sturdy steel frame is available in a polyester powder coat finish for weather protection or all stainless steel for ultimate protection in high-corrosion environments like offshore oil drilling operations. Highly versatile and built with the same attention to quality you've come to expect from Landa, the PDHW is a great all-around mid-size choice for your toughest cleaning jobs.

- 4.7 GPM / 3,500 PSI
- Belt-Drive Pump
- Diesel/Oil Heated
- Skid Frame with Optional Wheel Kit



Model PDHW5-35624E/G/SS



| Model # | Part # | GPM | PSI | Pump RPM | Pump | Engine | CCs | Burner Voltage | Ship Wt (lbs) | List Price |
|-------------------|-------------|-----|------|----------|-----------|-------------|-----|----------------|---------------|------------|
| PDHW5-35624E | 1.110-060.0 | 4.7 | 3500 | 1125 | LT6036L.2 | Kubota Z602 | 599 | 12V DC | 948 | \$23,410 |
| PDHW5-35624E/SS | 1.110-061.0 | 4.7 | 3500 | 1125 | LT6036L.2 | Kubota Z602 | 599 | 12V DC | 948 | \$26,740 |
| PDHW5-35624E/G | 1.110-062.0 | 4.7 | 3500 | 1125 | LT6036L.2 | Kubota Z602 | 599 | 120V AC | 998 | \$24,950 |
| PDHW5-35624E/G/SS | 1.110-063.0 | 4.7 | 3500 | 1125 | LT6036L.2 | Kubota Z602 | 599 | 120V AC | 998 | \$28,270 |

Dimensions: 48"L x 32"W x 44"H E = Electric start engine (battery not included) G = 2,400 watt generator SS = Stainless steel frame

| Field Installed Options & Accessories | List Price |
|--|------------|
| 8.904-525.0 Wheel Kit (4 tires) | \$827.00 |
| 8.919-981.0 Float Tank with Inlet Injection Kit | \$475.00 |
| 8.756-797.0 Downstream Detergent Injector Kit | \$31.10 |
| 8.919-984.0 Lifting Sling Kit | \$1,160.00 |
| 8.919-990.0 Lift/Stack Platform Kit | \$812.00 |
| 8.920-298.0 Lift/Stack Platform Kit, Stainless Steel | \$1,115.00 |
| 8.919-985.0 Stainless Steel Drip Pan Kit | \$1,145.00 |
| 8.919-988.0 Emergency Air Shutoff Kit | \$242.00 |
| 8.919-989.0 Engine Spark Arrestor Kit | \$318.00 |



SLT



**Hot Water
Diesel or Gas Powered
Diesel/Oil Heated**

The SLT is a beast and is the go-to pressure washer for many workers in the mining, drilling and fleet industries. It has no problem taking on stubborn grime and grease. With its most powerful model reaching cleaning conditions of up to 8.0 GPM and 3200 PSI, the SLT has the ability to reach hot water temperatures of up to 200°F. Its unique stainless steel coil top wrap offers protection, while its oversize vibration isolators help to cushion the engine and pump platform. With extra-large heating coils and fuel tanks, there's no wonder why the SLT is the preferred cleaning machine by so many industrial professionals.

- Up to 8.0 GPM / 3,200 PSI
- Belt-Drive Pump
- Diesel or Gas Engine
- Multi-User Operation
- Rugged Steel Skid Frame



| Model # | Part # | GPM | PSI | Pump RPM | Pump | Engine | CCs | Engine Fuel | Ship Wt (lbs) | List Price |
|-------------|-------------|------|------|----------|-----------|--------------|------|-------------|---------------|------------|
| SLT6-32324E | 1.110-520.0 | 5.9 | 3200 | 1570 | LT6036L.2 | Honda GX630 | 688 | Gasoline | 1245 | \$21,260 |
| SLT8-30324E | 1.110-522.0 | 7.8 | 3000 | 1470 | LX9536L.2 | Honda GX690 | 688 | Gasoline | 1230 | \$22,890 |
| SLT6-32624E | 1.110-065.0 | 6.25 | 3200 | 1625 | LT6036L.2 | Kubota D1105 | 1123 | Diesel | 1745 | \$29,110 |
| SLT8-32624E | 1.110-066.0 | 8.0 | 3200 | 1450 | LX9536L.2 | Kubota D1105 | 1123 | Diesel | 1811 | \$31,810 |

Dimensions: SLT6/SLT8 Gasoline 55"L x 32"W x 51"H SLT6/SLT8 Diesel 62"L x 32"W x 57"H
E = Electric start engine (battery not included)

| Field Installed Options & Accessories | List Price |
|--|------------|
| 8.920-751.0 Float Tank w/ Inlet Chemical Injection | \$585.00 |
| 8.904-456.0 Downstream Injector | \$164.00 |
| 8.920-977.0 Steam Valve | \$279.00 |



SLX



**Hot Water
Diesel or Gas Powered
Diesel/Oil Heated**

As large and powerful as they come, the SLX makes easy work of the most stubborn grime and grease, making it ideally suited for the harsh conditions of mining and drilling operations and fleet cleaning. The SLX is the biggest portable pressure washer in the industry, capable of delivering water as hot as 200°F; with up to 9.2 GPM, there is enough flow to support dual-gun operation. A distinctive stainless steel coil top wrap offers protection, and oversize vibration isolators cushion the engine and pump platform. With extra-large heating coils and fuel tanks, these rugged machines will deliver, even under the dirtiest of conditions.

- Up to 9.5 GPM / 2,800 PSI
- Belt-Drive Pump
- Diesel or Gas Engine
- Multi-User Operation
- Rugged Steel Skid Frame



| Model # | Part # | GPM | PSI | Pump RPM | Pump | Engine | CCs | Engine Fuel | Ship Wt (lbs) | List Price |
|--------------|-------------|-----|------|----------|-----------|--------------|------|-------------|---------------|------------|
| SLX10-25324E | 1.110-525.0 | 9.5 | 2500 | 1560 | LX1036L.2 | Honda GX690 | 688 | Gasoline | 2020 | \$27,250 |
| SLX10-32624E | 1.110-067.0 | 9.2 | 2800 | 1640 | LX1036L.2 | Kubota D1105 | 1123 | Diesel | 2120 | \$33,660 |

Dimensions: SLX10 Gasoline 65"L x 36"W x 58"H SLX10 Diesel 65"L x 36"W x 61"H
E = Electric start engine (battery not included)

| Field Installed Options & Accessories | List Price |
|--|------------|
| 8.920-751.0 Float Tank w/ Inlet Chemical Injection | \$585.00 |
| 8.904-456.0 Downstream Injector | \$164.00 |
| 8.920-977.0 Steam Valve | \$279.00 |



ECOS



**Hot Water
Gas Powered
Diesel/Oil Heated**



If you're looking for a "green" solution to wash water disposal, Landa's patented* and revolutionary ECOS Mobile Wash and Reclaim System should be right up your alley. This environmentally friendly, patented mobile wash system combines a hot water pressure washer with a wash water recovery and filtration system atop a trailer unit, making it simple to dispose of the gray wash water from your pressure washing operation, or recycle and reuse it. You'll be in compliance with most municipal regulations, and will be doing your part to help conserve our precious natural resources.

- Captures, Filters & Recycles Wash Water
- 4 x 100 Gallon Water Tanks
- Dual Fuel Tanks for Gas Engine and Diesel Burner

| Model # | Version | Part # | GPM | PSI | Pump RPM | Engine | CCs | GVWR (lbs) | Water Tank | Ship Wt (lbs) | List Price |
|-----------|----------|-------------|-----|------|----------|-------------|-----|------------|------------|---------------|------------|
| ECOS-7000 | Standard | 1.103-825.0 | 4.7 | 3500 | 1360 | Honda GX690 | 688 | 6,000 | 400 gal | 3500 | \$44,690 |
| ECOS-7000 | LX | 1.103-838.0 | 4.7 | 3500 | 1360 | Honda GX690 | 688 | 6,000 | 400 gal | 3500 | \$50,140 |
| ECOS-7000 | DX | 1.103-839.0 | 4.7 | 3500 | 1360 | Honda GX690 | 688 | 6,000 | 400 gal | 3500 | \$50,140 |

Dimensions: 174"L x 75"W x 74"H

| Field Installed Options & Accessories | | | List Price | Field Installed Options & Accessories | | | List Price |
|---------------------------------------|---|--|------------|---------------------------------------|----------------------------------|--|------------|
| 8.925-228.0 | Landa Hose 6000 PSI Hose, 100' | | \$299.00 | Drain Covers and Water Dikes | | | |
| 8.922-019.0 | Spare Tire Kit, ECOS Trailer - No Panel (tire not included) | | \$189.00 | 8.751-135.0 | Drain Cover, 36" x 36", 30oz PVC | | \$442.00 |
| 8.922-020.0 | Spare Tire Kit, ECOS Trailer - With Panel (tire not included) | | \$262.00 | 8.751-136.0 | Drain Cover, 48" x 48", 30oz PVC | | \$527.00 |
| 8.752-044.0 | Tire/Wheel Assembly, Black, 15" Radial | | \$659.00 | 8.751-137.0 | Drain Cover, 48" x 48", Urethane | | \$555.00 |
| 8.903-606.0 | Water Jet Surface Cleaner | | \$3,130.00 | 8.751-138.0 | Water Dike, 10', 22oz PVC | | \$261.00 |
| 8.922-791.0 | Vacuum Nozzle Guard, Stainless Steel Plate | | \$42.10 | 8.751-139.0 | Water Dike, 10', 40oz Urethane | | \$397.00 |
| Replacement Filters and Parts | | | | 8.751-140.0 | Water Dike, 20', 22oz PVC | | \$364.00 |
| 8.726-042.0 | Filter Bag | | \$132.00 | 8.751-141.0 | Water Dike, 20', 40oz Urethane | | \$573.00 |
| 8.726-045.0 | 5 Micron Carbon Filter Cartridge | | \$307.00 | | | | |
| 8.726-044.0 | 20 Micron Pleated Filter Cartridge | | \$71.50 | | | | |
| 8.754-082.0 | 200 Micron Pre-Filter Nylon Sock | | \$16.10 | | | | |
| 8.726-046.0 | Oil Absorbent Sock | | \$108.00 | | | | |
| 8.919-317.0 | Vacuum Nozzle Head Assembly with Guard | | \$256.00 | | | | |

TR-6000



Tool box shown is no longer available on this unit

Hot Water Diesel or Gas Powered Diesel/Oil Heated



On-site cleaning often requires the use of heavy, bulky equipment that isn't always easily transportable. Landa offers a pair of rugged, top quality trailer-mounted wash systems to ease your burden. The TR Trailer features 2-by-3 inch structural tubing, standard electric brakes with break away kit, recessed electrical wiring and taillights, 1,000 lb. swivel jacks with ball couplers for quick and easy hookups, a durable steel cage for holding the equipment in place, 15" white spoke wheels, and a powder-coated epoxy finish to protect against the weather. Both are completely customizable: you'll choose a portable, industrial-grade Landa hot water pressure washer, and select the options and accessories best suited to your cleaning needs, including chrome wheels, brake kits, and hose reels.

- 330 Gallon Water Tank
- Standard Electric Brakes or Optional Hydraulic Brakes

| Model # | Part # | Axel | GVWR (lbs) | Water Tank | Ship Wt (lbs) | List Price |
|---------|-------------|--------|------------|------------|---------------|------------|
| TR-6000 | 1.103-804.0 | Tandem | 6000 | 330 gal | 1080 | \$ 16,850 |

Dimensions: 178"L x 80"W x 62"H

| Factory-Installed Options & Accessories | | List Price | Factory-Installed Options & Accessories | | List Price |
|---|--|------------|---|--|------------|
| Hose Reel Kits (Hose Not Included) | | | Brakes | | |
| 8.902-447.0 | Hose Reel Kit (100' capacity, 3/8" high-pressure hose) | \$892.00 | 8.902-438.0 | Hydraulic Brake Kit (two axles, 2-5/6" ball hitch) | \$2,035.00 |
| 8.902-448.0 | Hose Reel Kit (200' capacity, 3/8" high-pressure hose) | \$952.00 | 8.902-452.0 | Hydraulic Brake Kit (two axles, 3" lunette eye) | \$2,070.00 |
| 8.902-449.0 | Hose Reel Kit (100' capacity, 3/4" garden hose) | \$892.00 | Signage Plate | | |
| Wheels and Fenders | | | 8.902-469.0 | Signage Plate | \$84.00 |
| 8.902-466.0 | Chrome Wheels Upgrade (per pair) | \$540.00 | Chemical Rack | | |
| 8.902-468.0 | Chrome Fender Assembly for Tandem Axle Upgrade (per pair) | \$628.00 | 8.912-409.0 | 2-5 gal. Bucket Chemical Rack | \$251.00 |
| Mounting Kits | | | Hitch Couplers | | |
| 8.917-264.0 | Mounting & Plumbing Kit for PGHW (all but PGHW5-50524E and PGHW8-30324E) | \$418.00 | 8.902-471.0 | 3" Lunette Eye Hitch Coupler | \$182.00 |
| 8.920-435.0 | Mounting & Plumbing Kit for PDHW | \$421.00 | 8.924-475.0 | 2" Ball Coupler | \$141.00 |
| 8.902-456.0 | Mounting & Plumbing for PGDC (all but PGDC8-30324E) | \$408.00 | | | |

3500



Shown with pressure washer and options

**Hot Water
Diesel or Gas Powered
Diesel/Oil Heated**



When you're shuttling between job sites, you'll want the convenience of a portable washing system that allows you to easily transport your cleaning equipment virtually anywhere. Landa's 3500 trailer fills that niche beautifully, providing you with a rugged, heavy-duty chassis, sturdy wheel and axle assembly, 15" white-rimmed wheels, dual saddle boxes, 3500 lb. load capacity, and a powder-coated finish for protection against the elements. The 3500 is fully customizable — simply choose from three series of portable, industrial-grade Landa hot water pressure washers, add the options and accessories you want, and you're in business! The 3500 is an ideal solution for contract cleaners and those with flexible cleaning requirements.

- 200 Gallon Water Tank
- 3,500 lb. Load Capacity

| Model # | Part # | Axle | GVWR (lbs) | Water Tank | Ship Wt (lbs) | Dimensions | List Price |
|---------|-------------|--------|------------|------------|---------------|------------------------|------------|
| 3500 | 1.103-848.0 | Single | 3,500 | 200 gal | 1,072 | 138" L x 66" W x 52" H | \$13,070 |

| Options & Accessories | | List Price | Options & Accessories | | List Price |
|---|---|------------|-----------------------|--|------------|
| Hose Reel Kits (Hose Not Included) | | | Hitch Couplers | | |
| 8.917-554.0 | High Pressure Hose Reel (100' capacity) ♦ | \$697.00 | 8.924-493.0 | 2-5/16" Ball Hitch Coupler ♦ | \$142.00 |
| 8.917-555.0 | Low Pressure Hose Reel (100' capacity) ♦ | \$697.00 | 8.924-368.0 | 3" Lunette Eye Hitch Coupler ♦* | \$141.00 |
| Mounting Kits | | | Rock Guard | | |
| 8.920-434.0 | PDHW Mounting Assembly ♦ | \$124.00 | 8.931-506.0 | Rock Guard with Wand Holder ♦ | \$382.00 |
| 8.917-299.0 | PGHW Mounting Assembly ♦* | \$123.00 | Battery | | |
| 8.917-399.0 | PGDC Mounting Assembly ♦** | \$123.00 | 8.904-051.0 | Battery installed on pressure washer ♦ | \$687.00 |
| Brakes | | | | | |
| 8.931-496.0 | Hydraulic Brakes ♦ | \$2,560.00 | | | |

♦ Factory Installed
 * PGHW5-50524E & PGHW8-30324E not compatible
 ** PGDC8-30324E not compatible

TULE



Shown with optional hose reel

Hot Water
Gas Powered
Diesel/Oil Heated



POWERED by
HONDA
POWERED BY
VANGUARD

Ready to pick up and go at a moments notice, Kärcher's Tule Series HDS 3.5/40 Ge MT hot water pressure washer trailer provides the necessary cleaning power on virtually any job site which has a water source. Simply unhitch the Tule Series HDS 3.5/40 Ge MT and take the cleaning power where you need it most. The Tule Series trailer features a reliable Honda engine, 8 gallon diesel fuel tank, electric start with manual start backup and much more.

- Honda GX 390 engine and electric start with manual start backup
- Adjustable thermostat for water temperature regulation
- 8 gallon diesel fuel tank
- Lift handle and swing away tongue for easier hook up of the trailer and storage
- EASY!Force gun with cruise control like technology - uses its own recoil force to hold the trigger down - so, no more sore hands after hours of use

U.S. Design Patent No. 9,724,734 B2

| Model # | Part # | GPM | PSI | Drive | Engine | Start | Pump | Ship Weight (lbs) | List Price |
|-------------------|-------------|-----|------|--------|--------------|----------|------------|-------------------|------------|
| HDS 3.5/40 Ge MT | 1.103-844.0 | 3.5 | 4000 | Direct | Honda GX390 | Electric | Kärcher KS | 750 | \$15,530 |
| HDS 3.5/40 Ge VMT | 1.110-118.0 | 3.5 | 4000 | Direct | Vanguard 400 | Electric | Kärcher KS | 750 | \$15,530 |

Dimensions: 100"L x 45"W x 75"H

| Included Accessories | | List Price | Factory-Installed Options | | List Price |
|----------------------|---|------------|---------------------------|--|------------|
| 8.756-481.0 | EASY!Force trigger gun (North American Model) - zero force required. Standard 1/4" connection for wand, 3/8" connection for hose. | \$104.00 | 8.924-367.0 | 2-5/16" Ball Coupler | \$118.00 |
| 8.756-797.0 | 3-5 GPM Chemical Injector Kit | \$31.10 | 8.924-667.0 | Lifting Kit | \$155.00 |
| 8.754-990.0 | 12V Battery (required for hot water operation) | \$342.00 | 8.924-370.0 | LED Lights | \$196.00 |
| 8.711-293.0 | Zinc plated variable pressure lance | \$96.00 | 8.924-700.0 | 2-inch Collar Lock Coupler | \$460.00 |
| 8.925-182.0 | 50', 3/8" hose, double-wire at 6000 PSI | \$160.00 | Field-Installed Options | | List Price |
| | | | 8.750-682.0 | Hose Reel Fixed 100', 5000 PSI, 3250 F, equipped for 3/8" hose | \$387.00 |
| | | | 8.925-255.0 | Hose Reel Bracket (Mount Kit) | \$341.00 |



WELCOME TO THE *CLEANING* *REVOLUTION.*

Clean without limits. Go cordless with the new Kärcher CleanWave battery-powered pressure washer.

CLEANWAVE



**Cold Water
Battery-Powered**



CleanWave rides the wave of innovation to propel us towards a cleaner, greener future with zero emissions. Kärcher, the global leader in cleaning equipment, introduces a battery-powered professional cold water pressure washer to usher in a new era of efficiency and flexibility. The innovative CleanWave provides a cordless solution to tackle heavy-duty cleaning with an unrivaled runtime of up to 4 hours. The Deluxe model features auto start/stop, pump protection and ECO mode operation. CleanWave delivers robust cleaning performance without compromise.

- ECO mode extends battery life up to 240 minutes
- Steel lifting bars and forklift compatible frame
- Charge time from flat to full in 8 hours
- Direct drive triplex crankshaft pump
- CleanWave Deluxe's lithium battery requires zero maintenance, providing 3,000 charge cycles. CleanWave Classic's AGM battery is non-gassing, non-spillable, and maintenance-free.
- EASY!Force gun with cruise control like technology - uses its own recoil force to hold the trigger down - no more sore hands after hours of use



| Model # | Part # | GPM | PSI | Battery | Volts | Max Runtime (mins) | Full Charge Cycle (hrs) | Pump | Ship Wt (lbs) | List Price* |
|--------------------------------|-------------|-----------------------|-------------------------|---------|-------|----------------------|-------------------------|--------|---------------|-------------|
| HD 3.5/40 Bp CleanWave Deluxe | 1.106-612.0 | 3.5 <i>ECO</i> 2.0 | 4000 <i>ECO</i> 2000 | Lithium | 72 | 90 <i>ECO</i> 240 | 10 | Direct | 770 | \$28,325 |
| HD 2.0/20 Bp CleanWave Classic | 1.106-613.0 | 2 | 2000 | AGM | 36 | 90 | 8 | Direct | 917 | \$15,950 |

Shipping dimensions: 58"L x 40"W x 38"H *Contact factory for final price

Replacement Parts

| | | List Price |
|---|---|----------------|
| ■ | 4.118-005.0 EASY!Force trigger gun (German model) - zero force required | \$75.00 |
| ■ | 4.112-006.0 33" spray lance | \$93.00 |
| ■ | 6.110-034.0 33' high-pressure hose | \$87.00 |
| □ | 8.933-337.0 Clear Wave Hose Reel | Call for Price |

ECO Mode ■ Included □ Optional

HD GAS



Cold Water Gas Powered

Compact and corrosion-resistant, the HD Gas aluminum pressure washers have a durable weldless, modular frame that can be utilized as a cart or converted to a skid (optional) for maximum cleaning versatility and durability. Easy to maneuver with puncture proof, flat free tires. These reliable pressure washers offer a bypass loop for additional pump protection, as well as a 7-year warranty on the oil end of the pump. The simple design of the HD Gas helps get the job done quickly and without hassle. NOTE: Skid feet sold separately.

- Up to 5 GPM / 4,000 PSI
- Belt-Drive or Direct-Drive Pump
- Compact, Modular Design
- Converts from Cart to Skid



Shown with skid feet and Honda engine

POWERED by **HONDA** POWERED BY **VANGUARD**



| Model # | Part # | GPM | PSI | Drive | Start | Pump | Engine | CC | Ship Wt (lbs) | List Price |
|---------------|-------------|-----|------|--------|----------|-----------|--------------|-----|---------------|------------|
| HD 3.0/27 G | 9.807-727.0 | 3.0 | 2700 | Direct | Recoil | LP3035G | Honda GX200 | 196 | 112 | \$1,735 |
| HD 3.5/35 G | 9.807-728.0 | 3.5 | 3500 | Direct | Recoil | LP3535G1 | Honda GX270 | 270 | 130 | \$2,145 |
| HD 3.5/35 G | 1.107-421.0 | 3.5 | 3500 | Direct | Recoil | LP3535G1 | Vanguard 300 | 270 | 130 | \$1,815 |
| HD 4.0/40 G | 9.807-729.0 | 4.0 | 4000 | Direct | Recoil | LS4040G.3 | Honda GX390 | 389 | 149 | \$2,445 |
| HD 4.0/40 G | 1.107-429.0 | 4.0 | 4000 | Direct | Recoil | LS4040G.3 | Vanguard 400 | 408 | 149 | \$2,065 |
| HD 4.0/40 Ge | 9.807-730.0 | 4.0 | 4000 | Direct | Electric | LS4040G.3 | Honda GX390 | 389 | 158 | \$2,985 |
| HD 4.0/40 Ge | 1.107-435.0 | 4.0 | 4000 | Direct | Electric | LS4040G.3 | Vanguard 400 | 408 | 158 | \$2,520 |
| HD 3.0/27 GB | 9.807-731.0 | 3.0 | 2700 | Belt | Recoil | LB3030R | Honda GX200 | 196 | 123 | \$2,125 |
| HD 3.5/35 GB | 9.807-732.0 | 3.5 | 3500 | Belt | Recoil | LM3540R.3 | Honda GX270 | 270 | 156 | \$2,670 |
| HD 3.5/35 GB | 1.107-422.0 | 3.5 | 3500 | Belt | Recoil | LM3540R.3 | Vanguard 300 | 270 | 156 | \$2,255 |
| HD 4.0/40 GB | 9.807-733.0 | 4.0 | 4000 | Belt | Recoil | LM3840R.3 | Honda GX390 | 389 | 160 | \$3,185 |
| HD 4.0/40 GB | 1.107-430.0 | 4.0 | 4000 | Belt | Recoil | LM3840R.3 | Vanguard 400 | 408 | 160 | \$2,695 |
| HD 4.0/40 GeB | 9.807-734.0 | 4.0 | 4000 | Belt | Electric | LM3840R.3 | Honda GX390 | 389 | 196 | \$3,870 |
| HD 4.0/40 GeB | 1.107-434.0 | 4.0 | 4000 | Belt | Electric | LM3840R.3 | Vanguard 400 | 408 | 196 | \$3,275 |
| HD 5.0/30 GB | 9.808-253.0 | 5.0 | 3000 | Belt | Recoil | LM4035.R3 | Honda GX390 | 389 | 160 | \$3,245 |
| HD 5.0/30 GB | 1.107-446.0 | 5.0 | 3000 | Belt | Recoil | LM4035.R3 | Vanguard 400 | 408 | 160 | \$2,695 |
| HD 5.0/30 GeB | 9.808-388.0 | 5.0 | 3000 | Belt | Electric | LM4035.R3 | Honda GX390 | 389 | 160 | \$3,870 |
| HD 5.0/30 GeB | 9.808-391.0 | 5.0 | 3000 | Belt | Electric | LM4035.R3 | Vanguard 400 | 408 | 160 | \$3,275 |

Dimensions: HD3/HD3.5 41"L x 22"W x 24"H HD4/HD4.5 43"L x 26"W x 27"H

| Field Installed Options & Accessories | List Price | Field Installed Options & Accessories | List Price |
|--|------------|---|------------|
| 9.807-754.0 Skid Mount Feet | \$45.10 | 8.753-572.0 A+ Surface Cleaner SC21 | \$1,225.00 |
| 9.807-750.0 37.5" Long Handle | \$38.50 | 8.753-573.0 A+ Surface Cleaner SC24 | \$1,360.00 |
| 9.807-753.0 Wand Holder | \$82.50 | 9.302-243.0 Legacy Turbo Nozzle, 4.0, 4350 PSI | \$122.00 |
| 9.807-752.0 Hose Storage Hook | \$93.50 | 8.710-620.0 Legacy Superlite Stainless Steel Lance, 72" - 56.0 oz | \$149.00 |
| 8.929-511.0 Belt Drive Hose Reel Bracket Kit | \$152.00 | 8.711-105.0 Rotating Nozzle, 3.0 | \$86.00 |
| 8.929-509.0 Direct Drive Hose Reel Bracket Kit | \$157.00 | 8.711-100.0 Rotating Nozzle, 5.0 | \$86.00 |
| 9.807-751.0 Handle with Hose Reel (mild steel anthracite handle) | \$417.00 | 8.925-228.0 Legacy Hose, 100' x 3/8" ID, 6000 PSI, 2-wire, smooth cover, black high pressure hose | \$299.00 |

TETON



Belt drive version shown

Cold Water Gas Powered

Corrosion-resistant and lightweight, Kärcher's direct drive Teton Series aluminum pressure washers can be utilized as a cart or a skid for maximum cleaning versatility and durability. These reliable Kärcher-powered pressure washers offer a 4-year engine warranty for a limited time, bypass loop for additional pump protection, 7-year pump warranty and flat-free tires.

- Up to 5 GPM / Up to 4,000 PSI
- Belt-Drive or Direct-Drive Pump
- 4 Year Warranty on Engine
- Converts from Cart to Skid



Shown as skid mount



| Model # | Part # | GPM | PSI | Drive | Start | Engine | CC | Ship Wt (lbs) | List Price |
|---------------------------------|-------------|-----|------|--------|----------|---------|-----|---------------|------------|
| HD 3.0/27 G Teton | 1.107-398.0 | 3.0 | 2700 | Direct | Recoil | Kärcher | 212 | 112 | \$1,315 |
| HD 4.0/40 G Teton | 1.107-399.0 | 4.0 | 4000 | Direct | Recoil | Kärcher | 420 | 130 | \$1,985 |
| HD 4.0/40 Ge Teton [†] | 1.107-400.0 | 4.0 | 4000 | Direct | Electric | Kärcher | 420 | 158 | \$2,205 |
| HD 3.5/35 G Teton | 1.107-440.0 | 3.5 | 3500 | Direct | Recoil | Kärcher | 302 | 132 | \$1,585 |
| HD 3.0/27 GB Teton | 1.107-441.0 | 3.0 | 2700 | Belt | Recoil | Kärcher | 212 | 123 | \$1,680 |
| HD 3.5/35 GB Teton | 1.107-442.0 | 3.5 | 3500 | Belt | Recoil | Kärcher | 302 | 158 | \$2,090 |
| HD 4.0/40 GB Teton | 1.107-443.0 | 4.0 | 4000 | Belt | Recoil | Kärcher | 420 | 169 | \$2,580 |
| HD 4.0/40 GeB Teton | 1.107-444.0 | 4.0 | 4000 | Belt | Electric | Kärcher | 420 | 205 | \$3,235 |
| HD 5.0/30 GB Teton | 1.107-445.0 | 5.0 | 3000 | Belt | Recoil | Kärcher | 420 | 169 | \$2,580 |
| HD 5.0/30 GeB Teton | 1.107-472.0 | 5.0 | 3000 | Belt | Electric | Kärcher | 420 | 205 | \$3,235 |

Dimensions: 45"L x 28"W x 29"H [†]Electric start available on select models.

| Options & Accessories | List Price |
|--|------------|
| 8.750-247.0 Trigger Gun, model M407 | \$38.50 |
| 8.925-129.0 Hose, 50' x 3/8", 1w, 4,000 PSI SWXSO | \$126.00 |
| 8.783-039.0 Lance 30" Zinc plated, handle & coupler (for HD 3.0/27 G Classic) | \$29.90 |
| 8.783-040.0 Lance 44" Zinc plated, handle & coupler (for HD 4.0/40 G Classic and HD 4.0/40 Ge Classic) | \$31.00 |
| 9.802-216.0 Injector, Chem, NON ADJ, 0.083 | \$48.00 |
| 8.712-429.0 Nozzle | \$270.00 |
| 8.925-229.0 Legacy, 100' x 3/8" ID, 6000 PSI, 2-wire, smooth cover, black high pressure hose | \$275.00 |
| 8.753-572.0 A+ Surface Cleaner SC21 | \$1,225.00 |
| 8.753-573.0 A+ Surface Cleaner SC24 | \$1,360.00 |
| 9.302-243.0 Legacy Turbo Nozzle, 4.0, 4350 PSI | \$122.00 |
| 8.710-620.0 Legacy Superlite stainless steel wand, 72" - 56.0 oz | \$149.00 |

| Options & Accessories | List Price |
|--|------------|
| 9.807-754.0 Skid mount feet | \$45.10 |
| 9.807-750.0 37.5" long handle | \$38.50 |
| 9.807-753.0 Lance holder | \$82.50 |
| 9.807-752.0 Hose storage hook | \$93.50 |
| 9.807-751.0 Handle with hose reel (mild steel anthracite handle) | \$417.00 |
| 8.929-511.0 Belt Drive Hose Reel Bracket Kit | \$152.00 |
| 8.929-509.0 Direct Drive Hose Reel Bracket Kit | \$157.00 |

HD GAS MINI SKID



**Cold Water
Gas Powered**

These skid mount pressure washers include a high pressure pump with unloader and gas engine mounted on stainless steel base. 12 Volt-battery and fuel tank included as noted below. Pressure ranges to accommodate high-volume needs. Note: Trigger gun, wand and hose not included.

- Up to 10 GPM / Up to 4,000 PSI
- Belt-Drive or Direct-Drive Pump
- 4 Year Warranty on Engine



POWERED by
HONDA


POWERED BY
VANGUARD

POWERED BY
KÄRCHER

| Model # | Part # | GPM | PSI | Drive | Start | Engine | CC | Ship Wt (lbs) | List Price |
|----------------|-------------|------|------|--------|----------|---------------|-----|---------------|------------|
| HD 3.5/30 G♦ | 9.808-396.0 | 3.5 | 3000 | Direct | Recoil | Honda GX270 | 270 | 120 | \$1,605 |
| HD 4.0/40 G♦ | 1.107-475.0 | 4.0 | 4000 | Direct | Recoil | Vanguard 14hp | 400 | 140 | \$1,925 |
| HD 5.0/30 G♦ | 1.107-476.0 | 5.0 | 3000 | Direct | Recoil | Vanguard 14hp | 400 | 140 | \$1,925 |
| HD 4.0/40 GB♦ | 1.107-477.0 | 4.0 | 4000 | Belt | Recoil | Vanguard 14hp | 400 | 160 | \$2,245 |
| HD 5.0/30 GB♦ | 1.107-478.0 | 5.0 | 3000 | Belt | Recoil | Vanguard 14hp | 400 | 160 | \$2,245 |
| HD 8.0/35 GeB♦ | 1.107-413.0 | 8.0 | 3500 | Belt | Electric | Honda GX 690 | 688 | 335 | \$7,300 |
| HD 8.0/35 GeB♦ | 1.107-460.0 | 8.0 | 3500 | Belt | Electric | Kärcher 25hp | 764 | 345 | \$6,295 |
| HD 10/30 GeB♦ | 1.107-449.0 | 10.0 | 3000 | Belt | Electric | Kärcher 25hp | 764 | 345 | \$6,295 |

♦Battery not included ♦Fuel tank not included

HD GAS SKID



Configuration #1 shown

Cold Water Gas Powered

Cleaning on the go. The perfect accompaniment to Landa's HD Series Gas and Teton Series direct drive pressure washers. These mild steel skids offer two configurations:

1. Skid with a 50 gallon water tank and one 100' hose reel
2. Skid with two 100' hose reels.

The HD Series Gas skids fit within a standard UTV/ATV bed and work with select direct drive aluminum pressure washer models to offer ultimate portability and usability for various applications. See list of compatible models below (sold separately).

- 50 gallon water tank (9.807-834.0 only)
- Forklift holes
- Includes skid feet
- 1 to 2, 100' hose reels
- Fits within standard UTV/ATV bed
- Assembly required



Configuration #2 shown



Compatible Pressure Washers (sold separately):

| HD Gas Series (Direct Drive) | Part # | Teton Series (Direct Drive) | Part # |
|------------------------------|-------------|-----------------------------|-------------|
| HD 3.0/27 G | 9.807-727.0 | HD 3.0/27 G Teton | 1.107-398.0 |
| HD 3.5/35 G | 9.807-728.0 | HD 4.0/40 G Teton | 1.107-399.0 |
| HD 3.5/35 G | 1.107-421.0 | HD 4.0/40 Ge Teton | 1.107-400.0 |
| HD 4.0/40 G | 9.807-729.0 | HD 3.5/35 G Teton | 1.107-440.0 |
| HD 4.0/40 G | 1.107-429.0 | | |
| HD 4.0/40 Ge | 9.807-730.0 | | |
| HD 4.0/40 Ge | 1.107-435.0 | | |

| Model # | Part # | Frame Material | Water Tank | Hose Reel | Ship Wt (lbs) | List Price |
|---------------------------------------|-------------|----------------|--------------|-----------|---------------|------------|
| HD Pallet Skid with Tank, 1 Hose Reel | 9.807-834.0 | Mild Steel | 50 gallon | 1 | 185 | \$1,655 |
| HD Pallet Skid, 2 Hose Reels | 9.807-839.0 | Mild Steel | Not included | 2 | 172 | \$1,500 |

Dimensions: 40"L x 48"W x 35"H

| Field Installed Options & Accessories | List Price |
|--|------------|
| 8.753-572.0 A+ Surface Cleaner SC21 | \$1,225.00 |
| 8.753-573.0 A+ Surface Cleaner SC24 | \$1,360.00 |
| 9.302-243.0 Legacy Turbo Nozzle, 4.0, 4350 PSI | \$122.00 |
| 8.710-620.0 Legacy Superlite Stainless Steel Lance, 72" - 56.0 oz | \$149.00 |
| 8.925-228.0 Landa Hose, 100' x 3/8" ID, 6000 PSI, 2-wire, smooth cover, black high pressure hose | \$299.00 |

MP



Cold Water Diesel or Gas Powered

With a variety of available engines delivering up to 5000 PSI, there is no other cold water pressure washer on the market with such versatility and blasting power as these series offer. Portable and rugged, they come equipped with a high-impact steel roll cage or stainless steel frame as well as flat free tires for easy all-terrain maneuverability, making them excellent choices for tackling a variety of cleaning sites.

- Up to 4.5 GPM / 5,000 PSI
- Belt-Drive Pump
- 5-Gallon Fuel Tank
- Rugged Roll Cage, 10-G Steel Chassis



Shown with skid feet



| Model # | Part # | GPM | PSI | Pump RPM | Pump | Engine | CCs | Engine Fuel | Ship Wt (lbs) | List Price |
|------------------|-------------|-----|------|----------|-----------|-------------------|-----|-------------|---------------|------------|
| MP-373534 | 1.107-001.0 | 3.7 | 3500 | 1185 | LT4540R | Honda GX390 | 389 | Gasoline | 295 | \$4,650 |
| MP-455034E** | 1.107-002.0 | 4.5 | 5000 | 1185 | LX5450R | Honda GX690 | 688 | Gasoline | 415 | \$10,360 |
| MP-455034EK | 1.107-457.0 | 4.5 | 5000 | 1185 | LX5450R | Kärcher LC2V80F-D | 688 | Gasoline | 425 | \$9,260 |
| HD 3.4/30 D Cage | 1.107-409.0 | 3.4 | 3000 | 1850 | LM3540R.3 | Kohler KD440 | 442 | Diesel | 195 | \$10,830 |

Dimensions: MP-3 42"L x 26"W x 30"H MP-4 46"L x 30"W x 36"H HD 3.4 50"L x 40"W x 56"H
E = Electric start engine (battery not included) **Tandem axle model

| Field Installed Options & Accessories | | List Price |
|---------------------------------------|--|------------|
| 9.801-028.0 | E-Zee Hose Reel Kit, (single axle, 100' capacity) | \$425.00 |
| 9.801-029.0 | Non-Pivot Hose Reel Kit, (tandem axle, 100' capacity) | \$707.00 |
| 8.750-682.0 | 100' Capacity Hose Reel Fixed Base (for HD 3.4/30 D Cage model only) | \$387.00 |
| 8.929-070.0 | Skid feet (for HD 3.4/30 D Cage model only) | \$65.00 |

PG



Cold Water Gas Powered

Landa's flagship series of cold-water pressure washers, the PG is the most popular machine for everyday use in a variety of industrial cleaning applications. Each has a rugged chassis, 13" tires for easy maneuvering over all types of terrain, and shock absorbing, spring-loaded rubber feet to cut down on vibration. Handles on the front and back are easy to grip, so you won't have a problem loading or unloading these machines.

- Up to 4.7 GPM / 4,000 PSI
- Belt-Drive Pump
- Steel Chassis with Weather-Resistant Finish



| Model # | Part # | GPM | PSI | Pump RPM | Pump | Engine | CCs | Ship Wt (lbs) | List Price |
|------------------------|-------------|-----|------|----------|-----------|-------------------|-----|---------------|------------|
| PG4-20324 | 1.107-010.0 | 4.2 | 2000 | 1300 | LT4540R.2 | Honda GX270 | 270 | 230 | \$3,760 |
| PG4-35324 | 1.107-011.0 | 3.7 | 3500 | 1185 | LT4540R.2 | Honda GX390 | 389 | 250 | \$4,960 |
| PG4-35324 | 1.107-432.0 | 3.7 | 3500 | 1185 | LT4540R.2 | Vanguard 14 | 479 | 250 | \$4,960 |
| PG5-35224E | 1.107-013.0 | 4.7 | 3500 | 1185 | LT6036R.2 | Vanguard 16 | 479 | 275 | \$6,815 |
| PG4-40324E | 1.107-012.0 | 4.0 | 4000 | 1190 | LT4540R.2 | Honda GX630 | 688 | 275 | \$7,465 |
| PG4-40324EK NEW | 1.107-453.0 | 4.0 | 4000 | 1190 | LT4540R.2 | Kärcher LC2V80F-D | 764 | 286 | \$6,515 |

Dimensions: 48"L x 27"W x 30"H PG-20324 40"L x 27"W x 25"H E = Electric start engine (battery not included)

PC



Cold Water Gas Powered

Like the PG models, the PC cold-water pressure washers offer an array of options and features for cleaning multiple surfaces, but utilize direct-drive instead of belt-drive pumps. Each comes equipped with 50' of Landa's durable wire-braid high-pressure hose, and a thermal pump protector to prevent overheating while in bypass mode. Shock-absorbing rubber feet reduce vibration and prevent movement during operation, and handles on the front and back make these machines a breeze to load and unload.

- Up to 3.8 GPM / 4,000 PSI
- Direct-Drive Pump
- Rugged 10-G Steel Chassis
- Weather-Resistant Epoxy Powder Coat



| Model # | Part # | GPM | PSI | Pump RPM | Pump | Engine | CCs | Ship Wt (lbs) | List Price |
|------------|-------------|-----|------|----------|----------|-------------|-----|---------------|------------|
| PC3-27324 | 1.107-006.0 | 2.5 | 2700 | 3200 | LP2535G | Honda GX200 | 196 | 135 | \$2,585 |
| PC4-35324* | 1.107-008.0 | 3.8 | 3500 | 3200 | LS4040GS | Honda GX390 | 389 | 185 | \$3,335 |
| PC4-40324* | 1.107-224.0 | 3.5 | 4000 | 3200 | LS3540G3 | Honda GX390 | 389 | 188 | \$3,335 |

Dimensions: 35"L x 21"W x 24"H

HD ELECTRIC



Cold Water Electric Powered

Designed for versatility, the HD Electric carts are corrosion-resistant aluminum pressure washers that easily convert from a cart to a skid for maximum cleaning agility and durability. These reliable pressure washers have a low profile handle and compact footprint, making them easy to maneuver. They also offer a bypass loop for additional pump protection, a 7-year pump warranty and flat-free tires. All models are ETL certified to UL safety standards. Note: Skid feet sold separately.

- Up to 3.5 GPM / 2,000 PSI
- Corrosion-Resistant Aluminum Frame
- Converts Easily from Cart to Skid
- Commercial-Duty Crankcase Pump



| Model # | Part # | GPM | PSI | Pump | Pump RPM | Motor HP | Volts | Phase | Amps | Ship Wt (lbs) | List Price |
|-----------------|-------------|-----|------|----------|----------|----------|-------|-------|------|---------------|------------|
| HD 2.0/1000 Ed | 9.801-805.0 | 2.0 | 1000 | LFP2030S | 1725 | 1.5 | 120 | 1 | 15 | 162 | \$2,060 |
| HD 1.9/1300 Ed | 9.801-806.0 | 1.9 | 1300 | LFP2030S | 1725 | 2.0 | 120 | 1 | 20 | 175 | \$2,230 |
| HD 3.0/1000 Ed | 9.801-807.0 | 3.0 | 1000 | LF2830S | 1725 | 2.0 | 120 | 1 | 20 | 181 | \$2,325 |
| HD 3.5/2000 Ea | 9.801-808.0 | 3.5 | 2000 | LF3530F | 3450 | 5.0 | 230 | 1 | 22 | 182 | \$3,320 |
| HD 1.8/1350 Ed* | 9.801-809.0 | 1.8 | 1350 | LF2030F | 3450 | 2.0 | 120 | 1 | 17 | 180 | \$2,975 |

Dimensions: 41"L x 22"W x 25"H * HD 1.8/1350 Ed comes equipped with Auto Start/Stop

| Field Installed Options & Accessories | | List Price |
|---------------------------------------|--|------------|
| 9.807-754.0 | Skid Mount Feet | \$45.10 |
| 9.807-750.0 | 37.5" Long Handle | \$38.50 |
| 9.807-753.0 | Wand Holder | \$82.50 |
| 9.807-752.0 | Hose Storage Hook | \$93.50 |
| 9.807-751.0 | Handle with Hose Reel (mild steel anthracite handle) | \$417.00 |
| 8.753-572.0 | A+ Surface Cleaner SC21 | \$1,225.00 |
| 8.753-573.0 | A+ Surface Cleaner SC24 | \$1,360.00 |
| 9.302-243.0 | Legacy Turbo Nozzle, 4.0, 4350 PSI | \$122.00 |
| 8.710-620.0 | Legacy Superlite Stainless Steel Lance, 72" - 56.0 oz | \$149.00 |
| 8.711-105.0 | Rotating Nozzle, 3.0 | \$86.00 |
| 8.711-100.0 | Rotating Nozzle, 5.0 | \$86.00 |
| 8.925-228.0 | Landa Hose, 100' x 3/8" ID, 6000 PSI, 2-wire, smooth cover, black high pressure hose | \$299.00 |

PE



Cold Water Electric Powered

The PE is one of our most popular machines for everyday use. Only the highest-quality components are used on the PE, including our tri-plex high-pressure pump with 7-year warranty, industrial-duty Baldor motor, durable steel frame with welded seams, and a stainless steel point and shoot wand for cleaning effectiveness. The PE has a 24-inch hose guard for burst protection and tri-lingual operating instructions for owner liability assurance. Reduce cleaning time with features like front and back handles, leak-free pneumatic tires, and shock-absorbing, spring-loaded rubber feet to prevent "walking" while in operation.



- Up to 4.8 GPM / 3,000 PSI
- Belt-Drive Pump
- Steel Chassis with Weather-Resistant Finish

| Model # | Part # | GPM | PSI | Pump RPM | Pump | Motor HP | Volts | Phase | Amps | Ship Wt (lbs) | List Price |
|--------------|-------------|-----|------|----------|-----------|----------|-------|-------|------|---------------|------------|
| PE2A-15024D* | 1.106-105.0 | 1.8 | 1500 | 1650 | LB3030R | 2.0 | 120 | 1 | 21 | 193 | \$4,240 |
| PE3-11024D | 1.106-009.0 | 2.8 | 1000 | 1540 | LB3030R | 2.0 | 120 | 1 | 20 | 193 | \$4,465 |
| PE4-20024A | 1.106-010.0 | 4.2 | 2000 | 900 | LT6036R.2 | 6.2 | 230 | 1 | 27 | 285 | \$4,740 |
| PE4-20024B | 1.106-011.0 | 4.2 | 2000 | 900 | LT6036R.2 | 6.2 | 230 | 3 | 16 | 265 | \$4,740 |
| PE4-20024C | 1.106-012.0 | 4.2 | 2000 | 900 | LT6036R.2 | 6.2 | 460 | 3 | 8 | 266 | \$4,740 |
| PE4-30024A | 1.106-013.0 | 3.5 | 3000 | 800 | LT6036R.2 | 7.5 | 230 | 1 | 36 | 337 | \$5,355 |
| PE4-30024B | 1.106-014.0 | 3.5 | 3000 | 800 | LT6036R.2 | 7.5 | 230 | 3 | 21.5 | 270 | \$5,355 |
| PE4-30024C | 1.106-015.0 | 3.5 | 3000 | 800 | LT6036R.2 | 7.5 | 460 | 3 | 10.5 | 280 | \$5,355 |
| PE5-30024B | 1.106-016.0 | 4.8 | 3000 | 1060 | LT6036R.2 | 10.0 | 230 | 3 | 26.8 | 290 | \$6,270 |
| PE5-30024C | 1.106-017.0 | 4.8 | 3000 | 1060 | LT6036R.2 | 10.0 | 460 | 3 | 13.4 | 285 | \$6,270 |

Dimensions: 48"L x 28"W x 28"H PE3 44"L x 28"W x 26"H

* PE2A-15024D comes equipped with Auto Start/Stop, two yellow nozzles, two green nozzles, and a variable pressure wand. Contact your local dealer for more details.

SEA



**Cold Water
Electric Powered**

This top-of-the-line stationary cold-water series features a heavy-duty stainless steel or mild steel cabinet and comes standard with an insulated variable pressure wand, 50' of hose, and time delay shutdown. Available options include our LanCom wireless remote control, floor stand, and wall mount bracket assembly. This unit is ideal for cleaning a variety of indoor surfaces, and can be plumbed for plug-and-wash outdoor applications as well.

- Up to 4.2 GPM / 3,000 PSI
- Belt-Drive Pump
- Optional Remote Operation



| Model # | Part # | Cabinet | GPM | PSI | Pump RPM | Pump | Motor HP | Volts | Phase | Amps | Ship Wt (lbs) | List Price |
|-------------|-------------|---------|-----|------|----------|-----------|----------|-------|-------|------|---------------|------------|
| SEA3-11024D | 1.106-500.0 | SS | 2.8 | 1000 | 1540 | LB3030R | 2.0 | 120 | 1 | 20 | 210 | \$4,925 |
| SEA4-20024A | 1.106-501.0 | SS | 4.2 | 2000 | 1013 | LT6036R.2 | 6.2 | 230 | 1 | 28 | 280 | \$5,795 |
| SEA4-20024B | 1.106-502.0 | SS | 4.2 | 2000 | 1013 | LT6036R.2 | 6.2 | 230 | 3 | 16 | 220 | \$5,915 |
| SEA4-20024C | 1.106-503.0 | SS | 4.2 | 2000 | 1013 | LT6036R.2 | 6.2 | 460 | 3 | 7.2 | 220 | \$5,915 |
| SEA4-20024G | 1.106-505.0 | SS | 4.2 | 2000 | 997 | LT6036R.2 | 6.2 | 208 | 1 | 30 | 297 | \$5,915 |
| SEA4-20024H | 1.106-506.0 | SS | 4.2 | 2000 | 1028 | LT6036R.2 | 6.2 | 208 | 3 | 18.5 | 220 | \$5,915 |
| SEA4-30024B | 1.106-507.0 | SS | 3.5 | 3000 | 943 | LT6036R.2 | 7.5 | 230 | 3 | 21.5 | 235 | \$6,445 |
| SEA4-30024C | 1.106-508.0 | SS | 3.5 | 3000 | 943 | LT6036R.2 | 7.5 | 460 | 3 | 10.5 | 305 | \$6,445 |
| SEA3-11024D | 1.106-583.0 | MS | 2.8 | 1000 | 1500 | LB3030R | 2.0 | 120 | 1 | 20 | 275 | \$4,125 |
| SEA4-20024A | 1.106-584.0 | MS | 4.2 | 2000 | 1281 | LM4035R.3 | 6.2 | 230 | 1 | 29 | 275 | \$4,940 |
| SEA4-20024B | 1.106-585.0 | MS | 4.2 | 2000 | 1281 | LM4035R.3 | 6.2 | 230 | 3 | 11 | 275 | \$4,940 |
| SEA4-20024C | 1.106-586.0 | MS | 4.2 | 2000 | 1281 | LM4035R.3 | 6.2 | 460 | 3 | 11 | 275 | \$4,940 |
| SEA4-20024H | 1.106-587.0 | MS | 4.2 | 2000 | 1281 | LM4035R.3 | 6.2 | 208 | 3 | 16 | 275 | \$4,940 |
| SEA4-30024B | 1.106-588.0 | MS | 3.5 | 3000 | 1070 | LM4035R.3 | 7.5 | 230 | 3 | 19 | 275 | \$5,590 |
| SEA4-30024C | 1.106-589.0 | MS | 3.5 | 3000 | 1070 | LM4035R.3 | 7.5 | 460 | 3 | 11 | 275 | \$5,215 |

Dimensions: 31"L x 21"W x 16"H

| Field Installed Options & Accessories | List Price |
|---|------------|
| 9.801-036.0 Cox Hose Reel Kit (floor stand / wall mount) | \$619.00 |
| 8.903-521.0 E-Zee Hose Reel & Mounting Kit | \$341.00 |
| 9.802-265.0 Hose Reel, Mini, (fits wall bracket, 150' capacity) | \$450.00 |
| 8.711-860.0 Hose Reel, Mini, (fits wall bracket, 100' capacity) | \$420.00 |
| 8.903-040.0 24" Floor Stand | \$585.00 |
| 9.801-035.0 Wheel Kit (4 casters) for Floor Stands | \$649.00 |
| 9.801-031.0 Wheel Kit with Detergent Rack | \$758.00 |
| 9.801-034.0 36" Floor Stand | \$656.00 |
| 8.903-617.0 36" Floor Stand (stainless steel) | \$947.00 |
| Mild Steel Models Only | |
| 8.903-045.0 Time Delay Shutdown Kit 120v 1ph ♦ | \$469.00 |
| 8.929-374.0 Time Delay Shutdown Kit 208/230v 1ph ♦ | \$453.00 |
| 8.903-041.0 Time Delay Shutdown Kit 3ph ♦ | \$469.00 |
| 8.929-376.0 Auto start/Stop Kit 120v 1ph ♦ | \$453.00 |
| 8.929-377.0 Auto Start/Stop Kit 208/230v 1ph ♦ | \$453.00 |
| 8.903-047.0 Auto Start/Stop Kit 3ph ♦ | \$469.00 |
| 9.801-033.0 Wall Mount Bracket Assembly | \$220.00 |

| Field Installed Options & Accessories | List Price |
|---|------------|
| Stainless Steel Models Only | |
| 8.929-497.0 LanCom Kit 1-step 460V 3 ph ♦ ◊ ■ | \$1,400.00 |
| 8.929-498.0 LanCom Kit 2-step 460V 3 ph ♦ ◊ ■ | \$1,770.00 |
| 8.930-163.0 LanCom Kit 1-step 208/230V 3ph ♦ ◊ ■ | \$1,400.00 |
| 8.930-177.0 LanCom Kit 2 step 208/230V 3ph ♦ ◊ ■ | \$1,770.00 |
| 8.929-382.0 LanCom Kit 1-step 208/230v 1 ph ♦ ◊ ■ | \$1,375.00 |
| 8.929-383.0 LanCom Kit 2-step 208/230v 1ph ♦ ◊ ■ | \$1,735.00 |
| 8.903-461.0 Remote On/Off Switch Option (Time Delay units only) ♦ • | \$108.00 |
| 8.930-358.0 Additional LanCom Remote | \$696.00 |
| 8.903-619.0 Wall Mount Bracket Assembly | \$676.00 |
| 8.903-511.0 Auto Start/Stop Kit 208/230/460v 3ph ♦ | \$48.20 |
| 8.929-380.0 Auto Start/Stop Kit 120v 1ph ♦ | \$47.10 |
| 8.929-381.0 Auto Start/Stop Kit 208/230 1ph ♦ | \$47.10 |
| 8.904-527.0 Wheel Kit with Detergent Rack (stainless steel) | \$1,850.00 |
| 8.903-448.0 Float Tank Option with Inlet Soap Injection ♦ • | \$576.00 |
| ♦ Factory Installed | |
| • Not compatible with LanCom ◊ Not compatible with Float Tank options | |
| ■ Not available on stainless steel model SEA3-11024D | |

MPE

Cold Water Electric Powered



With a variety of available motors delivering up to 5000 PSI, there is no other cold water pressure washer on the market with such versatility and blasting power as these series offer. Portable and rugged, they come equipped with a high-impact steel roll cage and lifting bar and four 13" flat-free tires for easy all-terrain maneuverability, making them excellent choices for tackling a variety of cleaning sites. They include 50' of high-pressure hose rated up to 6000 PSI - more than enough for removing the toughest dirt and grime from your equipment.

- Up to 5 GPM / 5,000 PSI
- Belt-Drive Pump
- High-Impact Steel Roll Cage with Lifting Bar



| Model # | Part # | GPM | PSI | Pump RPM | Pump | Motor HP | Volts | Phase | Amps | Ship Wt (lbs) | List Price |
|-------------|-------------|-----|------|----------|---------|----------|-------|-------|------|---------------|------------|
| MPE5-50024B | 1.106-001.0 | 5.0 | 5000 | 1740 | LX5450R | 20.0 | 230 | 3 | 48 | 534 | \$10,250 |
| MPE5-50024C | 1.106-002.0 | 5.0 | 5000 | 1740 | LX5450R | 20.0 | 460 | 3 | 26 | 534 | \$10,250 |

Dimensions: 42"L x 26"W x 30"H

| Field Installed Options & Accessories | | List Price |
|---------------------------------------|---|------------|
| 9.801-028.0 | E-Zee Hose Reel Kit, (single axle, 100' capacity) | \$425.00 |
| 9.801-029.0 | Non-Pivot Hose Reel Kit, (tandem axle, 100' capacity) | \$707.00 |

ZEF



**Cold Water
Electric Powered**

When it comes to convenience, the ZEF can't be beat. This tough handheld unit is designed specifically for cleaning in tight quarters and comes standard with a remote on/off switch and Auto Start/Stop. An optional wall mount and wand holder kit is available for those shops where space is at a premium. An extra set of illustrated operation and warning stickers can be placed at eye level, ensuring the safety of all employees in your plant. While it is an excellent choice for cleaning indoor work areas and equipment, its industrial-strength motor and rugged frame make it an effective choice for outdoor jobs, as well.

- 1.8 GPM / 1,400 PSI
- Direct-Drive Pump
- Remote Wall Switch & Auto Start/Stop included



| Model # | Part # | GPM | PSI | Pump Drive | Pump RPM | Pump | Motor HP | Volts | Phase | Amps | Ship Wt (lbs) | List Price |
|-------------|-------------|-----|------|------------|----------|----------|----------|-------|-------|------|---------------|------------|
| ZEF2-14024D | 1.107-090.0 | 1.8 | 1400 | Triples | 1725 | LFP2030S | 2.0 | 120 | 1 | 20 | 125 | \$2,405 |

Dimensions: 20"L x 19"W x 17"H

| Field Installed Options & Accessories | | List Price |
|---------------------------------------|---|------------|
| 8.920-952.0 | Wall Mount & Wand Holder | \$330.00 |
| 8.904-464.0 | Quick-Coupled Soap Injector, 6' Poly Tubing | \$109.00 |

HOT WATER GENERATORS



Model 5.0/30 Ed

Model Hot Box

Compact & Portable

Add hot water cleaning economically. Durable and reliable design for attaching to a cold water pressure washer. Our Compact Mobile Series water heaters provide supplemental heat to cold water machines, giving users the benefit of hot water cleaning when it's needed and the convenience of the portable cold water washer. Effectively heats water at a rate of up to 5 gallons per minute.

- Heater add-on for cold water pressure washers
- Effective heating of up to 5 GPM
- Heavy-duty steel cabinet protected by epoxy powder coat
- Portable, compact size



| Model # | Part # | GPM | PSI | Electrical | Amps | BTU/Hour | Heated by | Ship Wt (lbs) | List Price |
|------------------|-------------|---------|------|------------|------|----------|------------------|---------------|------------|
| Heater 5.0/30 Ed | 1.575-650.0 | Up to 5 | 3000 | 120V | 5 | 300,000 | Diesel | 330 | \$4,555 |
| Hot Box | 1.103-910.0 | Up to 5 | 3000 | 120V | 5 | 300,000 | Diesel, kerosene | 320 | \$5,095 |

HDS Heater Dimensions: 35"L x 47"W x 50"H Hot Box Series Dimensions: 27"L x 37"W x 39"H

STATIONARY HOT WATER GENERATORS



Model 9462

Model 9452



Heating Modules That Pack A Punch

The Stationary Hot Water Generator Series heating modules offer the flexibility to “convert” a cold water pressure washer into a hot water unit. By attaching the heating module to a cold water pressure washer the pressurized water is now heated to produce all the benefits of hot water cleaning. The four models use fuel oil, diesel or natural gas to heat the water using high-efficiency, vertical heating coil. All models are equipped with a flow switch to control the burner.

Fuel burner types available:

- Diesel
- Kerosene
- Home Heating Oil
- Natural Gas
- LP Gas (optional)

- Heater add-on for cold water pressure washers
- Effective heating of up to 10 GPM
- Heavy-duty steel cabinet protected by epoxy powder coat finish
- Flow switch for burner control
- Great for food processing, oil field and trucking applications

| Model # | Part # | GPM | PSI | Electrical | Amps | BTU/Hour | Heated by | Ship Wt (lbs) | List Price |
|---------|-------------|-----|------|------------|------|----------|-------------------|---------------|------------|
| 9450 | 1.103-905.0 | 10 | 3200 | 115V | 8 | 700,000 | Oil-Fired | 525 | \$8,545 |
| 9452 | 1.103-906.0 | 10 | 3200 | 115V | 8 | 540,000 | Natural-Gas-Fired | 500 | \$8,240 |
| 9460 | 1.103-907.0 | 10 | 3200 | 115V | 8 | 920,000 | Oil-Fired | 920 | \$13,490 |
| 9462 | 1.103-908.0 | 10 | 3200 | 115V | 8 | 920,000 | Natural-Gas-Fired | 935 | \$12,740 |

9450/9452 Series Dimensions: 32.5”L x 25”W x 50.5”H 9460/9462 Series Dimensions: 40.5”L x 32”W x 65”H

| Field Installed Options & Accessories | | List Price |
|---------------------------------------|---|------------|
| 8.903-076.0 | Natural-Gas to LP Conversion for Model 9452 ♦ | \$201.00 |
| 8.903-075.0 | Natural-Gas to LP Conversion for Model 9462 ♦ | \$201.00 |
| 9.801-040.0 | 10” Natural Gas-Fired Draft Diverter for Model 9452 | \$197.00 |
| 8.717-730.0 | 12” Natural Gas-Fired Draft Diverter for Model 9462 | \$309.00 |
| 8.749-806.0 | 10” Power Dampener | \$443.00 |
| 8.753-171.0 | 12” Power Dampener | \$476.00 |
| 8.749-807.0 | Power Dampener Wiring Harness | \$124.00 |

♦ Factory Installed

MWP RECOVERY



Siphone Muddy Waters Away

Stop wash water from flowing down a drain or away from your area by collecting the wastewater from pressure washing. As EPA laws become more prevalent and strive to conserve water quality, contract cleaners and construction sites will need to recover their wash water and runoff. Eliminate the problem with the MWP Recovery series which is capable of recovering and transferring up to 30 gpm of water and transferring to a holding tank. Its small footprint allows the MWP to be mounted on a trailer. Be fully in control of water flow with the optional water dikes and drain covers to stop water from flowing down a drain or away from your site. Comes standard with 50' feet of vacuum hose and a scupper head.

- 3 Stage Vacuum Motor delivers 100 CFM, 100" sealed lift vacuum with simple curbside controls for easy use
- Rated for water up to 120°F and compatible with hot water machines
- Bolt-on mounting system configured on the base to mount to a trailer for portability from site to site or optional caster wheel kit
- Drain port and filter basket work together to keep sludge from clogging



| Model # | Part # | Electrical | Amps | Tank | Vac Motor | Recovery | Ship Wt (lbs) | List Price |
|---------|-------------|------------|------|-----------|----------------------------------|----------|---------------|------------|
| MWP-30E | 1.103-518.0 | 120V | 15 | 27 Gallon | 3 Stage 100 CFM 100" Sealed Lift | 30 gpm | 127 | \$2,570 |

Dimensions: 24"L x 27"W x 59"H

Field Installed Options & Accessories

| | List Price |
|---|------------|
| 9.113-972.0 Surface Cleaner w/Vac Recovery, 21" | \$1,255.00 |
| 8.928-887.0 Caster Wheel Kit | \$129.00 |
| 8.925-858.0 Vacuum Discharge Hose Kit | \$219.00 |
| 8.618-451.0 50' of High Temp 2" Vacuum Hose | \$244.00 |
| 8.928-850.0 Scupper Head | \$104.00 |

Drain Covers and Water Dikes

| | List Price |
|--|------------|
| 8.751-135.0 Drain Cover, 36" x 36", 30oz PVC | \$442.00 |
| 8.751-136.0 Drain Cover, 48" x 48", 30oz PVC | \$527.00 |
| 8.751-137.0 Drain Cover, 48" x 48", Urethane | \$555.00 |
| 8.751-138.0 Water Dike, 10', 22oz PVC | \$261.00 |
| 8.751-139.0 Water Dike, 10', 40oz Urethane | \$397.00 |
| 8.751-140.0 Water Dike, 20', 22oz PVC | \$364.00 |
| 8.751-141.0 Water Dike, 20', 40oz Urethane | \$573.00 |



SPECIALS



2024 SPECIAL ORDER PRICE LIST

Landa supplements its standard line of hot and cold water pressure washers with an extensive offering of special models configured to meet a customer's unique needs. All specials fall under two categories:

PRICE LIST SPECIALS : NO QUOTE REQUIRED

Most special applications can be satisfied by choosing from one of the Price List Special models shown in this section. All items may be ordered through any customer service representative and do not require a specials quote. Note that lead times for these items are listed in this price list and are subject to change with extended lead times.

These models allow you to add specially configured options to current standard Landa models. Pricing for these units is determined simply by taking the regular equipment price and adding the cost of the option. Some of the items in this price list are former standard models that were made "obsolete" due to lack of demand. The list price for these models may reflect the added costs associated with building a non-standard unit.

SPECIAL ORDERS : QUOTE REQUIRED

Machine modifications that do not appear in this price list may also be requested. These Special Order machines fall into the category of true hybrid equipment. They are designed and built specifically to meet a customer's unique specifications.

Hybrid specials must go through a complete quote process. The quote will include administrative as well as labor and material costs, such as component costs, engineering time and materials, assembly labor, and order processing costs.

Please note that the mission of our Special Order department is to generate timely quotes and manufacture the highest quality in customized equipment. Please avoid using this department for the following:

- Changes to match bid specs on a competitor unit. (Invariably the cost of going through specials will negate the ability to compete on a bid against a competitor's standard model.)
- Remove features or components to lower your cost on the unit.
- Design wholly new equipment that is not currently in the Landa line, unless the quantity is sufficient to recover Landa's engineering costs.

REQUEST A CUSTOM QUOTE ON INFONET

Log in to Infonet or scan the QR code on your mobile device. Once logged in, navigate to *Sales > Special Request Form*. Complete the form, providing as much detail as possible.

We will respond to your request within 1 business day with a quote. In cases where the quote requires factors outside of our control, we will advise you of the exception and provide an ETA.



Unless otherwise stated, modified machines are not listed with ETL or ETLc certification standards.

| Series/Model | Description of Value Added | List Price |
|--------------|----------------------------|------------|
|--------------|----------------------------|------------|

PHW

Hot Water, Mobile, Electric-Powered, Diesel/Oil-Heated

| | | |
|-------------|---|----------|
| PHW5-30024H | Model: 4.8 GPM, 3000 PSI, 10 HP, 208V 3ph | \$13,510 |
| PHW5-30024F | Model: 4.8 GPM, 3000 PSI, 10 HP, 575V 3ph | \$13,700 |



PGDC

Hot Water, Skid Mounted, Gasoline-Powered, Diesel/Oil-Heated

| | | |
|--------------|---|----------|
| PGDC5-35324E | Model: 4.7 GPM, 3500 PSI, 2400W generator | \$15,780 |
| PDHW4-20824E | Model: 4.2GPM, 2000psi, KD440 Kohler diesel engine, 120V burner | \$22,650 |
| All models | Steam combination with pump-mounted valve | \$615 |
| All models | Adjustable thermostat | \$615 |
| All models | Hour meter | \$615 |



PGHW

Hot Water, Skid Mounted, Gasoline-Powered, Diesel/Oil-Heated

| | | |
|--------------|---|----------|
| PGHW5-35324E | Model: 4.7 GPM, 3500 PSI, 4000W generator | \$17,600 |
|--------------|---|----------|



SDHW

Hot Water, Skid Mounted, Diesel-Powered, Diesel/Oil-Heated

| | | |
|--------------------------|--|----------|
| SDHW6-3500 (1.110-516.0) | Model: 5.2GPM, 3500psi, 26hp Kohler diesel engine, Black | \$35,615 |
| SDHW6-3500 (1.110-560.0) | Model: 5.2GPM, 3500psi, 26hp Kohler diesel engine, Tan | \$35,615 |



VHP

Hot Water, Mobile, Electric-Powered, LP Gas-Heated

| | | |
|---------------|--|----------|
| All models | Steam combination with pump-mounted valve | \$615 |
| All models | Natural gas conversion | \$615 |
| VHP3-20024B,C | Model: 2.5 GPM, 2000 PSI, 5 HP, 230/460V 3ph | \$11,200 |



SPECIALS

Unless otherwise stated, modified machines are not listed with ETL or ETLc certification standards.

| Series/Model | Description of Value Added | List Price |
|--------------|----------------------------|------------|
|--------------|----------------------------|------------|

EHW

Hot Water, Electric-Powered, Electric-Heated

| | | |
|-----------------------|--|----------|
| All models | Auto start/stop conversion from time delay | \$475 |
| All models | Float tank option | \$880 |
| All models | LanCom wireless remote w/ auto start/stop upgrade, 1 wash cycle | \$1,800 |
| All models | LanCom wireless remote w/ auto start/stop upgrade, 2 wash cycles | \$2,100 |
| All models | Stainless steel exterior heater box upgrade | \$2,150 |
| EHW4-20024B | Model: 4.2 GPM, 2000 PSI, 6.2 HP, 230V 3ph | \$18,200 |
| EHW4-30024B | Model: 3.5 GPM, 3000 PSI, 7.5 HP, 230V 3ph | \$19,000 |
| EHW - Heater Box Only | 40.5 KW, 460V 3ph | \$10,195 |
| EHW - Heater Box Only | 40.5 KW, 575V 3ph | \$10,500 |



SEA

Cold Water, Stationary, Electric-Powered, Belt-Drive Pump

| | | |
|---------------|--|---------|
| All models | Hour Meter | \$600 |
| All models | LanCom wireless remote w/ auto start/stop upgrade, 1 wash cycle | \$1,815 |
| All models | LanCom wireless remote w/ auto start/stop upgrade, 2 wash cycles | \$2,100 |
| All models | LanCom wireless remote w/ float tank, 1 wash cycle, time delay | \$2,500 |
| All models | LanCom wireless remote w/ float tank, 2 wash cycles, time delay | \$2,780 |
| All models | LanCom wireless remote w/ float tank, 1 wash cycle, auto start/stop | \$2,620 |
| All models | LanCom wireless remote w/ float tank, 2 wash cycles, auto start/stop | \$2,925 |
| SEA4-20024F | Model: 3.5 GPM, 2000 PSI, 5 HP, 575V 3ph | \$6,950 |
| SEA4-30024A* | Model: 3.5 GPM, 3000 PSI, 7.5 HP, 230V 1ph | \$7,500 |
| SEA4-30024H | Model: 3.5 GPM, 3000 PSI, 7.5 HP, 208V 3ph | \$7,360 |
| SEA4-30024F | Model: 3.5 GPM, 3000 PSI, 7.5 HP, 575V 3ph | \$7,360 |
| SEA5-30024B,C | Model: 4.8 GPM, 3000 PSI, 10 HP, 230V / 460V 3ph | \$7,915 |
| SEA5-30024H | Model: 4.8 GPM, 3000 PSI, 10 HP, 208V 3ph | \$7,915 |
| SEA5-30024F | Model: 4.8 GPM, 3000 PSI, 10 HP, 575V 3ph | \$7,915 |



* GFCI not included

Unless otherwise stated, modified machines are not listed with ETL or ETLc certification standards.

| Series/Model | Description of Value Added | List Price |
|--------------|----------------------------|------------|
|--------------|----------------------------|------------|

MP-MPE

Cold Water, Gasoline- or Electric-Powered

| | | |
|---------------------|---|----------|
| MP-803000E | Model: 7.8 GPM, 3000 PSI, Landa pump | \$12,400 |
| MP-102000E | Model: 10.6 GPM, 2000 PSI, Landa pump | \$12,400 |
| MPE - 5-5000 models | Time delay shutdown or Auto Start-Stop option | \$1,240 |
| MPE5-30024A | Model: 5.0 GPM, 3000 PSI, 10 HP, 230V 1ph, Landa pump | \$11,550 |
| MPE5-50024H | Model: 5.0 GPM, 5000 PSI, 20 HP, 208V 3ph, Landa pump | \$13,580 |
| MPE5-50024F | Model: 5.0 GPM, 5000 PSI, 20 HP, 575V 3ph, Landa pump | \$13,245 |
| MPE8-30024B,C | Model: 7.8 GPM, 3000 PSI, 20 HP, 230/460V 3 ph, Landa pump | \$12,990 |
| MPE10-20024B,C | Model: 10.6 GPM, 2000 PSI, 20 HP, 230/460V 3 ph, Landa pump | \$12,990 |



PE

Cold Water, Electric-Powered, Belt-Drive Pump

| | | |
|---------------|---|---------|
| All PE models | Auto start/stop with shutdown | \$1,150 |
| All PE models | Time-delay shutdown | \$1,150 |
| PE4-20024G* | Model: 4.2 GPM, 2000 PSI, 6.2 HP, 208V 1ph | \$6,700 |
| PE4-20024H | Model: 4.2 GPM, 2000 PSI, 6.2 HP, 208V 3ph | \$6,700 |
| PE4-20024F | Model: 3.5 GPM, 2000 PSI, 5 HP, 575V 3ph | \$6,700 |
| PE4-30024G* | Model: 3.5 GPM, 3000 PSI, 7.5 HP, 208V 1ph | \$7,120 |
| PE4-30024H | Model: 3.5 GPM, 3000 PSI, 7.5 HP, 208V 3ph | \$7,120 |
| PE4-30024F | Model: 3.5 GPM, 3000 PSI, 7.5 HP, 575V 3ph | \$7,120 |
| PE5-30024A* | Model: 4.8 GPM, 3000 PSI, 10 HP, 230V 1ph (includes GFCI) | \$9,980 |
| PE5-30024H | Model: 4.8 GPM, 3000 PSI, 10 HP, 208V 3ph | \$8,100 |
| PE5-30024F | Model: 4.8 GPM, 3000 PSI, 10 HP, 575V 3ph | \$8,100 |

* GFCI not included



SPE & HIGH FLOW

Cold Water, Stationary or Skid, Electric-Powered (SPE)

| | | |
|------------------|---|----------|
| SPE6-30024B,C | Model: 6.0 GPM, 3000 PSI, 15 HP, 230V / 460V 3 ph | \$11,050 |
| SPE8-30024B,C | Model: 8.0 GPM, 3000 PSI, 20 HP, 230V / 460V 3 ph | \$12,070 |
| SPE10-20024B,C | Model: 10 GPM, 2000 PSI, 15 HP, 230V / 460V 3 ph | \$11,700 |
| SPE- All models | Auto start/stop with shutdown | \$1,240 |
| SPE - All models | Time-delay shutdown | \$1,240 |



COMPARISON CHARTS

HOT WATER PRESSURE WASHER COMPARISON CHART

HOT



PHW



MHC



PGDC



PGHW



| Power Type | Electric | Electric | Gasoline | Gasoline | Gasoline |
|---|----------------|----------------|----------------|----------|----------|
| Landa 5000 PSI Trigger Gun | | | | | ■* |
| 3 Hardened Stainless Steel Nozzles (0°,15°,25°,40°) | 15° only | ■ | ■ | ■ | ■ |
| Durable Variable Pressure Wand | ■ | ■ | ■ | ■ | ■ |
| 2-Wire Landa Hose Rated for 6000 PSI | □ | □ | ■ | ■ | ■ |
| Heating Source | Diesel | Diesel | Diesel | Diesel | Diesel |
| Diesel tank capacity (gal) | 5-6 | 10 | 10 | 9.25 | 10 |
| Diesel Burner Voltage | 120V - 230V AC | 120V - 230V AC | 12V DC | 12V DC | 120V AC |
| Adjustable Thermostat | ■ | ■ | ■ | ■ | ■ |
| LP Gas Conversion | | | | | |
| Pump Drive | Direct or Belt | Belt | Direct or Belt | Belt | Belt |
| Triplex Landa Pump with 7 year warranty | ■ | ■ | ■ | ■ | ■ |
| AC Voltmeter | | | | | ■* |
| Auto Start/Stop | | □ | | | |
| Caster Wheel Kit | □ | □ | □ | | |
| Cool-Bypass (Patent US 8,496,188 B2) | | ■ | | | ■ |
| Downstream Detergent Injector | ■ | □ | ■ | ■ | |
| Electrical Generator | | | | | ■ |
| Electronic Ignition (no standing pilot light) | | | | | |
| Fuel Cap and Gauge | ■ | ■ | | | |
| Ground Fault Circuit Interrupter (1-phase only) | ■ | ■ | | | |
| High-Pressure Detergent Injection | □ | ■ | | □ | ■ |
| Hour Meter | □ | ■ | ■ | | ■ |
| Wireless Remote | | □ | | | |
| Magnetic Start Switch | | ■ | | | |
| Oil/Water Separator in Fuel Line | □ | ■ | □ | □ | ■ |
| Polyethylene Float Tank | □ | ■ | □ | □ | ■ |
| Stainless Steel Coil Wrap | ■* | ■ | ■ | ■ | ■ |
| Time Delay Shutdown | | □ | | | |
| Tru-Tite System | | | | | |
| Tru-Trac Technology | | ■ | | | |
| Vibration Isolated Platform | | | | ■ | ■ |
| Wet-Steam Combination | □ | □ | | | □ |

■ Standard Feature

□ Available Feature

* Applies to specific models within series

** Standard for gasoline models, optional for diesel

| PDHW | SLT | SLX | VHP | ENG | VHG | EHW |
|---|---|---|---|--|---|---|
|  |  |  |  |  |  |  |
| Diesel | Gas or Diesel | Gas or Diesel | Electric | Electric | Electric | Electric |
| | ■* | ■ | | ■* | ■* | |
| ■ | ■ | ■ | 15° only | 0°,15°,40° only | ■ | ■ |
| ■ | ■ | ■ | ■ | | ■ | ■ |
| ■ | ■ | ■ | □ | ■* | ■ | ■ |
| Diesel | Diesel | Diesel | LP | NG or LP | NG or LP | Electric |
| 22 | 15-26-30-40 | 15-26-30-40 | | | | |
| 12V DC - 120V AC | 120V AC | 120V AC | | | | |
| ■ | ■ | ■ | | ■ | ■ | |
| | | | ■ | □ | □ | |
| Belt | Belt | Belt | Belt | Belt | Belt | Belt |
| ■ | ■ | ■ | ■ | ■ | ■ | ■ |
| | ■ | ■ | | | | |
| | | | | □ | ■ | |
| | | | | ■ | ■ | |
| □ | □ | □ | ■ | □ | □ | ■ |
| ■* | ■ | ■ | | ■ | ■ | |
| | | | □ | ■ | ■ | |
| | | | ■ | | | |
| □ | ■** | ■** | | ■ | ■ | |
| ■ | ■ | ■ | | ■ | | |
| | | | | □ | □ | □ |
| | | | | ■ | ■ | ■ |
| ■ | ■ | ■ | | | | |
| □ | □ | □ | | ■ | ■ | |
| ■ | ■ | ■ | | | | |
| | | | | □ | □ | ■ |
| | | | | ■ | | |
| ■ | ■ | ■ | | | | |
| □ | □ | □ | | □ | | |

COLD WATER PRESSURE WASHER COMPARISON CHART

HD Gas



MP HD 3.4/30D Cage



PG






| Power Type | Gasoline | Gas or Diesel | Gasoline |
|---|----------------|-------------------------|----------|
| Landa 5000 PSI Trigger Gun | | ■* | |
| 3 Hardened Stainless Steel Nozzles (15°,25°,40°) | ■ | ■ | ■ |
| Durable Variable Pressure Wand | | ■* | ■* |
| 2-Wire Landa Hose Rated for 6000 PSI | | ■ | ■ |
| Pump Drive | Belt or Direct | Belt | Belt |
| Triplex Landa Pump with 7-Year warranty | ■ | ■ | ■ |
| Axial High-Pressure Pump with 1-Year Warranty | | | |
| Auto Start/Stop | | | □* |
| Downstream Detergent Injector | | ■ | ■ |
| Easy-Start Valve (265cc and above gasoline models only) | | ■ | ■ |
| Ground Fault Circuit Interrupter (1-phase electric models only) | | | ■* |
| Heavy-Duty Roll Cage | | ■ *Stainless Steel * | |
| Wireless Remote | | | |
| Magnetic Start Switch | | ■ | ■ |
| Spring-Loaded Shock-Absorbing Feet | | | ■ |
| Time Delay Shutdown | | | |
| Tubed Pneumatic Tires | | | |
| Flat Free Tires | ■ | ■ | ■ |

■ Standard Feature

□ Available Feature

* Applies to specific models within series

** Standard for gasoline models, optional for diesel

| PC | HD Electric | PE | SEA | MPE | ZEF |
|---|---|---|--|---|---|
|  |  |  |  |  |  |
| Gasoline | Electric | Electric | Electric | Electric | Electric |
| | | | | ■ | |
| ■ | ■ | ■ | ■ | ■ | 15° only |
| | | ■* | ■ | ■* | □ |
| □ | | ■ | □ | ■ | □ |
| Direct | Direct | Belt | Belt | Belt | Direct |
| ■ | ■ | ■ | ■ | ■ | ■ |
| | | | | | |
| □* | | ■* | □ | | ■** |
| ■ | | ■ | ■ | ■ | □ |
| | | ■ | | ■ | |
| ■* | | ■* | ■ | | ■ |
| | | | | ■ | |
| | | | □ | | |
| | | ■ | ■ | ■ | |
| | | ■ | | | |
| | | | □ | | |
| ■ | | | | | |
| | ■ | ■ | | ■ | |

FLOOR CARE

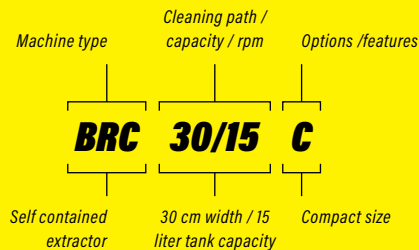


*BD 50/50 C Bp Classic
Walk-Behind Scrubber*

HOW TO IDENTIFY FLOOR CARE EQUIPMENT

It's easier than you think.

All Kärcher branded machines are named systematically so that every machine name explains what the product is. For example, the name of a backpack vacuum would start with "BV". Not all names translate as directly, for example, all sweeper names start with "KM". The numbers in the name refer to the width of the cleaning path, machine's holding capacity, and/or motor speed. Any additional information following the numbers explains some of the additional benefits of the machine, for example, "Bp" means battery-powered. Use the tables below to help you identify the details of your Kärcher machine.



CVS 65/1 BP

CVS = vacuum sweeper
65 = 65 cm/26 in cleaning path
1 = number of motors
Bp = battery powered



KM 90/60 R BP

KM = sweeper
90 = sweeping path in cm
60 = combined hopper size in liters
R = ride-on
Bp = battery powered



BR 75/75 W BP

BR = scrubber with cylindrical brushes
75 = cleaning path in cm
75 = tank volume in liters
W = walk-behind w/ traction drive
Bp = battery powered



MACHINE TYPE

| Code | Feature |
|--------|-----------------------------------|
| AB | Air blower |
| AP | All purpose multi-surface cleaner |
| B | Scrubber |
| BD | Scrubber with disc brushes |
| BDP | Burnisher |
| BDS | Floor machine |
| BR | Scrubber with cylindrical brushes |
| BRC | Self contained extractor |
| BV | Backpack vacuum |
| CV | Vacuum |
| CVS | Vacuum Sweeper |
| EB | Compact sweeper |
| HD | Cold water pressure washer |
| HDS | Hot water pressure washer |
| KM | Sweeper |
| NT | Wet/dry vacuum |
| PS | Portable sprayer |
| Puzzi™ | Spotter or box & wand extractor |
| SG | Gum remover |
| SGV | Steamer |
| T | Canister vacuum |

CLEANING PATH

| CM | Inches |
|-------|--------|
| 30 | 12 |
| 35/36 | 14 |
| 38 | 15 |
| 40 | 16 |
| 43 | 17 |
| 45 | 18 |
| 51 | 20 |
| 55 | 22 |
| 60 | 24 |
| 65 | 26 |
| 71 | 28 |
| 75 | 30 |
| 90 | 36 |
| 100 | 40 |

CAPACITY

| Liters | Gallons |
|--------|---------|
| 4 | 1 |
| 10 | 2.64 |
| 12 | 3.17 |
| 25 | 6.6 |
| 40 | 10.6 |
| 50 | 13.21 |
| 60 | 15.85 |
| 70 | 18.49 |
| 75 | 19.81 |
| 80 | 21.13 |
| 90 | 23.78 |
| 120 | 31.7 |
| 150 | 39.63 |
| 250 | 66.04 |

OPTIONS / FEATURES

| Code | Option |
|------|--|
| AP | Semi-automatic filter cleaning system |
| Bp | Battery powered |
| C | Scrubbers = pad assist, extractors = compact |
| D | Disc brush |
| HEPA | HEPA level air filtration |
| LPG | Liquid propane gas |
| R | Cylindrical brush |
| R | Ride-on machine |
| S | Orbital |
| TACT | Triggered Aircraft Cleaning Technology |
| Te | Automatic Power Outlet |
| W | Scrubbers = traction drive, extractors = walk-behind |

EB 30/1



The quick clean-up tool.

This ultra-quiet and compact sweeper is perfect for quick clean-ups in busy and crowded areas. The rechargeable battery pack ensures safety by eliminating trip hazards. The EB 30/1 is built to handle small cleaning jobs in professional working environments.

- Cordless electric sweeper designed for commercial applications.
- Flexible and professional interim clean-up
- Powerful, rechargeable battery provides for up to 45 minutes of operation on hard surface, and up to 30 minutes on carpet.
- Extremely quiet operation allows for cleaning even during business hours, making it ideal for use in noise sensitive areas
- Optional high-speed battery charger available for complete charging in 50 minutes



Technical Specifications

| | | |
|------------------------------|-----------------|--------------|
| Cleaning path | in | 12 |
| Container capacity | in ³ | 67 |
| Operating noise level | dBA | 56 |
| Battery runtime | min | 30 - 45 |
| Standard battery charge time | hr | 1 |
| Weight | lbs | 6 |
| Dimensions (LxWxH) | in | 10 x 12 x 43 |

| Part # | Description | List Price |
|-------------|--|------------|
| 1.545-121.0 | EB 30/1, 12 inch, lithium-ion battery-operated sweeper | \$296 |

Accessories

| | | |
|---------------|--|----------|
| ■ 6.654-328.0 | Lithium-ion battery for EB 30/1 | \$112.00 |
| ■ 6.654-197.0 | Battery charger | \$247.00 |
| ■ 4.762-400.0 | Cylindrical brush | \$37.00 |
| □ 4.762-401.0 | Cylindrical stiff red brush, for hard-wearing surfaces | \$44.60 |

■ Included □ Optional

CVS 65/1 BP



The carpet specialist for different carpet styles.

The CVS 65/1 BP Pack is an impressive battery-operated carpet sweeper. The 36V lithium-ion battery allows for up to 60 minutes of continuous operation, or 19,375 sq ft, on a single charge. The efficient, two-step filter system comprising of a pre-filter and a PTFE-coated flat pleated filter for dust classes L and M ensures dust-free working, while its low operating noise of just 56 dB(A) also allows for use in noise-sensitive areas.

- Optimized sweeping - works on hard floors, too!
- High productivity
- Big carpet surfaces can be cleaned up efficiently in short time
- 36/75 Power+ Battery
- Easily note remaining battery capacity
- Productive and efficient use of the machine
- Possible to run several machines on the same battery platform



Technical Specifications

| | | |
|---------------------------------|------------------|----------------|
| Cleaning path/width- main broom | in | 18 |
| Cleaning path/width with 1 sb | in | 26 |
| Side broom diameter | in | 10 |
| Debris container capacity | gal | 5 |
| Practical productivity | sq. ft/hr | 19,375 |
| Operating noise level | dBA | 56 |
| Sweeping method | direct/overthrow | direct |
| Weight | lbs | 88 |
| Dimensions (LxWxH) | in | 30 x 26.5 x 21 |

| Part # | Description | List Price |
|-------------|------------------|------------|
| 1.517-302.0 | CVS 65/1 Bp Pack | \$5,465 |

Accessories

| | | | |
|---|-------------|----------------------------------|----------|
| ■ | 2.445-075.0 | Battery Power+ 36 V | \$453.00 |
| ■ | 2.445-053.0 | Fast Charger Battery Power+ 36 V | \$204.00 |
| ■ | 2.886-002.0 | Main broom antistatic | \$318.00 |
| ■ | 2.884-355.0 | Side brush standard | \$41.20 |
| ■ | 6.907-449.0 | Flat dust filter | \$202.00 |
| □ | 5.745-280.0 | Pre-filter | \$135.00 |
| □ | 5.032-196.0 | Homebase bag | \$107.00 |
| □ | 2.884-358.0 | Set of 10 disposal bags | \$37.70 |

■ Included □ Optional

KM 70/20 C



Superior performance with manual power.

Speedy sweeping and painless maintenance rolled into one convenient package. This sweeper provides superior sweeping performance in a compact manual push sweeper. It is built to be rugged and durable for long life.

- Cleans paths, sidewalks and warehouses quickly and conveniently
- Main cylindrical brush is driven by both wheels so that it sweeps equally well in either right or left turns
- Rugged metal pinion drive for long life
- Durable design
- Height of cylindrical brush can be easily adjusted in five positions by a knob on the handle



Technical Specifications

| | | |
|------------------------------------|----------|---------------------|
| Cleaning path / width - main broom | in | 19 |
| Cleaning path / width with 1 sb | in | 28 |
| Cleaning path / width with 2 sb | in | 36 |
| Side broom diameter | in | 13 |
| Debris container capacity | gal | 11 |
| Practical productivity | sq ft/hr | 30,000 |
| Weight | lbs | 50.7 |
| Dimensions (LxWxH) | in | 51.2 x 30.14 x 40.7 |

| Part # | Description | List Price |
|-------------|--|------------|
| 1.517-106.0 | KM 70/20 C , twenty eight inch walk-behind sweeper | \$922 |
| 1.517-107.0 | KM 70/20 C 2SB , thirty six inch walk-behind sweeper, dual brushes | \$1,025 |

Accessories

| | | |
|---------------|---|----------|
| ■ 6.966-005.0 | Side broom, water-resistant bristles, extremely durable, suitable for all types of surfaces | \$143.00 |
| ■ 6.906-041.0 | Main broom, water-resistant bristles, extremely durable, suitable for all types of surfaces | \$234.00 |
| ■ 4.040-772.0 | Dust Filter | \$86.50 |
| □ 2.640-908.0 | Litter picker—for picking up waste | \$195.00 |

■ Included □ Optional

KM 70/30 C BP ADV

Efficient sweeping on hard or soft floors.



Fast and efficient for sweeping indoors or outdoors—on hard floor or carpet for those that need to get the job done right the first time. Rely on this sweeper to make quick work of any sweeping needs with its highly productive electronic driven broom. It also features active dust control for optimum air quality. User-friendly features such as an easy adjust broom height and an adjustable handle height make this a popular machine with those who use it.

- Delivers fast, efficient sweeping for hard and soft floor surfaces
- 28 inch cleaning path
- For a wide range of applications indoors and outdoors, with a particularly quiet battery drive system at 69 dBA
- Features Active Dust Control with a separate fan and flat pleated filter for dustless sweeping indoors
- Simple adjustment of the main cylindrical broom and side broom



Technical Specifications

| | | |
|------------------------------------|--------------------|------------------|
| Cleaning path / width - main broom | in | 19 |
| Cleaning path / width with 1 sb | in | 28 |
| Side broom diameter | in | 13 |
| Debris container capacity | gal | 11 |
| Practical productivity | sq ft/hr | 30,800 |
| Operating noise level | dB | 59 |
| Sweeping method | direct / overthrow | direct |
| Weight | lbs | 105.8 |
| Dimensions (LxWxH) | in | 48.8 x 28 x 45.2 |

| Part # | Description | List Price |
|-------------|--|------------|
| 1.517-218.0 | KM 70/30 C BP ADV, twenty eight inch walk-behind sweeper | \$4,245 |

Accessories

| | | |
|---------------|--|----------|
| ■ 6.966-005.0 | Side broom, water-resistant bristles, extremely durable, suitable for all types of surfaces | \$143.00 |
| ■ 6.906-041.0 | Main broom, water-resistant bristles, extremely durable, suitable for all types of surfaces | \$234.00 |
| ■ 6.904-367.0 | Flat dust filter | \$73.50 |
| □ 2.640-908.0 | Litter picker—for picking up waste | \$195.00 |
| □ 5.731-625.0 | Filter element - plastic filter, water resistant, washable, saves maintenance costs | \$42.60 |
| □ 6.907-041.0 | Standard cylindrical broom - water-resistant universal bristles, extremely durable, suitable for all types of surfaces | \$356.00 |

■ Included □ Optional

KM 75/40 W BP



Self-propelled for increased productivity.

Big enough to get the job done, but maneuverable to clean congested areas, count on the KM 75/40 W Bp for your sweeping needs. This machine provides the versatility to clean anywhere—carpet or hard floors, indoors or out. We built it to perform day in and day out in the toughest commercial applications.

- Self-propelled, 30 inch cleaning path for increased productivity
- Easy to understand controls increase operator effectiveness
- Over throw sweeping system with an easily removed hopper to make emptying quick and efficient
- Air is vacuumed through a high-efficiency automotive style filter
- Manual filter shaker for easy cleaning and consistent results
- Wet-sweep bypass for cleaning wet surfaces



Technical Specifications

| | | |
|------------------------------------|--------------------|----------------|
| Cleaning path / width - main broom | in | 22 |
| Cleaning path / width with 1 sb | in | 30 |
| Side broom diameter | in | 16.5 |
| Debris container capacity | gal | 10.5 |
| Practical productivity | sq ft/hr | 36,328 |
| Operating noise level | dBa | 64 |
| Sweeping method | direct / overthrow | overthrow |
| Weight | lbs | 172 |
| Dimensions (LxWxH) | in | 56 x 30 x 46.5 |

| Part # | Description | List Price |
|-------------|--|------------|
| 9.840-739.0 | KM 75/40 W Bp, thirty inch walk-behind sweeper | \$9,070 |

Accessories

| | | |
|---------------|---|------------|
| ■ 8.631-173.0 | Battery, 12V AGM 70 Ah | \$574.00 |
| ■ 8.629-377.0 | Automatic shelf charger, 24V, 24A, 115V, standard on AGM models | \$689.00 |
| ■ 6.905-626.0 | Side Broom, Soft Bristle | \$178.00 |
| ■ 6.906-884.0 | Main Broom | \$398.00 |
| ■ 5.731-635.0 | Flat pleated filter—plastic filter, water resistant, washable, reduces maintenance costs | \$185.00 |
| □ 6.634-201.0 | Red key | \$22.70 |
| □ 6.905-625.0 | Side broom, hard for heavy-duty cleaning | \$178.00 |
| □ 6.906-885.0 | Main Broom, Hard Bristle | \$512.00 |
| □ 6.906-950.0 | Anti-Static Rolling Brush | \$499.00 |
| □ 2.641-571.0 | Carpet Sweeping Kit (includes fluff filter, anti-static cylindrical brush and triple caster) | \$1,700.00 |
| □ 6.906-886.0 | Main cylindrical broom, soft/natural - specifically designed with natural bristles for sweeping fine dust on smooth indoor floors | \$839.00 |

■ Included □ Optional

KM 85/50 R BP



Compact, agile and intuitive.

The KM 85/50 R Bp is a battery-powered ride-on sweeper perfect for confined and congested areas. Its compact design and high maneuverability make cleaning faster than ever in narrow corridors and around sharp corners. It is extremely easy to operate and maintain, and boasts impressive area performance outdoors.

- Polyester flat pleated filter
- Effective cleaning with dual scraper
- Clear and simple operation for all components
- Easy, tool-free seat adjustment for operator comfort
- Adjustable rotation speed depending on type of dirt
- Drives through door openings as narrow as 36"

Technical Specifications

| | | |
|-----------------------------------|------------------|-----------------|
| Cleaning path/width- main broom | in | 24.2 |
| Cleaning path/width with 1 sb | in | 33.5 |
| Cleaning path/width with 2 sb | in | 41.3 |
| Side broom diameter | in | 16.5 |
| Debris container capacity | gal | 13.2 |
| Practical productivity - 1 / 2 sb | sq. ft/hr | 32,940 / 40,685 |
| Operating noise level | dB(A) | 69 |
| Sweeping method | direct/overthrow | direct |
| Weight | lbs | 555 |
| Dimensions (LxWxH) | in | 50 x 35 x 46 |

| Part # | Description | List Price |
|-------------|--|------------|
| 9.841-453.0 | KM 85/50 R Bp Wet, 1 side broom, shelf charger | \$12,520 |
| 9.841-454.0 | KM 85/50 R Bp AGM, 1 side broom, shelf charger | \$13,120 |

Accessories

| | | |
|---------------|--------------------------------|----------|
| ■ 4.762-430.0 | Main brush, standard | \$515.00 |
| ■ 6.906-132.0 | 1-side brush, standard | \$189.00 |
| ■ 6.435-773.0 | Pneumatic tire (1 each) | \$188.00 |
| ■ 5.731-585.0 | Flat Filter complete | \$215.00 |
| ■ 4.037-142.0 | Key complete key switch | \$15.00 |
| □ 6.435-431.0 | Solid rubber non-marking wheel | \$596.00 |
| □ 4.762-442.0 | Main brush, soft | \$515.00 |
| □ 4.762-443.0 | Main brush, hard | \$405.00 |

Accessories

| | | |
|---------------|--|------------|
| □ 4.762-441.0 | Main brush, antistatic | \$762.00 |
| □ 6.905-626.0 | Side brush, soft | \$163.00 |
| □ 6.905-625.0 | Side brush, hard | \$163.00 |
| □ 2.852-499.0 | Carpet cleaning kit | \$1,935.00 |
| □ 2.852-321.0 | Additional left side brush kit | \$1,695.00 |
| □ 2.852-500.0 | Warning beacon | \$894.00 |
| □ 5.035-488.0 | Home Base kit (adapter and cable hook) | \$6.30 |
| □ 6.980-077.0 | Double Hook (requires 5.035-488.0) | \$11.40 |

■ Included □ Optional

KM 90/60 R Bp ADV

Built for tough environments.



Sweep large areas quickly with this highly maneuverable, ride-on sweeper that increase productivity and safety. This machine cleans multiple surfaces, from tough industrial flooring to soft carpet. Its innovative Tact filter cleaning system extends the filter life, saving you money.

- Automatic, continuous sweeping
- Overthrow sweeping

Technical Specifications

| | | |
|---------------------------------|------------------|------------------|
| Cleaning path/width- main broom | in | 24.2 |
| Cleaning path/width with 1 sb | in | 35.4 |
| Cleaning path/width with 2 sb | in | 45.3 |
| Side broom diameter | in | 16.5 |
| Debris container capacity | gal | 16 |
| Practical productivity - 2 sb | sq. ft/hr | 47,520 |
| Operating noise level | dBA | 69 |
| Sweeping method | direct/overthrow | direct |
| Weight | lbs | 782 |
| Dimensions (LxWxH) | in | 64 x 38.5 x 49.5 |

| Part # | Description | List Price |
|-------------|---|------------|
| 9.841-246.0 | KM 90/60 R Bp Adv, 1SB, 2 x 12V/225 Ah wet batteries, shelf charger | \$22,250 |
| 9.841-247.0 | KM 90/60 R Bp Adv, 1SB, 2 x 12V/234 Ah AGM batteries, shelf charger | \$24,590 |
| 9.841-248.0 | KM 90/60 R Bp Adv, 2SB, 2 x 12V/225 Ah wet batteries, shelf charger | \$23,650 |
| 9.841-249.0 | KM 90/60 R Bp Adv, 2SB, 2 x 12V/234 Ah AGM batteries, shelf charger | \$25,720 |

Accessories

| | | |
|---------------|--|----------|
| ■ 4.762-430.0 | Main broom | \$561.00 |
| ■ 6.906-132.0 | Side broom | \$206.00 |
| ■ 6.907-519.0 | TACT Filter (2 required) | \$134.00 |
| ■ 6.600-210.0 | Key (only for replacement) | \$53.00 |
| □ 5.035-488.0 | Home Base kit (adapter and cable hook) | \$6.85 |
| □ 6.980-078.0 | Mop clip (requires 5.035-488.0) | \$10.60 |
| □ 6.980-080.0 | Bottle Hook (requires 5.035-488.0) | \$17.70 |
| □ 6.907-023.0 | Anti-static rolling brush | \$499.00 |
| □ 4.762-443.0 | Main cylindrical brush, hard | \$441.00 |
| □ 4.762-442.0 | Main cylindrical brush, soft/natural | \$561.00 |
| □ 6.905-625.0 | Side broom, hard for heavy-duty cleaning | \$178.00 |

Accessories

| | | |
|---------------|--|------------|
| □ 2.642-693.0 | Side brush kit, left | \$3,145.00 |
| □ 2.851-334.0 | Carpet sweeping kit (includes anti-static rolling brush) | \$1,930.00 |
| □ 2.642-989.0 | Warning beacon revolving signal light | \$1,205.00 |
| □ 6.414-532.0 | Round filter - plastic filter, water-resistant, washable, saves maintenance costs. (Fits previous KM 90/60 R Bp without Tact) | \$654.00 |
| □ 4.762-442.0 | Main cylindrical brush, soft/natural—with natural bristles, ideal for sweeping fine dust on smooth surfaces both indoors and outdoors. | \$561.00 |
| □ 8.628-341.0 | 12V/225 Ah wet batteries | \$1,100.00 |
| □ 8.622-843.0 | Battery pack 234 Ah AGM, 3 required | \$1,765.00 |

■ Included □ Optional

KM 100/120 R BP



Maximize productivity and clean any environment.



This configurable ride-on sweeper is designed to minimize your total cost of cleaning. It is perfect for larger cleaning tasks whether they are indoors or out.

- Debris container holds up to 31 gallons of dirt
- Easy waste disposal due to the hydraulic container emptying high dump (>4ft 11in)
- Up to 3.5 hours of run time with a fully charged battery
- Operator functions are color coded yellow
- Working speed of 4.35 mph results in higher productivity
- Convenient operation with logically linked function

Technical Specifications

| | | |
|--------------------------------------|---------------------|--------------|
| Cleaning path | in | 28.7-50 |
| Brush quantity | units | 1-4 |
| Brush diameter | in | 5 |
| Main broom speed | rpm | 600 |
| Debris bin capacity | gal | 31.7 |
| Debris bin emptying height | inch | 60 |
| Total machine battery voltage | V | 24 |
| Filter area | ft ² | 64.5 |
| Productivity (practical/theoretical) | ft ² /hr | 75,577 |
| Climbing ability | % | 18 |
| Weight with batteries | lbs | 1,580 |
| Dimensions (L x W x H) | in | 67 x 47 x 54 |

| Part # | Description | List Price |
|-------------|---|------------|
| 9.899-870.0 | KM 100/120 R BP, AGM batteries, shelf charger | \$30,410 |

Accessories

| | | |
|---------------|---------------------------------------|------------|
| ■ 6.905-095.0 | Main broom | \$836.00 |
| ■ 6.905-986.0 | Side broom | \$340.00 |
| ■ 8.629-184.0 | Battery pack 24V, 6v, AGM, 3 required | \$1,555.00 |
| ■ 8.642-664.0 | Battery charger, 24V, 50A | \$1,395.00 |
| ■ 6.414-532.0 | Round filter | \$654.00 |
| ■ 6.815-172.0 | Key | \$39.10 |
| □ 2.853-095.0 | Deluxe seat add-on kit | \$1,375.00 |
| □ 2.852-913.0 | Left side broom add-on kit | \$3,215.00 |
| □ 2.853-034.0 | 4 Side broom add-on kit | \$9,060.00 |
| □ 2.852-491.0 | Ram protection add-on kit | \$1,415.00 |
| □ 2.853-030.0 | Vacuum add-on kit | \$676.00 |
| □ 2.853-048.0 | Wheel set, non-chalking | TBD |

Accessories

| | | |
|---------------|--|------------|
| □ 2.852-835.0 | Water spray add-on kit | \$3,660.00 |
| □ 2.852-828.0 | Overhead guard | \$8,010.00 |
| □ 2.853-092.0 | Blue spotlight add-on kit | \$801.00 |
| □ 2.853-042.0 | Rear light add-on kit | TBD |
| □ 2.853-094.0 | Work lighting add-on kit | \$687.00 |
| □ 2.852-863.0 | STVZO add-on kit | \$26.70 |
| □ 2.852-911.0 | Warning beacon revolving signal add-on kit | \$1,145.00 |
| □ 6.905-190.0 | Main broom, soft | \$687.00 |
| □ 6.905-191.0 | Main broom, hard | \$501.00 |
| □ 6.906-133.0 | Side broom, soft | \$195.00 |
| □ 6.906-065.0 | Side broom, hard | \$180.00 |

■ Included □ Optional

PUZZI™ 8/1 C



Handy and compact for easy spot cleaning.

The handy, compact and powerful Puzzi™ 8/1 C spray extraction cleaner is ideal for small areas and interim cleaning with excellent cleaning results.

- Foot switch makes it easy to turn on and off – no bending required
- Transparent dome lid for easy-to verify operation
- Swivel casters for easy maneuvering
- Lightweight - at less than 20 lbs., it can be carried up and down stairs without strain
- 8' high-pressure solution and vacuum hose
- Removable dirty water tank



Technical Specifications

| | | |
|-------------------------------------|------------------|------------------|
| Solution / recovery capacity | gal | 2 / 1.8 |
| Operating noise level | dB | 71 |
| Power cord length | ft | 33 |
| Vacuum | hp, stage | 1.5 hp |
| Waterlift | in | 88 |
| Pump pressure | psi | 14.5 - 43.5 |
| Flow rate | gpm | 0.26 |
| Weight | lbs | 22 |
| Dimensions (LxWxH) | in | 22.5 x 13 x 17.3 |

| Part # | Description | List Price |
|-------------|--|------------|
| 1.100-228.0 | Puzzi™ 8/1 C , 98 inch spray hose with integrated water feed and hand tool | \$1,140 |

Accessories

| | | |
|---------------|--|----------|
| ■ 6.394-826.0 | 8-foot hose complete with couplings | \$220.00 |
| ■ 4.130-000.0 | Handhold Complete | \$197.00 |
| ■ 4.130-063.0 | Upholstery Nozzle | \$83.00 |
| □ 4.130-444.0 | Stair cleaning tool, 9-inch | \$385.00 |
| □ 6.391-411.0 | 13-foot high pressure solution & vacuum hose | \$425.00 |
| □ 4.130-117.0 | Stone & hard surface nozzle | \$988.00 |
| □ 4.762-219.0 | Hard surface adapter for standard hand tool | \$91.00 |
| □ 4.130-010.0 | Crevice nozzle | \$101.00 |
| □ 4.130-007.0 | Carpet Floor Wand Complete (240mm) | \$443.00 |
| □ 4.762-014.0 | Hard Surface Adapter for Floor Wand (240mm) | \$112.00 |

■ Included □ Optional

BRC 30/15 C



Compact, fast and simple extraction.

Get acquainted with the faster, simpler solution for small area extraction. The BRC 30/15 C is designed to productively clean carpet with less effort, resulting in time-saving productivity gains. In interest of simplicity this machine requires minimal service. It is lightweight and compact for ease of use and transportability.

- High performance vacuum motor for faster drying time
- Quiet, lightweight, easy to use
- Designed for minimal service
- Portable and mobile
- Large 10 inch non-marking wheels for easy transport and maneuverability
- Fold-down handle for easy transportation in any vehicle



Technical Specifications

| | | |
|----------------------------|-----------|--------------|
| Cleaning path/width | in | 10.5 |
| Solution/recovery capacity | gal | 4.5/4 |
| Operating noise level | dBA | 77 |
| Power cord length | ft | 25 |
| Vacuum | hp, stage | 1.5, 3 |
| Water lift | in | 120 |
| Pump pressure | psi | 26 |
| Flow rate | gpm | 0.38 |
| Weight | lbs | 79 |
| Dimensions (L x W x H) | in | 23 x 14 x 28 |

| Part # | Description | List Price |
|-------------|--|------------|
| 1.008-058.0 | BRC 30/15 C, 4 gallon carpet extractor | \$3,040 |

Accessories

| | | |
|---------------|---|----------|
| ■ 8.621-604.0 | Brush, chevron, 10-inch | \$145.00 |
| ■ 8.629-552.0 | Brush, extractor, natural bristles | \$66.00 |
| ■ 8.631-030.0 | Assembly, adapter (1/8"m x 1/4" fpt nipple) | \$147.00 |
| □ 8.629-036.0 | Hose and hand tool kit, bag Included | \$277.00 |
| □ 8.600-075.0 | Adapter 1/8 to 1/4 quick-disconnect for accessory solution hose | \$88.50 |

■ Included □ Optional

RANGER



Workhorse durability and premium features at a competitive price.

The Ranger is an economical professional vacuum, which doesn't compromise on performance or reliability. This vacuum uses an energy efficient impeller style system that will make quick work of any cleaning job. Plus, the manual height adjustment means you can use it on different types of carpet, as well as hard floor surfaces with ease. For a professional vacuum that doesn't skimp on quality or features, choose the Ranger upright vacuum.

- Flat to floor feature allows the vacuum to easily clean under beds and furniture.
- Manual height adjustment for different types of flooring.
- Breath easier with the HEPA rated vacuum bag.
- Long life belt backed by a two-year warranty.
- Safety mechanism prevents damage to vac extending life of brush.
- Break-away foot pedal designed to prevent damage.

Technical Specifications

| | | |
|--------------------------|---------------------|--------------|
| Cleaning Path | in | 12 |
| Productivity (Practical) | ft ² /hr | 2,510 |
| Dust Bag | qt | 5.6 |
| Power | W | 480 |
| Power Cord | ft | 25 |
| Noise Level | dBA | 78 |
| Weight | lbs | 13.4 |
| Dimensions (L x W x H) | in | 15 x 13 x 46 |

| Part # | Description | List Price |
|-------------|---------------------------|------------|
| 1.012-900.0 | Ranger 12" Upright Vacuum | \$400 |

Accessories

| | | | |
|-------------------------------------|-------------|---------------------------|---------|
| <input checked="" type="checkbox"/> | 8.600-495.0 | Brush Roller 12 in | \$29.90 |
| <input type="checkbox"/> | 8.645-209.0 | HEPA Filter bags, 10 pack | \$52.50 |

■ Included □ Optional

NT 48/1



A tough and versatile clean.

This machine is a tough and versatile wet/dry vacuum. Built to handle difficult wet or dry dirt, this vac is the machine that will stand up to tough everyday use. The optional front mounted squeegee provides even more productive water pickup. The large filter provides impressive suction power and long work intervals improving your productivity.

- Mobile, all-purpose wet / dry vacuum for small to medium jobs and multiple locations
- Integrated handle ensures easy and comfortable transport
- Optional front mounted squeegee for more productive pickup

Technical Specifications

| | | |
|--------------------------|-------------|------------------|
| Vacuum width, floor tool | in | 12 |
| Vacuum hose length | ft | 8 |
| Power cord length | ft | 25 |
| Waste container capacity | gal | 12 |
| Operating noise level | dBa | 72 |
| Air flow rate | cfm | 142 |
| Waterlift | in of water | 80 |
| Motor | watts | 1,380 |
| Weight | lbs | 22 |
| Dimensions (LxWxH) | in | 19 x 15.3 x 30.3 |

| Part # | Description | List Price |
|-------------|---|------------|
| 1.428-623.0 | NT 48/1, 13-gallon wet/dry vacuum | \$648.00 |
| 9.840-844.0 | NT 48/1, 13-gallon wet/dry vacuum with front mounted squeegee | \$1,170.00 |

Accessories

| | | |
|---------------|---|----------|
| ■ 6.414-789.0 | Cylindrical Dust Filter | \$46.90 |
| ■ 6.904-285.0 | Paper filter bag (5-pack, 1 bag Included with machine) | \$74.00 |
| ■ 6.906-512.0 | All-Purpose Nozzle | \$65.50 |
| ■ 6.900-385.0 | 8.3-inch all purpose crevice nozzle | \$9.99 |
| ■ 4.440-626.0 | 8 feet x 1.375 inch hose with comfortable hand grip | \$59.00 |
| ■ 6.900-514.0 | 1.6' Metal Suction Tube | \$34.90 |
| ■ 6.906-240.0 | Crevice nozzle, 1.4-inch | \$6.20 |
| □ 6.904-211.0 | Wet Filter Bag | \$237.00 |
| □ 6.906-384.0 | 14.6" Aluminum All-Purpose Nozzle with Height-Adjustable Cylindricals, Brush Strips and Oil Resistant Squeegees | \$377.00 |
| □ 6.907-409.0 | 10.2-inch plastic all-purpose nozzle | \$138.00 |
| □ 6.907-408.0 | 14.2-inch plastic all-purpose head with cylindricals, brush strips and standard squeegee | \$42.60 |
| □ 6.906-383.0 | 17.7" Aluminum All-Purpose Head with Height-Adjustable cylindricals, Brush Stripes and oil-resistant Squeegees | \$512.00 |
| □ 2.860-113.0 | Upholstery hand tool | \$229.00 |
| □ 2.860-114.0 | 10-inch turbo nozzle with reducer 35/32 | \$327.00 |
| □ 6.903-033.0 | 11.4" Crevice Tool | \$14.90 |
| □ 6.905-998.0 | 4.7" Plastic Upholstery Nozzle, 35 mm ID | \$22.00 |
| □ 6.903-034.0 | Radiator Brush for use with 6.900-385.0 | \$36.30 |
| □ 6.903-035.0 | Plastic, Pipe Diameter 3.9" | \$95.00 |
| □ 6.903-862.0 | Suction Brush, Natural Hair, Pivotal, 35 mm ID | \$38.40 |
| □ 2.860-116.0 | Nozzle Set, Crevice Tool, Upholstery Tool, Round Brush, 35 mm ID | \$81.00 |
| □ 2.863-147.0 | All-Purpose Brush, Soft Bristles 35 mm ID | \$107.00 |
| □ 8.622-960.0 | Replacement 15-inch squeegee blade | \$71.00 |

■ Included □ Optional

NT 68/1



Utility with ease.

Easily tackle medium to large jobs with this wet/dry vac. Designed with a robust 1.8 hp vac motor to handle any task you throw at it. If even more productivity is desired, the optional front mounted squeegee makes quick work of water recovery. Thoughtful features such as no-tipping dumping and on-board storage make this the operator's choice for wet/dry vacs.

- Optional front-mounted squeegee offers more productive water pick-up
- 18 gallon capacity offers easy mobility for medium to large jobs
- Complete with on-board tool storage compartment with safety sign storage bracket
- Self-adjusting squeegee assembly

Technical Specifications

| | | |
|--------------------------|-------------|--------------------|
| Vacuum width, floor tool | in | 24.5 |
| Power cord length | ft | 50 |
| Waste container capacity | gal | 18 |
| Operating noise level | dB | 71 |
| Air flow rate | cfm | 142 |
| Waterlift | in of water | 80 |
| Motor | watts | 1,200 |
| Weight | lbs | 64 |
| Dimensions (LxWxH) | in | 35.5 x 24.5 x 37.5 |

| Part # | Description | List Price |
|-------------|---|------------|
| 1.103-494.0 | NT 68/1, eighteen gallon wet/dry vacuum with 24" front squeegee, with tools | \$1,555 |
| 1.103-495.0 | NT 68/1, eighteen gallon wet/dry vacuum with 24" front squeegee | \$1,435 |
| 1.013-021.0 | NT 68/1, eighteen gallon wet/dry vacuum with hose and wand only | \$1,225 |

Accessories

| | | | |
|--------------------------|-------------|---|----------|
| <input type="checkbox"/> | 5.731-595.0 | Cartridge Filter (Wet) | \$29.00 |
| <input type="checkbox"/> | 6.414-552.0 | Cartridge Filter (Dry) | \$27.99 |
| <input type="checkbox"/> | 6.900-385.0 | 8.3-inch all purpose crevice nozzle | \$9.99 |
| <input type="checkbox"/> | 6.906-240.0 | Crevice nozzle, 1.4-inch | \$6.20 |
| <input type="checkbox"/> | 6.906-384.0 | 14.6" Aluminum All-Purpose Nozzle with Height-Adjustable Cylindrical, Brush Strips and Oil Resistant Squeegees | \$377.00 |
| <input type="checkbox"/> | 6.907-409.0 | Floor tool package:10.2-inch plastic all-purpose nozzle, basalt grey | \$138.00 |
| <input type="checkbox"/> | 6.903-018.0 | 14.6" Aluminum All-Purpose Head with Height-Adjustable Cylindrical, Brush Stripes and squeegee blades | \$419.00 |
| <input type="checkbox"/> | 6.907-408.0 | Floor tool package: 14.2-inch plastic all-purpose head with cylindricals, brush strips and standard squeegee, basalt grey | \$42.60 |
| <input type="checkbox"/> | 6.906-383.0 | 17.7" Aluminum all-purpose head with height-adjustable cylindrical, brush stripes and oil-resistant Squeegees | \$512.00 |
| <input type="checkbox"/> | 2.860-113.0 | Upholstery hand tool | \$229.00 |
| <input type="checkbox"/> | 2.860-114.0 | 10-inch turbo nozzle with reducer 35/32 | \$327.00 |
| <input type="checkbox"/> | 6.903-033.0 | 11.4" Crevice Tool | \$14.90 |
| <input type="checkbox"/> | 6.900-922.0 | 14.6" Crevice Nozzle, Metal | \$192.00 |
| <input type="checkbox"/> | 6.902-154.0 | Wand | \$112.00 |
| <input type="checkbox"/> | 8.635-292.0 | Front mount squeegee assembly | \$340.00 |
| <input type="checkbox"/> | 6.906-512.0 | Squeegee head | \$65.50 |
| <input type="checkbox"/> | 8.634-534.0 | Replacement squeegee blades (two required) | \$48.50 |

■ Included □ Optional

BV/VAC PAC™ HEPA SERIES



Breathe easy with HEPA filtration.

The BV/VAC PAC™ HEPA series are portable back mounted vacuums great for increasing productivity, efficiency, while saving you money. Breathe easier with HEPA-level filtration standard on these vacuums. They also have an ergonomic harness system, allowing the operator to move around quickly and easily for maximum productivity.

- HEPA filtration is now standard, providing optimum air quality by filtering with 99.9% effectiveness to 0.3 microns
- Vacuum hose is a top-mounted swivel design for left-hand and right-hand operation



| Technical Specifications | | BV 7/1 VAC PAC 6 HEPA | BV 11/1 VAC PAC 10 HEPA |
|--------------------------|-------------|-----------------------|-------------------------|
| Vacuum width, floor tool | in | 13 | 13 |
| Vacuum hose length | in | 60 | 60 |
| Power cord length | ft | 50 | 50 |
| Waste container capacity | qt | 6 | 10 |
| Operating noise level | dBa | 67 | 67 |
| Air flow rate | cfm | 112 | 112 |
| Waterlift | in of water | 104 | 104 |
| Motor | watts | 1,200 | 1,200 |
| Weight | lbs | 10 | 11 |
| Dimensions (LxWxH) | in | 8.5 x 8.8 x 19.8 | 8.5 x 8.8 x 23.7 |

| Part # | Description | List Price |
|-------------|--|------------|
| 1.014-013.0 | BV 7/1 VAC PAC 6 HEPA backpack vacuum, 6 qt. (includes hose and tool kit) | \$928 |
| 1.014-014.0 | BV 11/1 VAC PAC 10 HEPA backpack vacuum, 10 qt. (includes hose and tool kit) | \$980 |

Accessories

| | | |
|---------------|---|----------|
| ■ 8.628-666.0 | Wand, 2 PC Aluminum Double Curve | \$112.00 |
| ■ 8.619-894.0 | Hose Assembly | \$71.00 |
| ■ 8.639-285.0 | HEPA pleated filter (standard on HEPA models) | \$15.70 |
| ■ 8.619-884.0 | Cloth Bag For Vac Pac HEPA 10 | \$66.00 |
| ■ 8.619-885.0 | 10-quart paper bags, 10-count | \$52.50 |
| ■ 8.619-891.0 | Paper Bags For Vac Pac BV HEPA 6 | \$47.10 |
| ■ 8.619-890.0 | Cloth Bag For Vac Pac HEPA 6 | \$56.00 |
| ■ 8.619-887.0 | Filter Dome | \$3.90 |
| ■ 8.604-141.0 | Vac Pac Tool Kit (#02293 crevice tool, #02083 dusting brush, #02084 upholstery tool, #02085 upholstery tool brush, #02086 extension tube) | \$149.00 |
| □ 8.628-451.0 | Crevice Tool | \$47.60 |

Accessories

| | | |
|---------------|---|----------|
| □ 8.600-008.0 | 5" Upholstery Tool | \$50.50 |
| □ 8.628-360.0 | Upholstery tool brush (fits #02084) | \$26.50 |
| □ 8.600-007.0 | 3" Dusting Tool | \$37.80 |
| □ 8.628-445.0 | Tool, Carpet | \$85.50 |
| □ 8.628-444.0 | Tool, Bristle Shod Dry Pick-Up | \$94.50 |
| □ 8.619-876.0 | Vac Pac Crevice Tool | \$33.70 |
| □ 8.631-254.0 | Harness Assembly For Vac Pac HEPA 6 and Vac Pac HEPA 10 and BV 11/1 | \$149.00 |
| □ 8.642-914.0 | 15" sidewinder carpet tool w/ 1.5" neck | \$40.30 |
| □ 8.642-915.0 | 15" sidewinder hard floor brush w/ 1.5" neck | \$64.50 |
| □ 8.642-916.0 | 18" sidewinder carpet tool w/ 1.5" neck | \$43.20 |
| □ 8.642-917.0 | 18" sidewinder hard floor brush w/ 1.5" neck | \$75.00 |

■ Included □ Optional

BR 35/12 C BP



The race is always won in the corners.

Thanks to our innovative steerable scrub deck, the BR 35/12 C Bp can clean up to the wall at a 90° angle. It can also clean in reverse, or in any direction. The height-adjustable, telescoping steering column allows optimal ergonomics for any operator. The folding steering column also makes it easy to secure for transport.

- Steerable scrub deck allows for scrubbing in any direction
- Brush height is adjustable for multiple floor types
- Ecoefficiency mode increases operating time by 50%, and reduces noise by 40%



Technical Specifications

| | | | |
|---------------------------------------|--------------------------|-------------|----------------|
| Cleaning path / width | | in | 14 |
| Brush type | cylindrical / disc / pad | | Cylindrical |
| Brush quantity | | units | 1 |
| Brush diameter | | in | 3.8 |
| Suction bar (squeegee) width | | in | 18 |
| Drive | pad-assist / traction | | Brush-assist |
| Solution / recovery capacity | | gal | 3 / 3 |
| Theoretical / practical productivity | | sq. ft / hr | 11,000 / 6,600 |
| Operating noise leve - std Eco! mode | | dBa | 66 / 62 |
| Battery charger | shelf / on-board | | On-board |
| Battery runtime | | min | 66 / 90 |
| Battery charging time | | hrs | 1-3 |
| Battery lifetime - est charging cycle | | x thousands | 3 |
| Brush contact pressure | | lbs | 29 |
| Brush speed | | rpm | 700-1,050 |
| Vac motor rating | | watts | 280 |
| Vac motor suction | | cfm | 42 |
| Waterlift | | in of water | 32 |
| Weight with batteries | | lbs | 77 |
| Dimensions (LxWxH) | | in | 39 x 18 x 51 |

| Part # | Description | List Price |
|-------------|--|------------|
| 1.783-470.0 | BR 35/12 C BP, fourteen inch scrubber with cylindrical brushes | \$7,110 |

Accessories

| | | |
|---------------|--|----------|
| ■ 4.037-031.0 | Cylindrical Brush, red, medium | \$138.00 |
| □ 4.037-036.0 | Cylindrical Brush, white, soft | \$181.00 |
| □ 4.037-037.0 | Cylindrical Brush, orange, high/low | \$216.00 |
| □ 4.037-038.0 | Cylindrical Brush, green, hard | \$350.00 |
| □ 4.037-039.0 | Cylindrical Brush, black, very hard | \$446.00 |
| □ 4.762-009.0 | Cylindrical Pad cylindrical shaft | \$405.00 |
| □ 6.369-053.0 | Cylindrical Pads on sleeve, yellow, soft | \$140.00 |
| □ 6.369-047.0 | Cylindrical Pads on sleeve, red, medium | \$138.00 |

Accessories

| | | |
|---------------|--|------------|
| □ 6.369-052.0 | Cylindrical Pads on sleeve, green, hard | \$138.00 |
| □ 4.037-040.0 | Cylindrical microfiber pad, for daily cleaning of delicate surfaces including LVT and stone tile | \$185.00 |
| □ 4.037-127.0 | Squeegee blade set, optional, Linatex | \$52.00 |
| ■ 4.037-035.0 | Squeegee blade set, standard, oil-resistant, polyurethane | \$65.50 |
| ■ 6.654-294.0 | Lithium-ion battery, 21 Ah | \$2,335.00 |

■ Included □ Optional

BD 38/12 C BP



Steer your way to cleaner floors.

Think of the BD 38/12 as a 15 inch disc version of the popular BR 35/12. The design allows for the easiest driving of a walk-behind disc scrubber on the market. The squeegee follows behind the disc to ensure 100% solution pickup even through the corners.

- Extremely agile for efficient cleaning of small and furnished areas
- Easy to use — scrub right up to the wall
- Quick charging lithium-ion battery
- Very compact, light and easy to transport and roll over steps.
- Reduced operating noise level for noise sensitive areas



Technical Specifications

| | | |
|---|--------------------------|----------------|
| Cleaning path / width | in | 15 |
| Brush type | cylindrical / disc / pad | Disc |
| Brush quantity | units | 1 |
| Brush diameter | in | 15 |
| Suction bar (squeegee) width | in | 16 |
| Drive | pad-assist / traction | Brush-assist |
| Solution / recovery capacity | gal | 3.2 / 3.2 |
| Theoretical / practical productivity | sq. ft / hr | 11,210 / 6,725 |
| Operating noise level - std / Eco! mode | dBA | 65 / 62 |
| Battery charger | shelf / on-board | On-board |
| Battery runtime - std / Eco! mode | min | 60 / 120 |
| Battery charging time | hrs | 2-3 |
| Battery lifetime - est charging cycles | x thousands | 3 |
| Brush contact pressure | lbs | 35-46 |
| Brush speed | rpm | 180 / 150 |
| Vac motor rating | watts | 280 |
| Vac motor suction | cfm | 42 |
| Waterlift | in of water | 32 |
| Weight with batteries | lbs | 79 |
| Dimensions (LxWxH) | in | 37 x 30 x 51 |

| Part # | Description | List Price |
|-------------|---|------------|
| 1.783-431.0 | BD 38/12 C, compact scrubber with fifteen inch disc brush | \$6,050 |

Accessories

| | | |
|---------------|---------------------------------|------------|
| ■ 6.907-151.0 | Disc brush, red | \$257.00 |
| ■ 6.654-294.0 | Lithium-ion battery, 21 Ah | \$2,335.00 |
| □ 6.907-150.0 | Pad driver plate | \$342.00 |
| ■ 4.037-059.0 | Squeegee blades, front and rear | \$65.50 |

Accessories

| | | |
|---------------|---|----------|
| □ 6.369-003.0 | Red disc pads, 5-pack | \$99.50 |
| □ 6.369-002.0 | Green disc pads, medium soft, green, 5-pack | \$99.50 |
| □ 6.369-001.0 | Black disc pads, hard, 5-pack | \$99.50 |
| □ 6.905-060.0 | Disc microfiber pad, 5-pack | \$263.00 |

■ Included □ Optional

BD 50/50 C BP CLASSIC



Professional cleaning, now made easier.

This economically-designed scrubber provides you all the cleaning power to take on large jobs—perfect for retail environments, schools and health care facilities.

- Three cleaning modes for any operator to get the job done right
- The slim design allows you to see in front of the scrubber easier
- Home Base kit allows for carrying essentials on the machines, for less visits to the supply closet



Technical Specifications

| | | |
|--------------------------------------|--------------------------|-----------------|
| Cleaning path / width | in | 20 |
| Brush type | cylindrical / disc / pad | Pad |
| Brush quantity | units | 1 |
| Brush diameter | in | 20 |
| Suction bar (squeegee) width | in | 33 |
| Drive | pad-assist / traction | Pad-assist |
| Solution / recovery capacity | gal | 13.2 / 13.2 |
| Theoretical / practical productivity | sq. ft / hr | 21,530 / 13,995 |
| Operating noise level | dBa | 66 |
| Battery charger | shelf / on-board | Shelf |
| Brush contact pressure | lbs | 59-62 |
| Brush speed | rpm | 180 |
| Vac motor rating | watts | 500 |
| Vac motor suction | cfm | 51 |
| Waterlift | in of water | 48 |
| Weight with batteries | lbs | 306 |
| Dimensions (LxWxH) | in | 47 x 21 x 39 |

| Part # | Description | List Price |
|-------------|--|------------|
| 9.841-369.0 | BD 50/50 C Bp Classic, pad driver scrubber with 105 Ah wet batteries and shelf charger | \$4,140 |
| 9.841-370.0 | BD 50/50 C Bp Classic, pad driver, 24V/100 Ah AGM batteries | \$4,830 |

Accessories

| | | |
|---------------|---|----------|
| ■ 4.762-534.0 | Pad driver, 20-inch, quick-change coupling & centerlock | \$155.00 |
| ■ 4.777-179.0 | V-Shaped squeegee, 35-inch, with caster, polyurethane | \$292.00 |
| □ 4.905-027.0 | Disc brush, soft, made of natural fibers | \$342.00 |
| □ 4.905-029.0 | Brush, hard black, for hard wearing surfaces | \$523.00 |
| □ 4.905-026.0 | Disc brush, medium grit, red (standard on brush) | \$378.00 |
| □ 6.369-079.0 | Red disc pad, 20-inch, medium soft red, 5-pack | \$155.00 |
| □ 6.369-078.0 | Green disc pad, 20-inch, 5-pack | \$155.00 |
| □ 6.369-077.0 | Black pad, 20-inch, hard, 5 pack | \$155.00 |
| □ 6.369-468.0 | Beige disc pad, 20-inch, light grit, 5 pack | \$155.00 |
| □ 6.273-023.0 | Oil resistant, replacement squeegee blades | \$116.00 |

Accessories

| | | |
|---------------|--|------------|
| □ 6.371-146.0 | Beige disc pad, 20-inch, soft, natural hair, for | \$659.00 |
| □ 4.777-401.0 | Squeegee, 33.5-inch, straight, made of oil-resistant | \$1,210.00 |
| □ 5.035-488.0 | Home Base kit (adapter and cable hook) | \$6.85 |
| □ 6.980-077.0 | Double Hook (requires 5.035-488.0) | \$12.40 |
| □ 4.035-406.0 | Home Base kit carrying case | \$147.00 |
| □ 6.980-078.0 | Mop clip (requires 5.035-488.0) | \$10.60 |
| □ 6.980-080.0 | Bottle Hook (requires 5.035-488.0) | \$17.70 |
| □ 4.070-075.0 | Universal hook | \$51.50 |
| □ 8.641-483.0 | Charger for wet batteries | \$689.00 |
| □ 8.629-377.0 | Charger for AGM batteries | \$689.00 |

■ Included □ Optional

BD 50/55 W BP CLASSIC



Outstanding price-performance ratio.

Robust, compact and user friendly, this traction drive walk behind scrubber has everything you need to get the job done. Quickly and efficiently clean a wide variety of settings, including healthcare, education and retail.

- Compact design and traction control provides easy transportation and handling in any environment.
- Die Cast aluminum scrub deck and assembly provides maximum durability.



Technical Specifications

| | | |
|--------------------------------------|--------------------------|-----------------|
| Cleaning path / width | in | 20 |
| Brush type | cylindrical / disc / pad | Pad |
| Brush quantity | units | 1 |
| Brush diameter | in | 20 |
| Suction bar (squeegee) width | in | 33.5 |
| Drive | pad-assist / traction | Traction |
| Solution / recovery capacity | gal | 14.5 / 14.5 |
| Theoretical / practical productivity | sq. ft / hr | 27,500 / 17,500 |
| Operating noise level | dBa | 65 |
| Battery charger | shelf / on-board | Shelf |
| Brush contact pressure | lbs | 59 |
| Brush speed | rpm | 180 |
| Vac motor rating | watts | 500 |
| Vac motor suction | cfm | 51 |
| Waterlift | in of water | 48 |
| Weight with batteries | lbs | 379 |
| Dimensions (LxWxH) | in | 52 x 22.5 x 42 |

| Part # | Description | List Price |
|-------------|---|------------|
| 9.998-002.0 | BD 50/55 W Bp Classic, 24V/100Ah AGM batteries, shelf charger | \$8,150 |

Accessories

| | | |
|---------------|---|------------|
| ■ 4.778-008.0 | Squeegee, 33.5-Inch, parabolic | \$1,000.00 |
| ■ 4.400-011.0 | Suction blades, 33-inch, red | \$150.00 |
| □ 4.400-005.0 | Suction blades, 33-inch, transparent | \$168.00 |
| □ 2.644-228.0 | Add-on kit deflector roll squeegee, stackable | \$388.00 |
| □ 4.905-026.0 | Disc brush, medium | \$378.00 |
| □ 4.905-028.0 | Disc brush, very soft | \$293.00 |
| □ 4.905-027.0 | Disc brush, soft | \$342.00 |
| □ 4.905-029.0 | Disc brush, hard | \$523.00 |

Accessories

| | | |
|---------------|----------------------|----------|
| ■ 4.762-534.0 | Pad driver | \$155.00 |
| □ 4.070-075.0 | Universal hook kit | \$51.50 |
| □ 4.039-271.0 | Mop holder | \$138.00 |
| □ 5.035-488.0 | Home-base adapter | \$6.85 |
| □ 6.980-077.0 | Double hook | \$12.40 |
| □ 6.980-078.0 | Holder handhold grey | \$10.60 |
| □ 6.980-080.0 | Holder bottle | \$17.70 |

■ Included □ Optional

B 80 W BP



Efficient and quiet. Everything you need.

The B 80 W BP scrubbers cover a lot of area quickly, but are still easily maneuverable. They feature a robust, interchangeable, maintenance-friendly scrub deck. Choose from cylindrical or disc in 22", 26", or 30" widths. Kärcher Fleet comes pre-installed on this machine to provide you with complete visibility of your machine.

- Decks automatically raise and lower as necessary
- Interchangeable decks changed quickly and without tools.
- Easily select your cleaning mode with the easy-to-read symbols on the large 4-color display



| Technical Specifications | | B 80 W + R 65 | B 80 W + D 65 |
|--|----------------------|---------------|---------------|
| Cleaning path/width | in | 26 | 26 |
| Brush type | cylindrical/disc/pad | Cylindrical | Disc |
| Brush quantity | units | 2 | 2 |
| Suction bar (squeegee) width | in | 39 | 39 |
| Drive | pad-assist/traction | Traction | Traction |
| Solution/recovery capacity | gal | 21/21 | 21/21 |
| Theoretical/practical productivity | sq. ft/hr | 27,980/18,180 | 27,980/18,180 |
| Operating noise level - std/Eco! mode | dB(A) | 69/66 | 69/66 |
| Battery charger | shelf/on-board | On-Board | On-Board |
| Brush contact pressure | lbs | 213 | 117 |
| Brush speed | rpm | 400-1,550 | 180 |
| Drive/vac motor rating | watts | 350/580 | 350/580 |
| Vac motor suction | cfm | 53 | 53 |
| Waterlift | in of water | 67 | 67 |
| Weight (excluding battery / with bat-) | lbs | 282 / 617 | 289 / 617 |
| Dimensions (LxWxH) | in | 61 x 29 x 45 | 62 x 29 x 45 |

| Part # | Description | List Price |
|-------------|--|------------|
| 9.841-204.0 | B 80 W Bp, D 65 disc scrub deck, 24V/260 Ah wet batteries, with curved squeegee | \$20,110 |
| 9.841-198.0 | B 80 W Bp, R 65 cylindrical scrub deck, 24V/225 Ah wet batteries, on-board charger, with curved squeegee | \$19,780 |
| 9.841-200.0 | B 80 W Bp, R 65 cylindrical scrub deck, 24V/255 Ah AGM batteries, on-board charger, with curved squeegee | \$21,450 |
| 9.841-201.0 | B 80 W Bp, D 65 disc scrub deck, 24V/255 Ah AGM batteries, on-board charger, with curved squeegee | \$21,710 |
| 9.841-203.0 | B 80 W Bp, R 65 cylindrical scrub deck, 24V/260 Ah wet batteries, on-board charger, with curved squeegee | \$19,870 |

Accessories

| | | |
|---------------|---|----------|
| ■ 4.777-080.0 | Squeegee assembly, 39-inch, V-shaped polyurethane oil-resistant blades, standard on machines with R 75 & D 75 scrub decks | \$778.00 |
| ■ 5.035-488.0 | Home Base kit (adapter and cable hook) | \$6.85 |
| ■ 6.980-077.0 | Double hook (requires 5.035-488.0) | \$12.40 |
| □ 8.600-251.0 | Cable asm, bat. Jumper x 15" (required w/ no battery units) | \$76.50 |

Accessories

| | | |
|---------------|---|----------|
| □ 4.035-345.0 | Quick fill tank system (requires 9.083-003.0) | \$242.00 |
| □ 9.083-003.0 | Hose coupling | \$9.00 |
| □ 6.273-205.0 | Squeegee blade set, anti stripe oil resistant | \$270.00 |
| □ 6.273-291.0 | Squeegee blade set, for textured floors | \$459.00 |
| 4.035-408.0 | KIK Key | \$312.00 |

■ Included □ Optional

BD 70/75 W BP CLASSIC



Smaller, but still mighty.

This economically-designed scrubber provides you all the cleaning power to take on large jobs—perfect for retail environments, grocery stores, municipalities, and BSCs.

- Adaptable to specific floor type cleaning needs
- Large aluminum brush deck is tough and durable
- Wet, AGM, and lithium-ion battery options available



Technical Specifications

| | | |
|------------------------------------|----------------------|-------------------|
| Cleaning path/width | in | 28 |
| Brush type | cylindrical/disc/pad | pad |
| Brush quantity | units | 2 |
| Brush diameter | in | 14 |
| Suction bar (squeegee) width | in | 41 |
| Drive | pad-assist/traction | Traction |
| Solution/recovery capacity | gal | 19.8 / 19.8 |
| Theoretical/practical productivity | sq. ft/hr | 30,645 / 19,920 |
| Operating noise level | dba | 63 |
| Battery charger | shelf/on board | Shelf |
| Brush contact pressure | lbs | 66 - 150 |
| Brush speed | rpm | 180 |
| Vac motor rating | watts | 500 |
| Vac motor suction | cfm | 51 |
| Waterlift | in of water | 64 |
| Weight with batteries | lbs | 512 Wet / 556 AGM |
| Dimensions (LxWxH) | in | 57 x 30 x 42 |

| Part # | Description | List Price |
|-------------|--|------------|
| 9.841-466.0 | BD 70/75 W Bp Classic, 185 Ah wet batteries, shelf charger | \$10,890 |
| 9.841-467.0 | BD 70/75 W Bp Classic, 190 Ah AGM batteries, shelf charger | \$11,650 |
| 9.841-240.0 | BD 70/75 W Bp Classic, 24V Lithium, shelf charger | \$13,840 |

Accessories

| | | |
|---------------|---|------------|
| ■ 4.762-590.0 | Pad drive board STRONG (standard) | \$185.00 |
| ■ 6.369-003.0 | Pad red, medium-soft (standard), 5-pack | \$99.50 |
| ■ 8.663-291.0 | Battery 6V/190 Ah AGM (standard w/ 9.841-467.0) (4 req'd) | \$590.00 |
| ■ 8.622-835.0 | Battery 6V/185 Ah wet (standard w/ 9.841-466.0) (4 req'd) | \$407.00 |
| ■ 8.643-374.0 | Shelf charger for 190Ah AGM batteries | \$711.00 |
| ■ 8.644-222.0 | Shelf charger for 185Ah Wet batteries | \$711.00 |
| ■ 4.777-108.0 | Squeegee, 1030mm (standard w/suction blades) | \$1,375.00 |

Accessories

| | | |
|---------------|---|------------|
| ■ 4.037-144.0 | Suction blades, 1030mm, blue (standard) | \$138.00 |
| □ 4.905-010.0 | Disc brush, red, medium | \$252.00 |
| □ 4.905-013.0 | Disc brush, black, hard | \$446.00 |
| □ 4.905-012.0 | Disc brush, natural, soft | \$271.00 |
| □ 4.905-011.0 | Disc brush, white, very soft | \$185.00 |
| □ 4.037-145.0 | Suction blades, 1030 mm (polyurethane) | \$318.00 |
| □ 9.753-088.0 | Squeegee transport plate | \$25.60 |
| □ 4.444-015.0 | Suction hose accessory | \$263.00 |
| □ 2.644-140.0 | Warning beacon add-on kit | \$1,065.00 |

■ Included □ Optional

BR 75/75 W BP CLASSIC



Heavy-duty cleaning made simple.

Not only is this scrubber incredibly effective, it's also incredibly easy to use and maintain. Its durable frame and excellent sight lines makes it highly maneuverable, even able to turn in spaces as narrow as 5.1 feet in width. The die cast aluminum scrub decks and squeegee assemblies provide unbeatable durability and exceptional cleaning.

- Easy operation with minimal training needed; intuitive controls prevent operating errors
- Adaptable to specific floor type cleaning needs
- Large aluminum brush deck is tough and durable
- Wet, AGM and Lithium battery options are available



Technical Specifications

| | | |
|------------------------------------|----------------------|-----------------|
| Cleaning path/width | in | 26 |
| Brush type | cylindrical/disc/pad | Cylindrical |
| Brush quantity | units | 2 |
| Brush diameter | in | 4 |
| Suction bar (squeegee) width | in | 40.5 |
| Drive | pad-assist/traction | Traction |
| Solution/recovery capacity | gal | 19.8 / 19.8 |
| Theoretical/practical productivity | sq. ft/hr | 30,645 / 21,342 |
| Operating noise level | dBa | 65 |
| Battery charger | shelf/on board | Shelf |
| Brush contact pressure | lbs | 66 |
| Brush speed | rpm | 600 |
| Vac motor rating | watts | 500 |
| Vac motor suction | cfm | 51 |
| Waterlift | in of water | 64 |
| Weight with batteries | lbs | 556 AGM |
| Dimensions (LxWxH) | in | 57 x 30 x 42 |

| Part # | Description | List Price |
|-------------|--|------------|
| 9.848-458.0 | BR 75/75 W Bp Classic, 185 Ah wet batteries, shelf charger | \$15,490 |
| 9.848-459.0 | BR 75/75 W Bp Classic, 195 Ah AGM batteries, shelf charger | \$16,260 |
| 9.848-460.0 | BR 75/75 W Bp Classic, 114 Ah Lithium battery, shelf charger | \$20,840 |

Accessories

| | | |
|---------------|---|------------|
| ■ 8.663-291.0 | Battery 6V/190 Ah AGM (standard w/ 9.841-467.0) (4 req'd) | \$590.00 |
| ■ 8.622-835.0 | Battery 6V/185 Ah wet (standard w/ 9.841-466.0) (4 req'd) | \$407.00 |
| ■ 8.643-374.0 | Shelf charger for 190Ah AGM batteries | \$711.00 |
| ■ 8.644-222.0 | Shelf charger for 185Ah Wet batteries | \$711.00 |
| ■ 4.777-108.0 | Squeegee, 1030mm (standard w/suction blades) | \$1,375.00 |
| ■ 4.037-144.0 | Suction blades, 1030 mm, blue (standard) | \$138.00 |
| □ 4.037-145.0 | Suction blades, 1030 mm (polyurethane) | \$318.00 |
| □ 9.753-088.0 | Squeegee transport plate | \$25.60 |
| □ 2.644-140.0 | Warning beacon add-on kit | \$1,065.00 |
| □ 2.763-047.0 | R 75 Aluminum brush head, cylindrical, 30 in | \$4,075.00 |

Accessories

| | | |
|---------------|---|----------|
| □ 6.907-729.0 | Cylindrical white brush, soft, 30 in | \$450.00 |
| ■ 4.035-605.0 | Cylindrical red brush, 30 in | \$301.00 |
| □ 6.907-730.0 | Cylindrical orange brush, high-low for grout, 30 in | \$537.00 |
| □ 6.907-731.0 | Cylindrical green brush, hard, 30 in | \$746.00 |
| □ 6.907-732.0 | Cylindrical black brush, very aggressive, 30 in | \$832.00 |
| □ 5.035-488.0 | Home Base kit (adapter and cable hook) | \$6.85 |
| □ 6.980-077.0 | Double Hook (requires 5.035-488.0) | \$12.40 |
| □ 4.035-406.0 | Home Base kit carrying case | \$147.00 |
| □ 6.980-078.0 | Mop clip (requires 5.035-488.0) | \$10.60 |
| □ 6.980-080.0 | Bottle Hook (requires 5.035-488.0) | \$17.70 |
| □ 4.070-075.0 | Universal hook | \$51.50 |

■ Included □ Optional

BD 80/100 W BP CLASSIC



Quality and durability in a cost effective package.

This economically-designed scrubber provides you all the cleaning power to take on large jobs.

- Storage compartment in the back for shelf charger and accessories
- Perfect recovery in 180 degree turns
- An automatic brake is integrated into the transaxle and a cost effective, large aluminum brush deck is included



Technical Specifications

| | | |
|------------------------------------|----------------------|---------------|
| Cleaning path/width | in | 32 |
| Brush type | cylindrical/disc/pad | pad |
| Brush quantity | units | 2 |
| Brush diameter | in | 16 |
| Suction bar (squeegee) width | in | 43 |
| Drive | pad-assist/traction | traction |
| Solution/recovery capacity | gal | 26.4 / 26.4 |
| Theoretical/practical productivity | sq. ft/hr | 35,025/22,770 |
| Operating noise level | dBA | 63 |
| Battery charger | shelf/on board | shelf |
| Brush contact pressure | lbs | 88 - 200 |
| Brush speed | rpm | 180 |
| Vac motor rating | watts | 600 |
| Vac motor suction | cfm | 53 |
| Waterlift | in of water | 67 |
| Weight with batteries | lbs | 705 |
| Dimensions (LxWxH) | in | 59 x 33 x 42 |

| Part # | Description | List Price |
|-------------|---|------------|
| 9.841-456.0 | BD 80/100 W Bp Classic, 295 Ah wet batteries, shelf charger | \$12,110 |
| 9.841-457.0 | BD 80/100 W Bp Classic, 285 Ah AGM batteries, shelf charger | \$12,900 |
| 9.808-180.0 | BD 80/100 W Bp Classic, 24V lithium battery, shelf charger | \$16,690 |

Accessories

| | | |
|---------------|--|------------|
| ■ 4.762-591.0 | Pad drive board (standard) | \$284.00 |
| ■ 6.371-332.0 | Pad, red, medium-soft (standard) | \$105.00 |
| ■ 8.629-184.0 | Battery, Discover 6V/285 Ah AGM (std w/ 9.841-457.0) | \$1,555.00 |
| ■ 8.644-818.0 | Battery, Discover 24V Lithium Ion | \$9,195.00 |
| ■ 8.622-837.0 | Battery, Trojan 6V/271 Ah wet (std with 9.841-456.0) | \$852.00 |
| ■ 8.643-373.0 | Shelf charger for wet batteries (std w/ 9.841-456.0) | \$711.00 |
| ■ 8.643-374.0 | Shelf charger for AGM batteries (std w/ 9.841-457.0) | \$711.00 |
| ■ 4.777-102.0 | Squeegee, 1100 mm (standard w/ suction blades) | \$1,410.00 |

Accessories

| | | |
|---------------|--|------------|
| ■ 4.037-138.0 | Suction blades, 1230 mm, blue (standard) | \$310.00 |
| □ 4.905-000.0 | Disc brush, red, medium | \$180.00 |
| □ 4.905-032.0 | Disc brush, black, hard | \$523.00 |
| □ 4.905-031.0 | Disc brush, natural, soft | \$252.00 |
| □ 4.905-030.0 | Disc brush, white, very soft | \$217.00 |
| □ 4.037-140.0 | Suction blades 1230 mm, transparent | \$391.00 |
| □ 9.753-088.0 | Squeegee transport plate | \$25.60 |
| □ 2.644-140.0 | Warning beacon add-on kit | \$1,065.00 |

■ Included □ Optional

BR 85/100 W BP CLASSIC



Toughness meets ease of use.

This powerhouse is designed for simplicity, reliability, and ease of use, making it perfect for tackling challenging environments with exceptional cleaning ability and rugged construction. Its sturdy frame and excellent sight lines ensure maximum maneuverability, even in narrow spaces.

- Scrub deck and squeegee are made of durable aluminum which affords the user longer life in daily cleaning applications.
- Significant contact pressure (88 lbs) of its cylindrical brushes ensures exceptional cleaning on all types of floors.



Technical Specifications

| | | |
|------------------------------------|----------------------|---------------|
| Cleaning path/width | in | 34 |
| Brush type | cylindrical/disc/pad | Cylindrical |
| Brush quantity | units | 2 |
| Brush diameter | in | 4 |
| Suction bar (squeegee) width | in | 43 |
| Drive | pad-assist/traction | Traction |
| Solution/recovery capacity | gal | 26.4 / 26.4 |
| Theoretical/practical productivity | sq. ft/hr | 35,025/24,192 |
| Operating noise level | dBa | 65 |
| Battery charger | shelf/on board | Shelf |
| Brush contact pressure | lbs | 88 |
| Brush speed | rpm | 600 |
| Vac motor rating | watts | 500 |
| Vac motor suction | cfm | 51 |
| Waterlift | in of water | 64 |
| Weight with batteries | lbs | 705 |
| Dimensions (LxWxH) | in | 59 x 33 x 42 |

| Part # | Description | List Price |
|-------------|---|------------|
| 9.848-455.0 | BR 85/100 W Bp Classic, 185 Ah Wet batteries, shelf charger | \$16,800 |
| 9.848-456.0 | BR 85/100 W Bp Classic, 195 Ah AGM batteries, shelf charger | \$18,220 |
| 9.848-457.0 | BR 85/100 W Bp Classic, 114 Ah Lithium battery, shelf charger | \$21,380 |

Accessories

| | | |
|---------------|--|------------|
| ■ 8.622-837.0 | Battery, 6V/271 Ah wet (standard w/ 9.848-455.0) | \$852.00 |
| ■ 8.629-184.0 | Battery, 6V/285 Ah AGM (standard w/ 9.848-456.0) | \$1,555.00 |
| ■ 8.644-818.0 | Battery, Discover 24V Lithium Ion (std w/ 9.848-457.0) | \$9,195.00 |
| ■ 8.643-373.0 | Shelf charger for wet batteries (std w/ 9.848-455.0) | \$711.00 |
| ■ 8.643-374.0 | Shelf charger for AGM batteries (std w/ 9.848-456.0) | \$711.00 |
| ■ 4.777-102.0 | Squeegee, 1100 mm (standard with suction blades) | \$1,410.00 |
| ■ 4.035-606.0 | Red, 34" Cylindrical Brushes | \$374.00 |
| ■ 4.037-138.0 | Suction blades, 1230 mm, blue (standard) | \$310.00 |

Accessories

| | | |
|---------------|-------------------------------------|------------|
| □ 4.037-140.0 | Suction blades 1230 mm, transparent | \$391.00 |
| □ 9.753-088.0 | Squeegee transport plate | \$25.60 |
| □ 2.644-140.0 | Warning beacon add-on kit | \$1,065.00 |
| □ 4.035-406.0 | Home Base Kit | \$147.00 |
| □ 6.907-772.0 | White, Cylindrical Brush 34" | \$439.00 |
| □ 6.907-734.0 | Orange, Cylindrical Brush 34" | \$578.00 |
| □ 6.907-735.0 | Green, Cylindrical Brush 34" | \$912.00 |
| □ 6.907-736.0 | Black, Cylindrical Brush 34" | \$1,005.00 |

■ Included □ Optional

B 150 R BP



Race into efficiency with the B 150.

The B 150 R can cover up to 58,125 ft²/hr making this one impressively productive scrubber. Although it can cover large areas quickly, we made sure that it has great visibility for safety. Our KIK operating system and the color coded controls make operation simple and intuitive. KIK allows managers to control what functions and settings their employees can use and adjust.

- Clean ramps with grades up to 18%
- Features a unique all-wheel brake system for safety
- Utilize the large color LCD screen to adjust everything to your needs including contact pressure, water volume, brush speed, etc.
- Auto tank-rinsing and auto-fill come standard to allow the operator to do other tasks while rinse and fill are taking place



| Technical Specifications | | B 150 R + R 75 | B 150 R + D 75 | B 150 R + R 90 | B 150 R + D 90 |
|---------------------------------------|----------------------|----------------|----------------|----------------|----------------|
| Cleaning path/width | in | 30 | 30 | 35 | 35 |
| Brush type | cylindrical/disc/pad | Cylindrical | Disc | Cylindrical | Disc |
| Brush quantity | units | 2 | 2 | 2 | 2 |
| Brush diameter | in | 3.5 | 7.5 | 3.5 | 17.7 |
| Suction bar (squeegee) width | in | 37 | 37 | 42 | 42 |
| Drive | pad-assist/traction | Traction | Traction | Traction | Traction |
| Solution/recovery capacity | gal | 40/40 | 40/40 | 40/40 | 40/40 |
| Theoretical/practical productivity | sq. ft/hr | 48,438/31,485 | 48,438/31,485 | 58,125/37,780 | 58,125/37,780 |
| Operating noise level - std/Eco! mode | dBA | 67/64 | 67/64 | 67/64 | 67/64 |
| Battery charger | shelf/on board | Shelf | Shelf | Shelf | Shelf |
| Brush contact pressure | lbs | 245 | 224 | 275 | 238 |
| Brush speed | rpm | 1,200 | 140 | 1,200 | 140 |
| Drive /vac motor rating | watts | 600/750 | 600/750 | 600/750 | 600/750 |
| Vac motor suction | cfm | 55 | 55 | 55 | 55 |
| Waterlift | in of water | 72 | 72 | 72 | 72 |
| Weight without batteries | lbs | 959-1,146 | 959-1,146 | 959-1,146 | 959-1,146 |
| Dimensions (LxWxH) | in | 65 x 31 x 56 | 65 x 31 x 56 | 65 x 31 x 56 | 65 x 31 x 56 |
| Minimum turning radius | ft | 2.9 | 2.9 | 2.9 | 2.9 |
| Climbing ability - maximum slope | % grade | 10 | 10 | 10 | 10 |
| Max. working speed working | mph | 3.7 | 3.7 | 3.7 | 3.7 |

■ Included □ Optional

B 150 R Bp

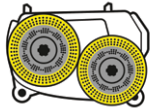
| Part # | Description | List Price |
|-------------|--|------------|
| 9.841-286.0 | B 150 R Bp, scrub deck sold separately, 36V/360 Ah batteries | \$24,720 |
| 9.841-287.0 | B 150 R Bp 2SB, scrub deck sold separately, 36V/360 Ah batteries, dual side brushes | \$27,380 |
| 9.841-288.0 | B 150 R Bp Advanced, scrub deck sold separately, 36V/360 Ah batteries (special order) | \$34,510 |
| 9.841-289.0 | B 150 R Bp 2SB Advanced, scrub deck sold separately, 36V/360 Ah batteries, dual side brushes (special order) | \$37,180 |
| 9.841-290.0 | B 150 R Bp, R 75 cylindrical scrub deck, 36V/360 Ah batteries | \$28,120 |
| 9.841-291.0 | B 150 R Bp, R 75 cylindrical scrub deck, 36V/312 Ah AGM batteries | \$31,730 |
| 9.841-294.0 | B 150 R Bp 2SB, R 75 cylindrical scrub deck, 36V/360 Ah batteries, dual side brushes. | \$30,790 |
| 9.841-295.0 | B 150 R Bp 2SB, R 75 cylindrical scrub deck, 36V/312 Ah AGM batteries, dual side brushes. | \$34,380 |
| 9.841-292.0 | B 150 R Bp, R 85 cylindrical scrub deck, 36V/360 Ah batteries. | \$29,350 |
| 9.841-293.0 | B 150 R Bp, R 85 cylindrical scrub deck, 36V/312 Ah AGM batteries. | \$32,940 |
| 9.841-296.0 | B 150 R Bp 2SB, R 85 cylindrical scrub deck, 36V/360 Ah batteries, dual side brushes. | \$31,990 |
| 9.841-297.0 | B 150 R Bp 2SB, R 85 cylindrical scrub deck, 36V/312 Ah AGM batteries, dual side brushes. | \$35,600 |
| 9.841-367.0 | B 150 R Bp, scrub deck sold separately, 36V/312 Ah AGM batteries | \$28,310 |
| 9.841-368.0 | B 150 R Bp 2SB, scrub deck sold separately, 36V/312 Ah AGM batteries, dual side brushes | \$30,960 |
| 9.841-365.0 | B 150 R Bp Advanced, scrub deck sold separately, 36V/312 Ah AGM batteries (special order) | \$36,480 |
| 9.841-366.0 | B 150 R Bp 2SB Advanced, scrub deck sold separately, 36V/312 Ah AGM batteries, dual side brushes (special order) | \$39,170 |

Accessories

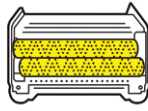
| | | |
|---------------|--|------------|
| ■ 5.035-344.0 | Operator Key, Yellow | \$65.00 |
| ■ 5.035-348.0 | Foreman Key, Gray | \$82.50 |
| ■ 4.778-007.0 | Squeegee assembly, 37-inch, parabolic assembly with linatex blades, standard on machines with R 75 & D 75 scrub decks | \$1,280.00 |
| □ 4.039-356.0 | 37" Linatex Squeegee Blades | \$135.00 |
| □ 4.039-357.0 | 37" Polyurethane Squeegee Blades | \$219.00 |
| □ 4.039-366.0 | 37" Mixed Blades (Front Poly/Rear Linatex) | \$190.00 |
| ■ 4.778-009.0 | Squeegee assembly, 47-inch, parabolic assembly with linatex blades, standard on machines with R 85 & D 90 scrub decks | \$1,880.00 |
| □ 4.039-362.0 | 47" Linatex Squeegee Blades | \$134.00 |
| □ 4.039-363.0 | 47" Polyurethane Squeegee Blades | \$140.00 |
| ■ 8.622-842.0 | 6V/360 Ah wet batteries | \$988.00 |
| ■ 8.629-184.0 | Battery, 6V/312 Ah AGM battery | \$1,555.00 |
| ■ 8.628-408.0 | Battery charger, 36V, 36A, 115V. For use with 8.622-842.0 | \$1,565.00 |
| ■ 8.600-015.0 | AGM battery charger, 36V, 21A, 115V | \$654.00 |
| □ 2.642-058.0 | Spray Suction Kit – for Cleaning Areas Not Easily Accessed by Machine (field installation required) | \$1,440.00 |
| □ 6.435-733.0 | Non-marking rear wheel, for use on sensitive floors that mark easily (field installation required) | \$661.00 |
| □ 4.444-015.0 | Suction hose accessories, for taking in water from corners (e.g. deep freezers) | \$263.00 |
| □ 2.642-058.0 | Spray Suction Kit – for Cleaning Areas Not Easily Accessed by Machine (field installation required) | \$1,440.00 |
| □ 6.435-733.0 | Non-marking rear wheel, for use on sensitive floors that mark easily (field installation required) | \$661.00 |
| □ 4.444-015.0 | Suction hose accessories, for taking in water from corners (e.g. deep freezers) | \$263.00 |
| □ 4.035-516.0 | 360° Warning Beacon (field installation required) | \$1,100.00 |
| □ 2.641-811.0 | Cleaning agent dosing system DS 3 – Can be directly connected to the main water supply; the fresh water tank is filled with the mixture of water and cleaning agent. Also in connection with the ABS filling system. | \$1,410.00 |
| □ 6.435-810.0 | Front tires, traction – with V profile and tire compound with especially good traction properties. Oil-proof. | \$1,330.00 |
| □ 6.435-446.0 | Front tires, traction – oil-resistant, for drive motor 4.035-569.0 | \$412.00 |
| □ 6.951-073.0 | Replacement side broom, for use with R-type scrub decks (1-pack) | \$220.00 |
| □ 2.644-089.0 | Overhead guard | \$5,775.00 |
| □ 2.644-088.0 | Add-on kit, side scrubbing deck | \$5,180.00 |

■ Included □ Optional

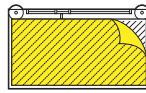
Scrubber Cleaning Heads & Brushes



D-Series
Disc Heads



R-Series
Cylindrical Heads



S-Series
Vibration Heads

We offer three different scrub decks to suit your unique needs. The three types R (cylindrical), D (disc) or S (vibration) each have their specific advantages. Disc decks are ideal for everyday scrubbing. Cylindrical heads are ideal for stubborn dirt or uneven surfaces. The S heads are very efficient at stripping of floors. No matter your need, we have you covered.

D 43 / 17-INCH DISC SCRUB DECK

| Part # | Description | List Price | B 40 | B 60 | B 80 | B 110 | B 150 |
|-------------|---|------------|------|------|------|-------|-------|
| 2.763-023.0 | D 43 head, 17-inch scrub deck for all battery-powered B 40 units | \$2,510.00 | ■ | | | | |
| 4.762-533.0 | Pad driver | \$301.00 | ■ | | | | |
| 6.905-526.0 | Disc microfiber pad, for daily cleaning of delicate surfaces including LVT and stone tile | \$670.00 | ■ | | | | |
| 4.905-023.0 | Disc brush, natural fibers | \$342.00 | ■ | | | | |
| 6.369-470.0 | Disc pad, red (general purpose/standard) | \$128.00 | ■ | | | | |
| 4.905-022.0 | Red disc brush, 17-inch | \$328.00 | ■ | | | | |
| 4.905-024.0 | Disc brush, white 17-inch | \$419.00 | ■ | | | | |
| 4.905-025.0 | Disc brush, black 17-inch | \$670.00 | ■ | | | | |
| 6.369-472.0 | Disc pad green (aggressive) | \$128.00 | ■ | | | | |
| 6.369-473.0 | Disc pad black (very aggressive) | \$128.00 | ■ | | | | |
| 6.369-469.0 | Disc pad white (soft) | \$128.00 | ■ | | | | |
| 6.371-081.0 | Disc pad beige (light aggregate) | \$113.00 | ■ | | | | |
| 6.371-149.0 | Disc pad, natural | \$216.00 | ■ | | | | |

D 51 / 20-INCH DISC SCRUB DECK

| Part # | Description | List Price | B 40 | B 60 | B 80 | B 110 | B 150 |
|-------------|--|------------|------|------|------|-------|-------|
| 2.763-026.0 | D 51 head, 20" / 510mm Scrub Deck for all Battery-Powered B 40 units | \$1,660.00 | ■ | | | | |
| 8.642-710.0 | One Time Conversion Kit, D 51 Orbital head (for serial # 10358 and higher)* | \$4,340.00 | ■ | | | | |
| 8.638-801.0 | Assembly, Deck, D 51 Orbital (replacement deck assembly) | \$3,260.00 | ■ | | | | |
| 4.905-026.0 | Disc brush, medium grit, red, for general cleaning (standard on brush machines) | \$378.00 | ■ | | | | |
| 4.905-028.0 | Disc brush, very soft, for cleaning sensitive floors and polishing, white | \$293.00 | ■ | | | | |
| 4.905-029.0 | Disc brush, hard, for stubborn dirt and deep cleaning. Only for hard-wearing surfaces, black | \$523.00 | ■ | | | | |
| 4.905-027.0 | Disc brush, soft, made of natural fibers, for cleaning and polishing | \$342.00 | ■ | | | | |
| 4.762-534.0 | Pad driver, 19 inch, quick-change coupling & centerlock (standard on pad driver machines) | \$155.00 | ■ | | | | |
| 6.371-271.0 | Disc microfiber pad, for daily cleaning of delicate surfaces including LVT and stone tile | \$704.00 | ■ | | | | |
| 6.369-079.0 | Red disc pad, 20-inch, medium soft red for cleaning all types of floors, 5-pack | \$155.00 | ■ | | | | |
| 6.369-078.0 | Green disc pad, 20-inch, aggressive for cleaning heavily soiled floors and for deep cleaning, 5-pack | \$155.00 | ■ | | | | |
| 6.369-077.0 | Black pad, 20-inch, hard, for cleaning heavily soiled floors and for deep cleaning, 5 pack | \$155.00 | ■ | | | | |
| 6.369-468.0 | Beige disc pad, 20-inch, light grit, for polishing & refreshing of hard & elastic smooth floor coverings, 5 pack | \$155.00 | ■ | | | | |
| 6.371-146.0 | Beige disc pad, 20 inch, soft, natural hair, for polishing | \$659.00 | ■ | | | | |

*For serial #10357 and lower, part number 6.613-512.3 must also be ordered

D 55 / 22-INCH DISC SCRUB DECK

| Part # | Description | List Price | B 40 | B 60 | B 80 | B 110 | B 150 |
|-------------|--|------------|------|------|------|-------|-------|
| 2.763-001.0 | D 55 brush head, disc head, 22-inch | \$2,385.00 | | ■ | | | |
| 4.905-015.0 | Disc brush, white - soft | \$266.00 | | ■ | | | |
| 4.905-016.0 | Disc brush, natural bristles | \$252.00 | | ■ | | | |
| 4.905-014.0 | Disc brush, red, standard with D 55 head | \$210.00 | | ■ | | | |
| 4.905-017.0 | Disc brush, black - very aggressive | \$481.00 | | ■ | | | |
| 4.762.445.0 | Pad driver | \$238.00 | | ■ | | | |
| 6.371-153.0 | Disc pad, red (soft) | \$106.00 | | ■ | | | |
| 6.371-154.0 | Disc pad, green (medium) | \$106.00 | | ■ | | | |
| 6.371-155.0 | Disc pad, black (hard) | \$106.00 | | ■ | | | |

■ Included □ Optional

Scrubber Cleaning Heads & Brushes

D 65 / 26-INCH DISC SCRUB DECK

| Part # | Description | List Price | B 40 | B 60 | B 80 | B 110 | B 150 |
|-------------|---|------------|------|------|------|-------|-------|
| 2.763-003.0 | D 65 brush head, disc head, 26-inch | \$3,020.00 | | ■ | ■ | | |
| 4.905-011.0 | Disc brush, white - soft | \$185.00 | | ■ | ■ | | |
| 4.905-012.0 | Disc brush, natural bristles | \$271.00 | | ■ | ■ | | |
| 4.905-010.0 | Disc brush, red, standard with D 65 head | \$252.00 | | ■ | ■ | | |
| 4.905-013.0 | Disc brush, black - very aggressive | \$446.00 | | ■ | ■ | | |
| 4.762-446.0 | Pad driver | \$266.00 | | ■ | ■ | | |
| 6.369-003.0 | Red disc pads, set of 5 | \$99.50 | | ■ | ■ | | |
| 6.369-002.0 | Green disc pads, medium soft, green, set of 5 | \$99.50 | | ■ | ■ | | |
| 6.369-001.0 | Black disc pads, hard, set of 5 | \$99.50 | | ■ | ■ | | |
| 6.369-959.0 | Disc microfiber pad, for daily cleaning of delicate surfaces including LVT and stone tile | \$263.00 | | ■ | ■ | | |

D 75 / 30-INCH DISC SCRUB DECK

| Part # | Description | List Price | B 40 | B 60 | B 80 | B 110 | B 150 |
|-------------|---|------------|------|------|------|-------|-------|
| 2.763-005.0 | D 75 brush head, disc head, 30-inch | \$4,235.00 | | | ■ | ■ | ■ |
| 4.905-019.0 | Disc brush, white - soft | \$266.00 | | | ■ | ■ | ■ |
| 4.905-020.0 | Disc brush, natural bristles | \$342.00 | | | ■ | ■ | ■ |
| 4.905-018.0 | Disc brush, red, standard with D 75 head | \$322.00 | | | ■ | ■ | ■ |
| 4.905-021.0 | Disc brush, black - very aggressive | \$600.00 | | | ■ | ■ | ■ |
| 4.762-447.0 | Pad driver | \$340.00 | | | ■ | ■ | ■ |
| 6.369-791.0 | Disc pad, red (soft) | \$98.50 | | | ■ | ■ | ■ |
| 6.369-790.0 | Disc pad, green (medium) | \$108.00 | | | ■ | ■ | ■ |
| 6.369-789.0 | Disc pad, black (hard) | \$108.00 | | | ■ | ■ | ■ |
| 6.371-078.0 | Disc microfiber pad, for daily cleaning of delicate surfaces including LVT and stone tile | \$293.00 | | | ■ | ■ | ■ |

D 90 / 36-INCH DISC SCRUB DECK

| Part # | Description | List Price | B 40 | B 60 | B 80 | B 110 | B 150 |
|-------------|--|------------|------|------|------|-------|-------|
| 2.763-008.0 | D 90 brush head, disc, 36-inch | \$6,480.00 | | | | | ■ |
| 4.905-003.0 | Disc brush, red, standard with D 90 head | \$342.00 | | | | | ■ |
| 4.905-004.0 | Disc brush, natural bristles | \$355.00 | | | | | ■ |
| 4.905-005.0 | Disc brush, white - soft | \$434.00 | | | | | ■ |
| 4.905-006.0 | Disc brush, black - very aggressive | \$698.00 | | | | | ■ |
| 4.762-493.0 | Pad driver | \$323.00 | | | | | ■ |
| 6.369-022.0 | Disc pad, black - hard | \$121.00 | | | | | ■ |
| 6.369-023.0 | Disc pad, green - medium | \$121.00 | | | | | ■ |
| 6.369-024.0 | Disc pad, red - soft | \$121.00 | | | | | ■ |

R 45 / 18-INCH CYLINDRICAL SCRUB DECK

| Part # | Description | List Price | B 40 | B 60 | B 80 | B 110 | B 150 |
|-------------|--|------------|------|------|------|-------|-------|
| 2.763-020.0 | R 45 head, 18-inch scrub deck for non-traction drive machines (for C Units) | \$1,855.00 | ■ | | | | |
| 2.763-019.0 | R 45 head, 18-inch scrub deck for traction drive machines (for W Units) | \$2,510.00 | ■ | | | | |
| 4.762-392.0 | Cylindrical red brush, medium stiff bristles for all-around cleaning on smooth & textured floors | \$168.00 | ■ | | | | |
| 4.762-405.0 | Cylindrical white brush, soft bristles for gentle cleaning on all-surface floors | \$252.00 | ■ | | | | |
| 4.762-406.0 | Cylindrical orange brush, high-low bristles for cleaning all grouted surface floors | \$271.00 | ■ | | | | |
| 4.762-407.0 | Cylindrical green brush, stiff bristles for aggressive cleaning on irregular surface floors | \$489.00 | ■ | | | | |
| 4.762-408.0 | Cylindrical black brush, extremely stiff bristles for stubborn dirt on rugged floors | \$496.00 | ■ | | | | |
| 4.762-413.0 | Cylindrical pad shaft (required for all brushes below) | \$572.00 | ■ | | | | |
| 4.114-009.0 | Cylindrical microfiber pad, for daily cleaning of delicate surfaces including LVT and stone tile | \$335.00 | ■ | | | | |
| 6.367-105.0 | Cylindrical pad, yellow (soft) | \$314.00 | ■ | | | | |
| 6.367-107.0 | Cylindrical pads, red, general purpose | \$314.00 | ■ | | | | |
| 6.367-108.0 | Cylindrical pad, white, (very soft) for high-gloss floors | \$306.00 | ■ | | | | |
| 6.367-106.0 | Cylindrical pad, green (hard & aggressive) | \$314.00 | ■ | | | | |

■ Included □ Optional

Scrubber Cleaning Heads & Brushes

| R 55 / 22-INCH CYLINDRICAL SCRUB DECK | | | | | | | |
|---------------------------------------|--|------------|------|------|------|-------|-------|
| Part # | Description | List Price | B 40 | B 60 | B 80 | B 110 | B 150 |
| 2.763-013.0 | R 55 head, 22-inch scrub deck for non-traction drive machines (for B 40 C units) | \$2,565.00 | ■ | | | | |
| 2.763-011.0 | R 55 head, 22-inch scrub deck for traction drive machines (for B 40 W) | \$2,225.00 | ■ | | | | |
| 4.035-184.0 | Cylindrical red brush, 22-inch, medium stiff bristles, all-around cleaning on smooth and | \$143.00 | ■ | | | | |
| 4.762-409.0 | Cylindrical white brush, 22-inch, soft | \$328.00 | ■ | | | | |
| 4.762-410.0 | Cylindrical orange brush, 22-inch, high/low bristles for uneven floors | \$350.00 | ■ | | | | |
| 4.762-411.0 | Cylindrical green brush, 22-inch, hard bristles | \$580.00 | ■ | | | | |
| 4.762-412.0 | Cylindrical brush black 22-inch | \$662.00 | ■ | | | | |
| 4.762-415.0 | Cylindrical pad shaft, 22-inch, 2 required | \$465.00 | ■ | | | | |
| 8.635-692.0 | Cylindrical, stripping 22-inch | \$164.00 | ■ | | | | |
| 4.114-010.0 | Cylindrical microfiber pad, 22-inch, for daily cleaning of delicate surfaces including LVT and | \$383.00 | ■ | | | | |
| 6.369-732.0 | Yellow pad, 22-inch | \$230.00 | ■ | | | | |
| 6.369-734.0 | Red pad, 22-inch, medium grit for all-around cleaning on smooth and textured floors | \$174.00 | ■ | | | | |
| 6.369-735.0 | White pad, includes sleeve, 22-inch | \$229.00 | ■ | | | | |
| 6.369-733.0 | Green pad, 22-inch | \$181.00 | ■ | | | | |
| 2.763-002.0 | R 55 head, cylindrical, 22-inch | \$4,000.00 | | ■ | | | |
| 6.906-977.0 | Cylindrical brush, white, soft | \$328.00 | | ■ | | | |
| 4.035-193.0 | Cylindrical brush, red, standard with R 55 head | \$109.00 | | ■ | | | |
| 6.906-978.0 | Cylindrical brush, orange, hi-lo grout brush | \$301.00 | | ■ | | | |
| 6.906-979.0 | Cylindrical brush, green, hard | \$544.00 | | ■ | | | |
| 6.906-980.0 | Cylindrical brush, black, very aggressive | \$628.00 | | ■ | | | |
| 8.635-692.0 | Cylindrical, stripping 22-inch | \$164.00 | | ■ | | | |
| 4.762-432.0 | Cylindrical brush, red (2 required) | \$593.00 | | ■ | | | |
| 6.369-389.0 | White cylindrical pad, extra soft, set of 20 | \$112.00 | | ■ | | | |
| 6.369-454.0 | Yellow cylindrical pad, soft, set of 20 | \$112.00 | | ■ | | | |
| 6.369-455.0 | Green cylindrical pad, hard, set of 20 | \$110.00 | | ■ | | | |

| R 65 / 26-INCH CYLINDRICAL SCRUB DECK | | | | | | | |
|---------------------------------------|--|------------|------|------|------|-------|-------|
| Part # | Description | List Price | B 40 | B 60 | B 80 | B 110 | B 150 |
| 2.763-004.0 | R 65 brush head, cylindrical, 26-inch | \$2,785.00 | | ■ | ■ | | |
| 6.906-981.0 | Cylindrical white brush, soft | \$390.00 | | ■ | ■ | | |
| 4.035-187.0 | Cylindrical red brush | \$112.00 | | ■ | ■ | | |
| 6.906-982.0 | Cylindrical orange brush, high-low for grout | \$355.00 | | ■ | ■ | | |
| 6.906-983.0 | Cylindrical green brush, hard | \$620.00 | | ■ | ■ | | |
| 6.906-984.0 | Cylindrical black brush, very aggressive | \$685.00 | | ■ | ■ | | |
| 4.762-433.0 | Cylindrical Pad Shaft | \$649.00 | | ■ | ■ | | |
| 6.369-389.0 | White cylindrical pad, extra soft, set of 20 | \$112.00 | | ■ | ■ | | |
| 6.369-454.0 | Yellow cylindrical pad, soft, set of 20 | \$112.00 | | ■ | ■ | | |
| 6.369-455.0 | Green cylindrical pad, hard, set of 20 | \$110.00 | | ■ | ■ | | |
| 6.369-456.0 | Red cylindrical pad, medium, set of 20 | \$110.00 | | ■ | ■ | | |

| R 75 / 30-INCH CYLINDRICAL SCRUB DECK | | | | | | | |
|---------------------------------------|---|------------|------|------|------|-------|-------|
| Part # | Description | List Price | B 40 | B 60 | B 80 | B 110 | B 150 |
| 2.763-047.0 | R 75 Aluminum brush head, cylindrical, 30-inch | \$4,075.00 | | | | ■ | ■ |
| 6.907-729.0 | Cylindrical white brush, soft, 30-inch | \$450.00 | | | | ■ | ■ |
| 4.035-605.0 | Cylindrical red brush, 30-inch | \$301.00 | | | | ■ | ■ |
| 6.907-730.0 | Cylindrical orange brush, high-low for grout, 30-inch | \$537.00 | | | | ■ | ■ |
| 6.907-731.0 | Cylindrical green brush, hard, 30-inch | \$746.00 | | | | ■ | ■ |
| 6.907-732.0 | Cylindrical black brush, very aggressive, 30-inch | \$832.00 | | | | ■ | ■ |

■ Included □ Optional

Scrubber Cleaning Heads & Brushes

R 85 / 34-INCH ALUMINUM CYLINDRICAL SCRUB DECK

| Part # | Description | List Price | B 40 | B 60 | B 80 | B 110 | B 150 |
|-------------|---|------------|------|------|------|-------|-------|
| 2.763-048.0 | R 85 Aluminum brush head, cylindrical, 34-inch | \$4,770.00 | | | | | ■ |
| 6.907-772.0 | Cylindrical white brush, soft, 34-inch | \$439.00 | | | | | ■ |
| 4.035-606.0 | Cylindrical red brush, 34-inch | \$374.00 | | | | | ■ |
| 6.907-734.0 | Cylindrical orange brush, high-low for grout, 34-inch | \$578.00 | | | | | ■ |
| 6.907-735.0 | Cylindrical green brush, hard, 34-inch | \$912.00 | | | | | ■ |
| 6.907-736.0 | Cylindrical black brush, very aggressive, 34-inch | \$1,005.00 | | | | | ■ |

S 65 / 26-INCH VIBRATION SCRUB DECK

| Part # | Description | List Price | B 40 | B 60 | B 80 | B 110 | B 150 |
|-------------|---|------------|------|------|------|-------|-------|
| 2.763-030.0 | S 65 Brush Head, Oscillating Scrub Deck, 26-inch | \$4,560.00 | | ■ | ■ | | |
| 4.036-063.0 | S 65 Orbital Head Connection Kit, required for connecting S 65 orbital, B 60 and B 80 units | \$512.00 | | ■ | ■ | | |
| 8.635-789.0 | Pad, S65 Surface Prep, Package of 5 | \$257.00 | | ■ | ■ | | |
| 8.635-788.0 | Pad, S65, Red Package of 5 | \$195.00 | | ■ | ■ | | |
| 8.635-836.0 | Pad, S65, White Package of 5 | \$195.00 | | ■ | ■ | | |

■ Included □ Optional

SPECIALTY



SG 4/4
Steam Cleaner (shown with options)

SG 4/4



Clean without chemicals.

Time is money—particularly in commercial cleaning. The SG 4/4 steamer has an ingenious two-tank filling system allowing for continuous use. Steam cleaning can impressively remove bacteria without chemical. It is also ideal for cleaning kitchens and grout.

- Our unique two-tank system allows for continuous use
- Very little time is needed to heat up the unit
- Control the level of steam
- Switch to pressurized hot water to remove stubborn dirt
- Only water is used by the SG 4/4 to save you money and to improve the health of users and guests



Technical Specifications

| | | |
|-----------------------------------|---------|------------------|
| Voltage | V | 110 |
| Steam temp/pressure | °F /PSI | 248/58 |
| Tank capacity | gal | 1.06 |
| Cable length | in | 24.5 |
| Weight without accessories | lbs | 17.6 |
| Dimensions (L x W x H) | in | 19 x 12.6 x 10.8 |

| Part # | Description | List Price |
|-------------|--|------------|
| 1.092-805.0 | SG 4/4, commercial steam cleaner | \$2,235 |
| 9.841-414.0 | SG 4/4, commercial steam cleaner with transport cart | \$2,865 |

Accessories

| | | |
|---------------|----------------------|----------|
| ■ 4.322-020.0 | Steam Hose | \$263.00 |
| ■ 4.127-024.0 | Extension Tube | \$5.20 |
| ■ 2.884-280.0 | Hand Tool | \$19.99 |
| ■ 6.906-185.0 | Floor Nozzle | \$111.00 |
| ■ 2.863-263.0 | Power Nozzle Set | \$16.99 |
| ■ 2.884-281.0 | Point Jet Nozzle | \$22.00 |
| ■ 4.013-030.0 | Funnel | \$71.50 |
| ■ 2.863-264.0 | Round Brush Set | \$15.99 |
| □ 2.863-025.0 | Window Nozzle | \$15.00 |
| □ 6.273-140.0 | Wiper Blade (window) | \$36.70 |
| □ 2.863-062.0 | Wallpaper Stripper | \$45.00 |

Accessories

| | | |
|---------------|--|----------|
| □ 2.863-171.0 | Steam+Clean Microfiber Cloth Set for Bathrooms (Includes 4 different cloths) | \$157.00 |
| □ 2.863-172.0 | Steam+Clean Microfiber Cloth Set for Kitchens (Includes 4 different cloths) | \$157.00 |
| □ 2.863-173.0 | Steam+Clean Microfiber Velour Floor Cloth Set (Includes 2 cloths) | \$103.00 |
| □ 2.863-174.0 | Steam+Clean Microfiber Velour Cloth Covers for the Hand Tool (Includes 2 cloths) | \$102.00 |
| □ 6.962-097.0 | Filling Funnel | \$14.90 |
| □ 2.885-465.0 | Floor Tool Replacement | \$84.00 |
| □ 6.962-239.0 | Two Wheel Transport Cart | \$632.00 |

■ Included □ Optional

SGV 6/5



Hygiene, non-stop.

The easy-to-use SGV 6/5 steam vacuum cleaner offers hygienic cleanliness. A single machine that is a steam cleaner and wet vacuum cleaner in one. With EASY Operation switch, secure accessory integration and hand tool for controlling the steam/vacuum function.

- One easy-to-use switch controls all operation
- Self-explanatory symbols means less training required
- Our unique design allows you to refill the water while in use
- The Included hand tool features an adjustment knob that allows you to adjust the water/steam regulation and turn the vacuum on and off



Technical Specifications

| | | |
|-----------------------------------|----------------|--------------|
| Voltage | V | 110-120 |
| Steam temp/pressure | °F /PSI | 327/87 |
| Tank capacity | gal | 1.3 |
| Cable length | in | 24.5 |
| Weight without accessories | lbs | 86 |
| Dimensions (L x W x H) | in | 25 x 19 x 38 |

| Part # | Description | List Price |
|-------------|--|------------|
| 1.092-003.0 | SGV 6/5, commercial steam cleaner and wet vacuum | \$6,635 |

Accessories

| | | |
|---------------|---|---------|
| ■ 2.863-011.0 | Round brush set, 3 brushes (standard) | \$23.00 |
| ■ 2.889-005.0 | Floor Nozzle, 12 in (standard) | \$59.00 |
| ■ 2.889-006.0 | Brush strips for floor nozzle 2.889-005.0 (standard) | \$15.00 |
| ■ 2.889-007.0 | Rubber Strip, 12 in, for nozzle 2.889-005.0 (standard) | \$14.90 |
| ■ 2.889-008.0 | Manual Nozzle, 6 in (standard) | \$32.80 |
| ■ 2.889-009.0 | Brush Strip, 6 in for manual nozzle 2.889-008.0 (standard) | \$12.40 |
| ■ 2.889-010.0 | Rubber Strip, 6 in for manual nozzle 2.889-008.0 (standard) | \$14.50 |
| ■ 2.889-011.0 | Accessories Adapter (standard) | \$38.30 |
| ■ 2.889-028.0 | Crevice Nozzle (standard) | \$14.70 |

Accessories

| | | |
|---------------|--|------------|
| ■ 2.889-052.0 | Adapter for attaching round brushes (standard) | \$9.80 |
| ■ 4.440-009.0 | Steam suction hose (standard) | \$1,200.00 |
| □ 2.889-058.0 | Extension tube set (1 piece) | \$35.60 |
| ■ 2.889-004.0 | Extension tube set (2 pieces) | \$170.00 |
| □ 2.889-053.0 | Triangular floor nozzle (optional) | \$78.00 |
| □ 2.863-007.0 | Round brush stainless steel (very hard bristles) set, 3 Nozzles (optional) | \$11.20 |
| □ 2.863-008.0 | Round Brass Brush (hard bristles) Set, 3 Nozzles (optional) | \$19.30 |
| □ 2.863-009.0 | Pekalon round brush (medium-hard bristles) set (optional) | \$12.20 |

■ Included □ Optional

SG 1 C Bp

Turn up the heat on gum removal.

The SG 1 C Bp is a portable gum remover. Powered by a single lithium ion battery, this gum remover is quiet and offers up to 4 hours of uninterrupted operation. Gum is removed in 4-6 seconds, and it is safe to use on stone, concrete and even carpet. Great for maintaining shopping malls, schools, train stations, airports, hotels, hospitals, restaurants and supermarkets.

- Low pressure fuel canisters are designed to ensure delivery of proper fuel volume and safe operation
- No cords ensures safety and convenience
- No harsh residue—safe on all surfaces



Technical Specifications

| | | |
|--------------------|-----|-----------------|
| Run time | hrs | 4 |
| Weight | lbs | 11 |
| Dimensions (LxWxH) | in | 4.5 x 13 x 20.5 |

| Part # | Description | List Price |
|-------------|--------------------------------|------------|
| 1.013-104.0 | SG1 C Bp, backpack gum remover | \$4,600 |

Accessories

| | | | |
|--------------------------|-------------|--|------------|
| <input type="checkbox"/> | 1.013-104.0 | SG1 C Bp, backpack gum remover | \$4,600.00 |
| <input type="checkbox"/> | 8.639-871.0 | Service pack: 2 LPG cartridges, 4 bottles of solution and 2 black stainless steel brushes, 1 green brush. Expect 8-9 hours run time. | \$240.00 |
| <input type="checkbox"/> | 8.642-880.0 | Stainless steel brushes: 2 pack replacement stainless steel brushes (black) | \$60.00 |
| <input type="checkbox"/> | 8.642-931.0 | Polypropylene brushes: 2 pack polypropylene brushes (green), for carpet and material | \$30.60 |
| <input type="checkbox"/> | 8.639-828.0 | Charger | \$218.00 |
| <input type="checkbox"/> | 8.638-521.0 | Battery | \$941.00 |
| <input type="checkbox"/> | 8.639-846.0 | Lance & hose | \$5,570.00 |

■ Included □ Optional

AB 84 CUL



Reduce carpet drying times by up to 50%.

Powerful enough for any job yet economical enough to not break the bank; rely on the AB 84 CUL as your air blower of choice. If you have wet floors or carpet, dry your facility up to 50 percent faster so you can resume to business-as-usual sooner. This economical unit features three speeds as well as three different vertical standing positions so you can direct air anywhere you need to. The powerful 3,000 cfm air movement promotes rapid drying in no time.

- Upright handle and transport wheels for safety and convenience
- Three speeds of air movement for every type of job
- Maximum air movement of 3,000 cfm for rapid drying of carpeted and hard floors
- Sturdy four point motor mount to withstand heavy use and rough handling
- Built-in carpet clip for flood restoration jobs

Technical Specifications

| | | |
|-------------------------------|-----|------------------|
| Air flow rate - level 1, 2, 3 | cfm | 3000/2500/2000 |
| Fan speed - level 1, 2, 3 | rpm | 1600/1350/1050 |
| Power cord length | ft | 25 |
| Motor rating | hp | 0.5 |
| Voltage | V | 115 |
| Weight | lbs | 39 |
| Dimensions (LxWxH) | in | 22.8 x 16 x 21.5 |

| Part # | Description | List Price |
|-------------|--|------------|
| 1.004-039.0 | AB 84 CUL, three - speed commercial air blower with upright handle | \$494 |

■ Included □ Optional

BDS 51/175 C



Strong, solid and robust operation.

The BDS 51/175 C floor machine is a high quality, durable unit that offer powers and versatility for scrubbing and stripping. It features an adjustable handle to accommodate various user heights and five inch non-marking wheels to allow easy transportation. This machine is available in single-speed or dual-speed.

- Robust motor for everyday reliability
- Separate start and run capacitors for durability
- Cord strain relief to keep cord from breaking or tearing
- Strong and solid handle housing for trouble free operation

Technical Specifications

| | | |
|--------------------------------------|-------------|----------------|
| Pad size | in | 20 |
| Pad speed | rpm | 175 |
| Theoretical / practical productivity | sq. ft / hr | 2,222 |
| Operating noise level | dBa | 63 |
| Voltage | V | 115 |
| Motor | hp | 1.5 |
| Wheel diameter | in | 5 x 1.25 |
| Power cord length | ft | 50 |
| Weight | lbs | 118 |
| Dimensions (LxWxH) | in | 24.5 x 21 x 47 |

| Part # | Description | List Price |
|-------------|-----------------------|------------|
| 1.009-103.0 | BDS 51/175 C, 20-inch | \$1,865.00 |

Accessories

| | | | |
|-------------------------------------|-------------|---|----------|
| <input checked="" type="checkbox"/> | 8.628-430.0 | Pad driver, 20" With Clutch Plate, Floor Machine | \$244.00 |
| <input checked="" type="checkbox"/> | 8.628-429.0 | Pad driver, 20-inch for dual speed machine (BDS 51/175-300 C) | \$496.00 |
| <input type="checkbox"/> | 8.645-238.0 | Solution tank 4 gallon (Compatible with 1.009-102.0 & 1.009-103.0 models) | \$558.00 |
| <input type="checkbox"/> | 8.600-507.0 | Center lock | \$39.00 |
| <input type="checkbox"/> | 8.628-369.0 | 20-inch aggressive grit brush with clutch plate | \$489.00 |
| <input type="checkbox"/> | 8.628-378.0 | 20-inch mild grit brush with clutch plate | \$489.00 |
| <input type="checkbox"/> | 8.628-379.0 | 20-inch nylon polish brush with clutch plate | \$238.00 |
| <input type="checkbox"/> | 8.628-377.0 | 20-inch nylon scrub brush with clutch plate | \$238.00 |
| <input type="checkbox"/> | 8.628-370.0 | 20-inch polypropylene brush with clutch plate | \$160.00 |
| <input type="checkbox"/> | 8.625-259.0 | 20-inch sanding disc | \$682.00 |

Included Optional

DETERGENTS



THE **MAGNIFICENT** **SEVEN**

DETERGENTS



#1 TOUGHNESS ADVANCED FORMULA

A highly-concentrated detergent that tackles built-up oil and grease, while gentle enough for the fine finishes found on cars and in general cleaning.

BEST ALL-PURPOSE

#2 ROADSHOW ADVANCED FORMULA

A highly-concentrated detergent that tackles built-up oil and grease, while gentle enough for the fine finishes found on cars and in general cleaning.

BEST TRUCK WASH

#3 SALT AND ICE MELT REMOVER

A combination detergent that breaks down the crystalline structure of ice melt salt and prevents surface crystallization. Also effective in salt water environments.

BEST WINTER WASH

#4 DYNA-MIGHT ADVANCED FORMULA

A highly concentrated formula designed to remove grease and dirt from fleet vehicles, engines, trucks, buses, tractors, and heavy equipment.

HEAVY-DUTY DEGREASER

#5 SUPER DYNA-MIGHT ADVANCED FORMULA

An extra heavy-duty detergent for cutting through extra tough grease and dirt from heavy machinery, engines, off-road equipment and more.

EXTRA HEAVY-DUTY DEGREASER

#6 FLEET ALUMINUM BRIGHTENER

An extra-strength, acid-based brightener designed for non-polished aluminum tanks, trailers, and wheels and for preparing aluminum for painting.

SHINE & PREP



Landa's Magnificent Seven:

- Industry-leading performance
- Highly rated among users
- Economical cost in use
- Reliable delivery times

#7 METAL PAINT AND PREP PHOSPHATIZER

A complete cleaning agent for the phosphatizing of iron and steel parts prior to painting. Effective in spray, dip and wipe-on applications.

BEST FOR PAINT PREP

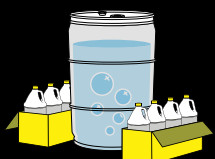
GENERAL PURPOSE

TOUGHNESS ADVANCED FORMULA **BIODEGRADABLE**

A highly-concentrated detergent that tackles built-up oil and grease, while gentle enough for the fine finishes found on cars and in general cleaning. An ideal general purpose cleaner for stainless steel, aluminum, glass, concrete, plastic and painted surfaces. Acts as an effective pre-soak or pre-spray in more challenging applications.




| pH | Color | Scent | Dilution | Foam | Hardness 1-5 | Phosphate Free | Kosher |
|---|--------------|--------------------|-------------|---------------|---------------|----------------|--------|
| 12.1 | red - orange | no added fragrance | 1:150 | high | 5 | ✓ | ✓ |
| Size / Description | | | Part No. | Form | Ship Wt (lbs) | List Price | |
| 6 Pail Super Concentrate Kit (makes 6, 5 gal pails) | | | 8.931-967.0 | Liquid-Liquid | 48 | \$416.00 | |
| Drum Super Concentrate Kit (makes 1, 55 gal drum) | | | 8.931-968.0 | Liquid-Liquid | 84 | \$608.00 | |
| 9 Pak Super Concentrate Kit (makes 495 gals) | | | 8.931-969.0 | Liquid-Liquid | 728 | \$4,500.00 | |
| 2 x 2.5 gal | | | 8.759-267.0 | Liquid | 2484 | \$112.00 | |
| 5 gal | | | 8.759-268.0 | Liquid | 46 | \$94.00 | |
| 55 gal | | | 8.759-269.0 | Liquid | 492 | \$715.00 | |
| 275 gal (made-to-order) | | | 8.759-270.0 | Liquid | 2484 | \$3,561.00 | |
| Label, 50-Pack, Toughness Advanced Formula, 5 gal | | | 8.759-271.0 | | | \$129.00 | |
| Label, 50-Pack, Toughness Advanced Formula, 55 gal | | | 8.759-272.0 | | | \$129.00 | |
| Label, 10-Pack, Toughness Advanced Formula, 275 gal | | | 8.760-083.0 | | | \$28.00 | |
| Landa Pail / Lid Combo, Yellow | | | 8.929-774.0 | | | \$27.50 | |
| Landa Pail / Lid Combo, White | | | 9.846-058.0 | | | \$26.50 | |



Save More with Liquid-Liquid Mix Kits

Landa's Advanced Formula detergent mix kits offer you savings by eliminating the need for hot water, plus the convenience of 70% faster mixing time and no messy powders. Scan the code for more information and detailed mixing instructions.



GENERAL PURPOSE CLEANER

General Purpose Cleaner is a blend of ingredients formulated to provide a low-foaming detergent for safe removal of dirt and grime off a broad range of surfaces. It is formulated to pass through a pressure washer without damaging the high-pressure pump. This formula is ideal for power washing around a home or shop, including exterior walls, decks, driveways, and roofs. It is also effective in cleaning machinery, equipment, cars, RVs, and trucks. It is safe for cleaning indoors or outdoors.

| pH | Color | Scent | Dilution | Foam | Hardness 1-5 | Phosphate Free | Kosher |
|--------------------|--------|--------|-------------|------|--------------|----------------|--------|
| 10.2 | purple | slight | 1 : 128 | low | 5 | ✓ | ✓ |
| Size / Description | | | Part No. | | | List Price | |
| 5 gal | | | 8.719-145.0 | | | \$89.50 | |
| 55 gal | | | 8.906-714.0 | | | \$779.00 | |

BUILDING INTERIOR/EXTERIOR CLEANER

Building Interior/Exterior Cleaner is safe to use on aluminum, stainless steel, glass, plastic, paint, stone and masonry surfaces. Building Interior/Exterior Cleaner is ideal for power washing around a home or shop, including exterior walls, decks, driveways, and roof. This formula is phosphate-free and outperforms most competitive phosphate products.

| pH | Color | Scent | Dilution | Foam | Hardness 1-5 | Phosphate Free | Kosher |
|--------------------|--------|--------|-------------|------|--------------|----------------|--------|
| 10.2 | purple | slight | 1 : 130 | low | 5 | ✓ | ✓ |
| Size / Description | | | Part No. | | | List Price | |
| 5 gal | | | 8.698-170.0 | | | \$92.50 | |
| 55 gal | | | 8.698-171.0 | | | \$727.00 | |

DETERGENTS

CONCRETE CLEANER

Concrete Cleaner is formulated to clean stone and concrete surfaces. It is effective in removing oil, grease, baked-on carbon, tar and asphalt from unfinished concrete floors, walls and grout. Concrete Cleaner is engineered to pass through a pressure washer without damaging the high-pressure pump. It is safe to use on aluminum, stainless steel, glass, plastic and painted surfaces. This formula is phosphate-free and outperforms most competitive phosphate products.

| pH | Color | Scent | Dilution | Foam | Hardness 1-5 | Phosphate Free | Kosher |
|--------------------|--------|--------|-------------|------------|--------------|----------------|--------|
| 12.3 | yellow | citrus | 1 : 150 | high | 5 | ✓ | ✓ |
| Size / Description | | | Part No. | List Price | | | |
| 5 gal | | | 8.720-068.0 | \$152.00 | | | |
| 55 gal | | | 8.720-069.0 | \$1,460.00 | | | |

RM 99 SOLAR CLEANER

RM 99 Solar Cleaner is specific for cleaning solar and photovoltaic systems, and it's perfectly adapted to their unique surfaces. Its highly efficient, gentle on materials, and removes even stubborn and greasy stains. It prevents the formation of limescale and maximizes the effectiveness of the system at minimum cost.

| pH | Color | Scent | Dilution | Foam | Hardness 1-5 | Phosphate Free | Kosher |
|--------------------|-------|-------|-------------|------------|--------------|----------------|--------|
| 8.8 | none | none | 1 : 800 | low | 4 | | |
| Size / Description | | | Part No. | List Price | | | |
| 5 gal | | | 8.698-094.0 | \$153.00 | | | |

TRANSPORTATION

ROADSHOW ADVANCED FORMULA BIODEGRADABLE

A highly-concentrated truck wash that removes the toughest road grime on cars, trucks, buses, tractors, trailers, RVs and off-road equipment. Roadshow Advanced Formula contains a set of ingredients that result in extremely fast and effective removal of grease, oil, dirt, smoke trails and road film, leaving a clean, professionally shined appearance every time. It's excellent on oxidized paint and polished aluminum and can also be used as a pre-soak or pre-spray in more demanding areas.



| pH | Color | Scent | Dilution | Foam | Hardness 1-5 | Phosphate Free | Kosher |
|--|----------|-------------------|-------------|---------------|---------------|----------------|--------|
| 12.1 | dark red | fresh citrus mint | 1 : 150 | high | 5 | ✓ | ✓ |
| Size / Description | | | Part No. | Form | Ship Wt (lbs) | List Price | |
| 6 Pail Super Concentrate Kit (makes 6 x 5 gal pails) | | | 8.931-700.0 | Liquid-Liquid | 48 | \$425 | |
| Drum Super Concentrate Kit (makes 1 x 55 gal drum) | | | 8.931-702.0 | Liquid-Liquid | 84 | \$615 | |
| 9 Pak Super Concentrate Kit (makes 495 gals) | | | 8.931-701.0 | Liquid-Liquid | 728 | \$4,550.50 | |
| 2 x 2.5 gal | | | 8.759-895.0 | Liquid | 2484 | \$114 | |
| 5 gal | | | 8.759-896.0 | Liquid | 46 | \$95.50 | |
| 55 gal | | | 8.759-897.0 | Liquid | 492 | \$756 | |
| 275 gal (made-to-order) | | | 8.759-898.0 | Liquid | 2484 | \$3,713.50 | |
| Label, 50-Pack, Roadshow Advanced Formula, 5 gal | | | 8.759-899.0 | | | \$129.00 | |
| Label, 50-Pack, Roadshow Advanced Formula, 55 gal | | | 8.759-900.0 | | | \$129.00 | |
| Label, 10-Pack, Roadshow Advanced Formula, 275 gal | | | 8.759-901.0 | | | \$28.00 | |
| Landa Pail / Lid Combo, Yellow | | | 8.929-747.0 | | | \$26.10 | |
| Landa Pail / Lid Combo, White | | | 9.846-058.0 | | | \$24.90 | |

ROADSHOW PLUS ADVANCED FORMULA 

Roadshow Plus Advanced Formula is unmatched in its ability to totally clean and wax cars, trucks, buses, tractors, trailers, RVs and off-road equipment. It contains a set of ingredients that results in extremely fast and effective removal of grease, oil, dirt, smoke trails and road film. A special wax is added to provide a durable, attractive finish that keeps dirt from adhering to surfaces and protects them against salt, air pollution and acid rain. Highly concentrated and excellent on oxidized paint and polished aluminum. Easy to rinse and reduces water spotting. Works well in cold water and even better with hot water.



| pH | Color | Scent | Dilution | Foam | Hardness 1-5 | Phosphate Free | Kosher |
|------|----------|-------------------|----------|------|--------------|----------------|--------|
| 12.1 | dark red | fresh citrus mint | 1 : 150 | high | 5 | ✓ | ✓ |

| Size / Description | Part No. | Form | Ship Wt (lbs) | List Price |
|---|-------------|---------------|---------------|------------|
| 6 Pail Super Concentrate Kit (makes 6 x 5 gal pails) | 8.931-703.0 | Liquid-Liquid | 48 | \$440.00 |
| Drum Super Concentrate Kit (makes 1 x 55 gal drum) | 8.931-705.0 | Liquid-Liquid | 84 | \$627.50 |
| 9 Pak Super Concentrate Kit (makes 495 gals) | 8.931-704.0 | Liquid-Liquid | 728 | \$4,640.00 |
| 2 x 2.5 gal | 8.759-908.0 | Liquid | 2484 | \$116.50 |
| 5 gal | 8.759-909.0 | Liquid | 46 | \$98.00 |
| 55 gal | 8.759-910.0 | Liquid | 492 | \$766.00 |
| 275 gal (made-to-order) | 8.759-911.0 | Liquid | 2484 | \$3,950.00 |
| Label, 50-Pack, Roadshow Plus Advanced Formula, 5 gal | 8.759-912.0 | | | \$129.00 |
| Label, 50-Pack, Roadshow Plus Advanced Formula, 55 gal | 8.759-913.0 | | | \$129.00 |
| Label, 10-Pack, Roadshow Plus Advanced Formula, 275 gal | 8.759-914.0 | | | \$28.00 |
| Landa Pail / Lid Combo, Yellow | 8.929-747.0 | | | \$26.10 |
| Landa Pail / Lid Combo, White | 9.846-058.0 | | | \$24.90 |

VEHICLE WAX

Added at the final rinse, Vehicle Wax is a long-lasting liquid wax that creates a durable finish that improves a vehicle's appearance and helps keeps dirt from adhering to the surface. It gives added protection against salt, air pollution and acid rain and can be used safely on virtually every surface, including aluminum, stainless steel, glass, plastic, paint and fine automotive paint finishes.

| pH | Color | Scent | Dilution | Foam | Hardness 1-5 | Phosphate Free | Kosher |
|-----|-------|-------|----------|-------------|--------------|----------------|--------|
| 5.3 | straw | musk | 1 : 2000 | non-foaming | 1 | ✓ | ✓ |

| Size / Description | Part No. | List Price |
|--------------------|-------------|------------|
| 5 gal | 8.907-394.0 | \$233.00 |

VEHICLE PRE-SOAK

Vehicle Pre-Soak is used to remove stubborn soils like bugs, tar, oil and grease deposits on vehicles. It's applied before washing in order to penetrate and break up soils and washed away when the rest of the vehicle washing is done. The more time you allow to soak, the less scrubbing is required. Vehicle Pre-Soak is safe to use on fine auto finishes and strong enough to work on transportation fleet vehicles.

| pH | Color | Scent | Dilution | Foam | Hardness 1-5 | Phosphate Free | Kosher |
|------|-------|--------|----------|------|--------------|----------------|--------|
| 12.8 | blue | citrus | 1 : 60 | high | 4 | ✓ | ✓ |

| Size / Description | Part No. | List Price |
|--------------------|-------------|------------|
| 5 gal | 8.698-223.0 | \$155.00 |
| 55 gal | 8.698-224.0 | \$1,495.00 |

VEHICLE TIRE AND RIM CLEANER

Vehicle Tire and Rim Cleaner is a fast and easy way to deep clean the black rubber, road film and brake dust soils from your tires and rims. Simply spray, wait and rinse. This product should be used to clean tire and wheels before adding tire dressing. Make tire dressings look better and last longer. Safe to use on all tires. Safe for steel and aluminum wheels, including coated wheels.

| pH | Color | Scent | Dilution | Foam | Hardness 1-5 | Phosphate Free | Kosher |
|------|------------------|-----------|----------|------|--------------|----------------|--------|
| 12.9 | colorless, clear | detergent | RTU | high | 3 | ✓ | ✓ |

| Size / Description | Part No. | List Price |
|--------------------|-------------|------------|
| 12 x 1 qt | 8.698-226.0 | \$128.00 |

DETERGENTS

SALT AND ICE MELT REMOVER

Salt and Ice Melt Remover is a combination detergent that removes heavy soil as well as all types of damaging road salt residue. Salt and Ice Melt Remover's unique chelating action breaks down the crystalline structure of ice melt salt and prevents it from crystallizing back on the surface so it can be easily rinsed away with the rest of the dirt. Effective on fine automotive finishes as well as construction equipment, trucks and fleet vehicles.



| pH | Color | Scent | Dilution | Foam | Hardness 1-5 | Phosphate Free | Kosher |
|------|----------|--------|----------|------|--------------|----------------|--------|
| 13.4 | dark red | slight | 1 : 100 | high | 5 | ✓ | ✓ |

| Size / Description | Part No. | List Price |
|--------------------|-------------|------------|
| 5 gal | 8.698-183.0 | \$191.00 |
| 55 gal | 8.698-184.0 | \$1,795.00 |

QUICK RELEASE DETERGENT

Quick Release Detergent is concentrated heavy duty vehicle wash formulated to quickly and effectively remove dirt, grime, grease and road film from vehicles. It is ideal for vehicle wash facilities where it can be used on tractor-trailers, heavy equipment, RVs, trucks, and autos. Quick Release Detergent is formulated to pass through a pressure washer without damaging the high-pressure pump and has an oil-water quick-release surfactant making it ideally suited for use with water treatment systems.

| pH | Color | Scent | Dilution | Foam | Hardness 1-5 | Phosphate Free | Kosher |
|------|-------|--------|----------|------|--------------|----------------|--------|
| 12.8 | none | slight | 1 : 100 | low | 4 | ✓ | ✓ |

| Size / Description | Part No. | List Price |
|--------------------|-------------|------------|
| 5 gal | 8.720-037.0 | \$113.00 |
| 55 gal | 8.720-038.0 | \$580.00 |

DEGREASERS

DYNA-MIGHT ADVANCED FORMULA

Highly concentrated Dyna-Might Advanced Formula is designed to remove grease and dirt from heavy equipment, engines, trucks, buses, and tractors. Floors, buildings, concrete and walls are also no problem to clean. Equally tackles petroleum, plant and animal-based grease and oil. Dyna-Might Advanced Formula has a combination of ingredients that rapidly penetrate and remove dirt, oil, grease and other soils. Safe for use on metals and most surfaces when used as directed.



| pH | Color | Scent | Dilution | Foam | Hardness 1-5 | Phosphate Free | Kosher |
|------|------------|--------------------|----------|-----------------------------|--------------|----------------|--------|
| 10.2 | red-orange | no fragrance added | 1 : 100 | medium-high (quick rinsing) | 5 | | ✓ |

| Size / Description | Part No. | Form | Ship Wt (lbs) | List Price |
|--|-------------|---------------|---------------|------------|
| 6 Pail Super Concentrate Kit (makes 6 x 5 gal pails) | 8.929-875.0 | Liquid-Liquid | 48 | \$445.00 |
| Drum Super Concentrate Kit (makes 1 x 55 gal drum) | 8.929-766.0 | Liquid-Liquid | 84 | \$490.00 |
| 9 Pak Super Concentrate Kit (makes 495 gals) | 8.929-767.0 | Liquid-Liquid | 728 | \$3,699.00 |
| 2 x 2.5 gal | 8.759-277.0 | Liquid | 2484 | \$102.50 |
| 5 gal | 8.759-278.0 | Liquid | 46 | \$84.50 |
| 55 gal | 8.759-279.0 | Liquid | 492 | \$639.50 |
| 275 gal (made-to-order) | 8.759-280.0 | Liquid | 2484 | \$3,299.00 |
| Label, 50-Pack, Dyna-Might Advanced Formula, 5 gal | 8.759-281.0 | | | \$129.00 |
| Label, 50-Pack, Dyna-Might Advanced Formula, 55 gal | 8.759-282.0 | | | \$129.00 |
| Landa Pail / Lid Combo, Yellow | 8.929-774.0 | | | \$27.50 |
| Landa Pail / Lid Combo, White | 9.846-058.0 | | | \$26.50 |

SUPER DYNA-MIGHT ADVANCED FORMULA  **BIODEGRADABLE**

Highly concentrated Super Dyna-Might Advanced Formula is the big brother to Dyna-Might Advanced Formula and is excellent for cutting the extra tough grease and dirt from heavy machinery, engines, off-the-road equipment, fifth wheels, drag lines and cranes. Can be used for special situations on floors, buildings, and concrete. Equally tackles extra challenging petroleum, plant and animal-based grease and oil. Super Dyna-Might Advanced Formula has a combination of ingredients that rapidly penetrate and remove dirt, oil, grease and other soils. Contains water-softening agents, alkaline builders, and rust and corrosion inhibitors. Safe for use on metals and most surfaces when used as directed.



| pH | Color | Scent | Dilution | Foam | Hardness 1-5 | Phosphate Free | Kosher |
|---|-------|--------------------|----------|----------------------------|---------------|----------------|------------|
| 12.9 | blue | no fragrance added | 1 : 40 | medium-low (quick rinsing) | 5 | | ✓ |
| Size / Description | | | | Part No. | Form | Ship Wt (lbs) | List Price |
| 6 Pail Super Concentrate Kit (makes 6 x 5 gal pails) | | | | 8.929-876.0 | Liquid-Liquid | 48 | \$460.00 |
| Drum Super Concentrate Kit (makes 1 x 55 gal drum) | | | | 8.929-768.0 | Liquid-Liquid | 83 | \$530.00 |
| 9 Pak Super Concentrate Kit (makes 495 gals) | | | | 8.929-775.0 | Liquid-Liquid | 727 | \$3,999.00 |
| 2 x 2.5 gal | | | | 8.759-288.0 | Liquid | 46 | \$106.00 |
| 5 gal | | | | 8.759-289.0 | Liquid | 46 | \$87.00 |
| 55 gal | | | | 8.759-290.0 | Liquid | 491 | \$678.00 |
| 275 gal (made-to-order) | | | | 8.759-291.0 | Liquid | 2476 | \$3,299.00 |
| Label, 50-Pack, Super Dyna-Might Advanced Formula, 5 gal | | | | 8.759-292.0 | | | \$129.00 |
| Label, 50-Pack, Super Dyna-Might Advanced Formula, 55 gal | | | | 8.759-293.0 | | | \$129.00 |
| Landa Pail / Lid Combo, Yellow | | | | 8.929-774.0 | | | \$27.50 |
| Landa Pail / Lid Combo, White | | | | 9.846-058.0 | | | \$26.50 |

HEAVY DUTY DEGREASER

Heavy Duty Degreaser is an industrial strength degreaser for cleaning heavy oils and greases, carbon, lubricants and hydraulic fluids found in industrial and manufacturing environments. Heavy Duty Degreaser is formulated to pass through a pressure washer without damaging the high-pressure pump or heating coil. It is also safe to use on aluminum, stainless steel, glass, plastic and concrete. Heavy Duty Degrease is phosphate-free and outperforms competitive phosphate formula products.

| pH | Color | Scent | Dilution | Foam | Hardness 1-5 | Phosphate Free | Kosher |
|--------------------|--------------|-------|----------|-------------|--------------|----------------|------------|
| 13.3 | red / orange | none | 1 : 128 | medium | 5 | ✓ | ✓ |
| Size / Description | | | | Part No. | | | List Price |
| 5 gal | | | | 8.907-304.0 | | | \$133.00 |
| 55 gal | | | | 8.907-306.0 | | | \$1,170.00 |

INDUSTRIAL GREASE AND CARBON REMOVER

Industrial Grease and Carbon Remover is heavy-duty degreaser that quickly penetrates and cleans grime, spent oil and grease in a variety of applications, including vehicles, equipment, RVs, drilling rigs, trucks and other structures. This highly-concentrated blend is formulated to wet, penetrate and suspend soil, oils and grease and yet is safe to use indoors or outdoors on virtually every surface, including aluminum, stainless steel, glass, plastic, and painted surfaces.

| pH | Color | Scent | Dilution | Foam | Hardness 1-5 | Phosphate Free | Kosher |
|--------------------|-------|-------|----------|-------------|--------------|----------------|------------|
| 13.7 | blue | none | 1 : 100 | high | 5 | ✓ | ✓ |
| Size / Description | | | | Part No. | | | List Price |
| 5 gal | | | | 8.906-942.0 | | | \$100.00 |
| 55 gal | | | | 8.906-949.0 | | | \$917.00 |

HEAVY EQUIPMENT DETERGENT

Heavy Equipment Detergent is an effective, safe detergent that can be used on any surface. It is excellent as a pre-spray for softening and breaking up dried on or baked on soils like mud, bugs, greasy film, diesel fuel, lubricants. Excellent foaming capability. It is safe to use through a pressure washer and can be used on polished aluminum, stainless steel, glass, plastic, paint. Heavy Equipment Detergent is phosphate-free and outperforms most competitive phosphate products.

| pH | Color | Scent | Dilution | Foam | Hardness 1-5 | Phosphate Free | Kosher |
|--------------------|-------|-------|-------------|------------|--------------|----------------|--------|
| 12.9 | green | fresh | 1 : 150 | high | 5 | ✓ | ✓ |
| Size / Description | | | Part No. | List Price | | | |
| 5 gal | | | 8.698-189.0 | \$114.00 | | | |
| 55 gal | | | 8.698-190.0 | \$1,045.00 | | | |

FLEET WASH SOLVENT DETERGENT

Fleet Wash Solvent Detergent adds the cleaning properties of solvents to boost cleaning capability in order to remove heavy, petroleum-based soils. Citrus-based solvent helps break down these tough soils for fast, efficient removal, saving time and energy. It has the ability to penetrate and break down baked-on hydrocarbon-based soils, like exhaust trails and carbonized grease, yet is safe on most surfaces.

| pH | Color | Scent | Dilution | Foam | Hardness 1-5 | Phosphate Free | Kosher |
|--------------------|--------------|--------|-------------|------------|--------------|----------------|--------|
| 9.5 | light yellow | citrus | 1 : 50 | medium | 1 | ✓ | ✓ |
| Size / Description | | | Part No. | List Price | | | |
| 5 gal | | | 8.913-772.0 | \$262.00 | | | |
| 55 gal | | | 8.913-773.0 | \$2,615.00 | | | |

DEGREASERS - HIGH ALKALINITY / CAUSTIC

HEAVY DUTY BROWN DEGREASER

Heavy Duty Brown Detergent is for cleaning machinery and equipment to remove heavy daily debris of oil, light grease, sand, mud and road film. This detergent is safe to use on most heavy equipment however, due to its strength to handle heavy soils, it should not be used on aluminum, magnesium or fine paint finishes.

| pH | Color | Scent | Dilution | Foam | Hardness 1-5 | Phosphate Free | Kosher |
|--------------------|------------|-------|-------------|------------|--------------|----------------|--------|
| 13.3 | dark brown | none | 1 : 50 | high | 5 | ✓ | ✓ |
| Size / Description | | | Part No. | List Price | | | |
| 5 gal | | | 8.698-201.0 | \$86.00 | | | |
| 55 gal | | | 8.698-202.0 | \$714.00 | | | |

FLEET MACHINE AND HEAVY EQUIPMENT DEGREASER

Fleet Machine and Heavy Equipment Degreaser is an extra-strong cleaner that is ideal for cleaning heavy equipment, over-the road vehicles and off road machinery. It is especially effective cleaning exhaust stains, road grime and heavy deposits of dirt and oil. Fleet Machine and Heavy Equipment Degreaser is phosphate-free and outperforms competitive phosphate products. This powerful formula is not recommended for use on fine auto finishes, aluminum, magnesium and galvanized metal.

| pH | Color | Scent | Dilution | Foam | Hardness 1-5 | Phosphate Free | Kosher |
|--------------------|-------|-------|-------------|------------|--------------|----------------|--------|
| 13.3 | brown | none | 1 : 50 | high | 5 | ✓ | ✓ |
| Size / Description | | | Part No. | List Price | | | |
| 5 gal | | | 8.906-971.0 | \$86.00 | | | |
| 55 gal | | | 8.906-979.0 | \$714.00 | | | |

DEGREASERS - FOOD PROCESSING / SERVICE

HOOD AND DUCT DEGREASER

Hood and Duct cleaner is specifically designed to remove the dangerous build-up of grease in exhaust hoods of food cooking establishments. Through a hot water pressure washer, fast effective removal restores hood and ducts to a clean, safe result. Even carbonized grease. Hood and duct cleaner can be used to pressure wash foodservice grills, fryers, broilers and ovens as well. Routine cleaning is required in most cities and states and also by the insurance industry. NSF Approved, Nonfood Compounds (A2).

| pH | Color | Scent | Dilution | Foam | Hardness 1-5 | Phosphate Free | Kosher |
|--------------------|-------|--------|-------------|------------|--------------|----------------|--------|
| 13.7 | straw | slight | 1 : 30 | medium | 4 | ✓ | ✓ |
| Size / Description | | | Part No. | List Price | | | |
| 5 gal | | | 8.698-205.0 | \$125.00 | | | |
| 55 gal | | | 8.698-206.0 | \$1,165.00 | | | |

CHLORINATED DEGREASER

Chlorinated Degreaser removes fats, oils and greases typically found in food service and food processing establishments. It's chlorinated formula breaks down stubborn protein soils that contribute to bio-film formation. This formula is safe on stainless steel, aluminum and painted surfaces. NSF Approved, Nonfood Compounds (A1).

| pH | Color | Scent | Dilution | Foam | Hardness 1-5 | Phosphate Free | Kosher |
|--------------------|-------|-----------------|-------------|------------|--------------|----------------|--------|
| 12.3 | none | slight chlorine | 1 : 60 | high | 4 | ✓ | ✓ |
| Size / Description | | | Part No. | List Price | | | |
| 5 gal | | | 8.698-203.0 | \$82.00 | | | |
| 55 gal | | | 8.698-204.0 | \$655.00 | | | |

FLEET INTERIOR TANK CLEANER

Fleet Interior Tank Cleaner is a highly concentrated and effective cleaner for the interior of tanks and vessels. Interior tank cleaning may or may not be accessible for manual brushing/scraping. This powerful formula can cut through many layers of soil with high pressure washing and soaking, eliminating the need to enter the tank. It is extremely effective in removing the most difficult-to-clean oil, grease and hydrocarbon-based deposits. It cuts grease, grime, oil, burnt carbon. Do not use on aluminum, magnesium, galvanized metal or fine painted surfaces. It is safe to use through a pressure washer and does not damage the high-pressure pump. This formula is phosphate-free and outperforms most competitive phosphate products. NSF Approved, Nonfood Compounds (A2).

| pH | Color | Scent | Dilution | Foam | Hardness 1-5 | Phosphate Free | Kosher |
|--------------------|-------|--------|-------------|------------|--------------|----------------|--------|
| 13.7 | straw | slight | 1 : 30 | medium | 4 | ✓ | ✓ |
| Size / Description | | | Part No. | List Price | | | |
| 5 gal | | | 8.914-094.0 | \$122.00 | | | |
| 55 gal | | | 8.914-096.0 | \$1,115.00 | | | |

ACIDIC CLEANERS

FLEET ALUMINUM BRIGHTENER

Fleet Aluminum Brightener is an extra-strength, acid-based, aluminum cleaner and brightener designed for non-polished aluminum tanks and trailers, aluminum wheels and for preparing aluminum for painting. Do NOT use on glass, polished aluminum or anodized aluminum. Fleet Aluminum Brightener is effective in removing grease, oils, baked-on carbon and diesel smoke. This formula is non foaming.



| pH | Color | Scent | Dilution | Foam | Hardness 1-5 | Phosphate Free | Kosher |
|--------------------|-------|--------|-------------|------------|--------------|----------------|--------|
| < 1.0 | straw | citrus | RTU | medium | 4 | | ✓ |
| Size / Description | | | Part No. | List Price | | | |
| 5 gal | | | 8.907-711.0 | \$123.00 | | | |
| 55 gal | | | 8.907-712.0 | \$835.00 | | | |

DETERGENTS

FLEET TRAILER CLEANER

Fleet Trailer Cleaner is a concentrated, non-etching, acid-based detergent formulated to quickly penetrate and remove grease, grime, dirt, road film and welding smut from polished aluminum and stainless steel surfaces. It shines aluminum and stainless by removing the oxidation that makes those surfaces dull looking.

| pH | Color | Scent | Dilution | Foam | Hardness 1-5 | Phosphate Free | Kosher |
|--------------------|-------|--------|-------------|------------|--------------|----------------|--------|
| 1.1 | straw | citrus | RTU | medium | 4 | | ✓ |
| Size / Description | | | Part No. | List Price | | | |
| 5 gal | | | 8.698-174.0 | \$129.00 | | | |
| 55 gal | | | 8.698-175.0 | \$971.00 | | | |

CONCRETE REMOVER

Concrete Remover effectively removes concrete splatters and deposits from construction vehicles, equipment, tools and commercial surfaces. Not intended for use on fine automotive finishes. Always pre-test undiluted product in an inconspicuous area, to determine safety and suitability for the intended use.

| pH | Color | Scent | Dilution | Foam | Hardness 1-5 | Phosphate Free | Kosher |
|--------------------|--------|-------|-------------|------------|--------------|----------------|--------|
| 2.2 | yellow | sharp | 1 : 1 | low | 3 | ✓ | ✓ |
| Size / Description | | | Part No. | List Price | | | |
| 5 gal | | | 8.698-181.0 | \$235.00 | | | |
| 55 gal | | | 8.698-182.0 | \$1,995.00 | | | |

METAL PAINT AND PREP PHOSPHATIZER

Metal Paint and Prep Phosphatizer is a complete and economical phosphatizing agent for the phosphatizing of iron and steel parts prior to painting. Effective in spray, dip and wipe-on applications. Metal Paint and Prep Phosphatizer works well in hard or soft water and rinses completely.



| pH | Color | Scent | Dilution | Foam | Hardness 1-5 | Phosphate Free | Kosher |
|--------------------|-------|-------------------|-------------|------------|--------------|----------------|--------|
| 3.1 | none | detergent solvent | 1 : 512 | low | 5 | | ✓ |
| Size / Description | | | Part No. | List Price | | | |
| 5 gal | | | 8.914-472.0 | \$136.00 | | | |
| 55 gal | | | 8.914-484.0 | \$1,230.00 | | | |

AUTOMATIC PARTS WASHERS

LANDA APW COMPLETE

APW Complete is a highly concentrated aqueous automatic parts washer detergent powder that is effective in cleaning heavy grease and oil buildup on parts made of ferrous metal. Contains corrosion inhibitors for protection against corrosion and flash rusting. Enhanced non-foaming formula assists with foam control in the parts washer sump.



| pH | Color | Scent | Dilution | Foam | Hardness 1-5 | Phosphate Free | Kosher |
|--------------------|--------------|------------|------------------|-------------|--------------|----------------|--------|
| 12.4 | white powder | none added | 0.5 - 2.0 oz/gal | non-foaming | 5 | | ✓ |
| Size / Description | | | Part No. | List Price | | | |
| 40 lb | | | 8.760-105.0 | \$239.00 | | | |
| 450 lb | | | 8.760-106.0 | \$2,239.00 | | | |

LANDA APW SOFT ALLOY SHINE

APW Soft Alloy Shine is a powder heavy duty aqueous automatic parts washer detergent specially formulated for use on softer materials such as brass, copper, stainless steel and plastics. Higher alkalinity solvent-based cleaning booster provides effective penetration and removal of difficult oil, grease and carbon-based soils while protecting softer materials.



| pH | Color | Scent | Dilution | Foam | Hardness 1-5 | Phosphate Free | Kosher |
|--------------------|--------|--------|------------------|-------------|--------------|----------------|--------|
| 11.9 | yellow | citrus | 0.5 - 2.0 oz/gal | non-foaming | 5 | | ✓ |
| Size / Description | | | Part No. | | List Price | | |
| 40 lb | | | 8.760-107.0 | | | | |
| 450 lb | | | 8.760-108.0 | | | | |

LANDA DEFOAMER

Defoamer is a fast-acting agent that suppresses foam build up in soak tanks and aqueous automatic parts washers. The high dilution ratio makes the cost-in-use very economical. Compatible with most metals, painted or plastic pieces that can be cleaned in a parts washer. Effective in hard or soft water. Can be used with most phosphatizers.



| pH | Color | Scent | Dilution | Foam | Hardness 1-5 | Phosphate Free | Kosher |
|--------------------|--------------|-------|------------------|------|--------------|----------------|--------|
| 8.5 | opaque white | none | 1.0 - 2.0 oz/gal | none | 3 | ✓ | ✓ |
| Size / Description | | | Part No. | | List Price | | |
| 4 x 1 gal | | | 8.760-109.0 | | | | |
| 55 gal | | | 8.760-110.0 | | | | |

LANDA VCI

Vapor Corrosion Inhibitor (VCI) is especially effective in inhibiting rust in automatic parts washers. Vapor Corrosion Inhibitor contains a superior blend of corrosion inhibitors that give outstanding protection in both the liquid and vapor phase. This prevents corrosion in automatic parts washers and on the metal parts being cleaned.



| pH | Color | Scent | Dilution | Foam | Hardness 1-5 | Phosphate Free | Kosher |
|--------------------|-------|---------|------------------|------|--------------|----------------|--------|
| 10.2 | clear | solvent | 10 oz per 25 gal | none | 3 | ✓ | ✓ |
| Size / Description | | | Part No. | | List Price | | |
| 4 x 1 gal | | | 8.760-111.0 | | | | |
| 5 gal | | | 8.760-112.0 | | | | |
| 55 gal | | | 8.760-113.0 | | | | |

BUILDING CARE - HARD FLOOR

NEUTRAL FLOOR CLEANER

Neutral Floor cleaner is formulated for everyday floor cleaning of resilient tile, hard finished floors, polished stone and polished concrete floors. No-rinse formula is designed to remove soil and leave a streak-free finish. Developed for scrubber machines, this formula is non-foaming, phosphate-free and contains ingredients that protect the machine from scale and contaminants.

| pH | Color | Scent | Dilution | Foam | Hardness 1-5 | Phosphate Free | Kosher |
|--------------------|--------------|---------|-------------|------|--------------|----------------|--------|
| 7.9 | light yellow | solvent | 1 : 128 | low | 4 | ✓ | ✓ |
| Size / Description | | | Part No. | | List Price | | |
| 4 x 1 gal | | | 8.698-209.0 | | \$107.00 | | |
| 5 gal | | | 8.698-210.0 | | \$120.00 | | |
| 55 gal | | | 8.698-211.0 | | \$1,160.00 | | |

SHOP FLOOR CLEANER

Shop Floor Cleaner is formulated for heavy-duty cleaning of soils typically found in machine shop environments. Lifts and removes petroleum-based grease and oily soils from all types of finished and unfinished concrete, including painted and epoxy-coated floors. No-rinse formula is designed to remove soil and leave a streak-free finish. Developed for scrubber machines, this formula is non-foaming, phosphate-free and contains ingredients that protect the machine from scale and contaminants.

| pH | Color | Scent | Dilution | Foam | Hardness 1-5 | Phosphate Free | Kosher |
|--------------------|------------------|---------|-------------|------|--------------|----------------|--------|
| 13.3 | light red, clear | solvent | 1 : 128 | low | 5 | ✓ | ✓ |
| Size / Description | | | Part No. | | | List Price | |
| 5 gal | | | 8.698-207.0 | | | \$142.00 | |
| 55 gal | | | 8.698-208.0 | | | \$1,180.00 | |

WAREHOUSE FLOOR CLEANER

Warehouse Floor Cleaner is formulated for everyday warehouse concrete floor cleaning. Use on finished or unfinished concrete. Safe for polished concrete floors. No-rinse formula is designed to remove dense concrete dust and leave a streak-free finish. Developed for scrubber machines, this formula is non-foaming, phosphate-free and contains ingredients that protect the machine from scale and contaminants.

| pH | Color | Scent | Dilution | Foam | Hardness 1-5 | Phosphate Free | Kosher |
|--------------------|-------|---------|-------------|--------|--------------|----------------|--------|
| 12.9 | blue | solvent | 1 : 128 | medium | 5 | ✓ | ✓ |
| Size / Description | | | Part No. | | | List Price | |
| 5 gal | | | 8.698-212.0 | | | \$144.00 | |
| 55 gal | | | 8.698-213.0 | | | \$1,190.00 | |
| 275 gal | | | 8.698-214.0 | | | \$5,395.00 | |

TIRE MARK REMOVER AND PRE-SOAK*

Kärcher Tire Mark Remover eliminates stubborn rubber marks quickly and is a ready-to-use, spray and wipe / pre-spray cleaner with synergistic solvent power. This cleaner has been specifically formulated to remove rubber tire marks on floors and other hard surfaces. Kärcher Tire Mark Remover also removes greasy soils and marks on most washable surfaces, including those listed below.

| pH | Color | Scent | Dilution | Foam | Hardness 1-5 | Phosphate Free | Kosher |
|--------------------|--------------|--------|-------------|------|--------------|----------------|--------|
| 12.0 | clear yellow | citrus | RTU | low | 5 | ✓ | ✓ |
| Size / Description | | | Part No. | | | List Price | |
| 12 x 1 qt | | | 8.759-327.0 | | | \$141.00 | |
| 4 x 1 gal | | | 8.759-326.0 | | | \$140.00 | |
| 55 gal | | | 8.759-325.0 | | | \$1,339.00 | |

ICE BREAKER FREEZER CLEANER*

Warehouse Floor Cleaner is formulated for everyday warehouse concrete floor cleaning. Use on finished or unfinished concrete. Safe for polished concrete floors. No-rinse formula is designed to remove dense concrete dust and leave a streak-free finish. Developed for scrubber machines, this formula is non-foaming, phosphate-free and contains ingredients that protect the machine from scale and contaminants.

| pH | Color | Scent | Dilution | Foam | Hardness 1-5 | Phosphate Free | Kosher |
|--------------------|------------|-------|-------------|------|--------------|----------------|--------|
| 11.9 | clear blue | none | RTU | low | 5 | ✓ | ✓ |
| Size / Description | | | Part No. | | | List Price | |
| 4 x 1 gal | | | 8.759-330.0 | | | \$149.00 | |
| 5 gal | | | 8.759-329.0 | | | \$159.00 | |
| 55 gal | | | 8.759-328.0 | | | \$1,536.00 | |

*Product labeling is Kärcher-branded.

BUILDING CARE - SOFT FLOOR

RED CARPET EXTRACTION CLEANER*

Professional liquid extraction agent for residential and commercial carpet and upholstery cleaning. Encapsulates soils and flushes prespray clean.

| pH | Color | Scent | Dilution | Foam | Hardness 1-5 | Phosphate Free | Kosher |
|--------------------|-------------|--------|-------------|------------|--------------|----------------|--------|
| 11.5 | bright blue | citrus | 1 : 128 | low | 5 | ✓ | ✓ |
| Size / Description | | | Part No. | List Price | | | |
| 4 x 1 gal | | | 8.695-210.0 | \$127.00 | | | |

RED CARPET SUPER PRE-SPRAY*

Professional pre-spray formulated with a gentle but powerful blend of solvents, surfactants and other specialty materials. Designed to outperform all other fine fabric cleaning products.

| pH | Color | Scent | Dilution | Foam | Hardness 1-5 | Phosphate Free | Kosher |
|--------------------|------------|--------|-------------|------------|--------------|----------------|--------|
| 10.2 | blue green | citrus | 1 : 16 | medium | 5 | | ✓ |
| Size / Description | | | Part No. | List Price | | | |
| 4 x 1 gal | | | 8.695-207.0 | \$225.00 | | | |

RED CARPET SUPER CONDITIONING RINSE*

Professional multi-purpose acidic extraction rinse. Removes soils and prespray residues that others leave behind, while safe organic acids neutralize alkalinity. Concentrated.

| pH | Color | Scent | Dilution | Foam | Hardness 1-5 | Phosphate Free | Kosher |
|--------------------|-------|--------|-------------|------------|--------------|----------------|--------|
| 2.2 | green | citrus | 1 : 128 | low | 5 | ✓ | ✓ |
| Size / Description | | | Part No. | List Price | | | |
| 4 x 1 gal | | | 8.695-209.0 | \$147.00 | | | |

RED CARPET WOOL & NATURAL FIBER CLEANER*

Professional strength Wool & Natural Fiber Cleaner has a neutral pH and is built with gentle cleansers. Safe to use on cotton, wool and synthetic fibers. Concentrated.

| pH | Color | Scent | Dilution | Foam | Hardness 1-5 | Phosphate Free | Kosher |
|--------------------|------------|--------|-------------|------------|--------------|----------------|--------|
| 8.0 | slate blue | citrus | 1 : 128 | low | 5 | | ✓ |
| Size / Description | | | Part No. | List Price | | | |
| 4 x 1 gal | | | 8.695-211.0 | \$126.00 | | | |

RED CARPET EXPERT ALL-N-1 CARPET CLEANER*

Provides everything you need in one convenient formula. Clean carpets, remove spots and deodorize all in one step. Concentrated.

| pH | Color | Scent | Dilution | Foam | Hardness 1-5 | Phosphate Free | Kosher |
|--------------------|-------|-------|-------------|------------|--------------|----------------|--------|
| 8.8 | blue | fresh | 1 : 64 | low | 5 | | ✓ |
| Size / Description | | | Part No. | List Price | | | |
| 12 x 1 qt | | | 8.695-229.0 | \$150.00 | | | |
| 4 x 1 gal | | | 8.695-230.0 | \$116.00 | | | |

*Product labeling is Kärcher-branded.

DETERGENTS

RED CARPET LIQUID DEFOAMER*

A unique blend of foam-reducing agents that instantly decreases foam levels in hoses and waste tanks.

| pH | Color | Scent | Dilution | Foam | Hardness 1-5 | Phosphate Free | Kosher |
|--------------------|-------|-------|-------------|------------|--------------|----------------|--------|
| 7.0 | white | none | 1 : 128 | N/A | 1 | | ✓ |
| Size / Description | | | Part No. | List Price | | | |
| 4 x 1 gal | | | 8.695-213.0 | \$170.00 | | | |

RED CARPET ENZYME DEODORIZER*

Professional level deodorizer that contains a premium blend of enzymes to break down odors and the source of odors associated with feces, urine, vomit, sweat, and pet odors.

| pH | Color | Scent | Dilution | Foam | Hardness 1-5 | Phosphate Free | Kosher |
|--------------------|-------|--------|-------------|------------|--------------|----------------|--------|
| 8.5 | amber | citrus | 1 : 4 | low | 2 | | ✓ |
| Size / Description | | | Part No. | List Price | | | |
| 4 x 1 gal | | | 8.695-218.0 | \$228.00 | | | |

RED CARPET ODOR NEUTRALIZER*

Professional strength deodorizer. Can be used on small to large clean-up incidents. Suitable for restoration and remediation efforts.

| pH | Color | Scent | Dilution | Foam | Hardness 1-5 | Phosphate Free | Kosher |
|--------------------|-------|--------|-------------|------------|--------------|----------------|--------|
| 7.6 | clear | floral | 1 : 128 | medium | 3 | ✓ | ✓ |
| Size / Description | | | Part No. | List Price | | | |
| 4 x 1 gal | | | 8.695-219.0 | \$145.00 | | | |

RED CARPET PRO SPOTTER*

Professional ready-to-use all-purpose water-based spotting agent. Can be used on almost all synthetic and natural fiber carpets, area rugs, upholstery, and fine fabrics.

| pH | Color | Scent | Dilution | Foam | Hardness 1-5 | Phosphate Free | Kosher |
|--------------------|-------|-------|-------------|------------|--------------|----------------|--------|
| 7.1 | clear | none | 1 : 1 | medium | 5 | ✓ | ✓ |
| Size / Description | | | Part No. | List Price | | | |
| 12 x 1 qt | | | 8.695-222.0 | \$199.00 | | | |

ICAPSOL - ENCAPSULATING INTERIM CLEANING CHEMICAL*

Low moisture carpet cleaner.

| pH | Color | Scent | Dilution | Foam | Hardness 1-5 | Phosphate Free | Kosher |
|--------------------|--------------------|---------|-------------|------------|--------------|----------------|--------|
| 7.2 | clear light yellow | acrylic | 1 : 16 | low | 3 | | ✓ |
| Size / Description | | | Part No. | List Price | | | |
| 4 x 1 gal | | | 8.695-226.0 | \$190.00 | | | |
| 12 x 1 pt | | | 8.695-469.0 | \$133.00 | | | |

ICAPSOL - ENCAPSULATING CLEANING CHEMICAL WITH CARPET PROTECTION*

Low moisture carpet cleaner with stain protection for easier next time cleaning.

| pH | Color | Scent | Dilution | Foam | Hardness 1-5 | Phosphate Free | Kosher |
|--------------------|-------------|---------|-------------|------------|--------------|----------------|--------|
| 6.5 - 7.5 | clear amber | acrylic | 1 : 16 | low | 3 | | ✓ |
| Size / Description | | | Part No. | List Price | | | |
| 4 x 1 gal | | | 8.695-227.0 | \$202.00 | | | |
| 12 x 1 pt | | | 8.695-470.0 | \$140.00 | | | |
| 5 gal | | | 8.695-643.0 | \$245.00 | | | |

*Product labeling is Kärcher-branded.

DISINFECTANTS & SANITIZERS

VITAL OXIDE

Vital Oxide is an EPA registered disinfectant and sanitizer with the following key attributes: Disinfection, Sanitizing, Odor Elimination, Carpet Sanitization, Allergen Removal, Kills Mold and Mildew, Parvo, Distemper, and Tuberculous. Sanitizer dilution is NSF approved as a no rinse sanitizer for non-porous food contact surfaces. Protect from freezing. (US Only).

| pH | Color | Scent | Dilution | Foam | Hardness 1-5 | Phosphate Free | Kosher |
|-----------|-------|-------|---|--------|--------------|----------------|--------|
| 8.0 - 9.0 | clear | none | Disinfection: RTU Carpet: 5 : 1 Sanitizing: 9 : 1 | medium | 3 | ✓ | ✓ |

| Size / Description | Part No. | List Price |
|---|-------------|------------|
| 6 x 32 oz | 8.639-560.0 | \$96.00 |
| 4 x 1 gal | 8.639-558.0 | \$198.00 |
| 5 gal | 8.644-292.0 | \$237.00 |
| 15 gal | 8.642-823.0 | \$521.00 |
| 55 gal | 8.698-112.0 | \$1,831.00 |
| 12 x 3 oz | 8.759-565.0 | \$120.00 |
| Vital Oxide Secondary Label, 3" x 3", RTU | 8.644-439.0 | \$0.60 |
| Vital Oxide Secondary Label, 3" x 3", 5:1 | 8.642-868.0 | \$0.60 |
| Vital Oxide Secondary Label, 3" x 3", 9:1 | 8.642-869.0 | \$0.60 |

HARD SURFACE CLEANERS

PROFESSIONAL MULTI-PURPOSE & DAILY CLEANER*

Kärcher Professional Multi-Purpose & Daily Cleaner quickly cuts through grease, grime and dirt. This highly versatile product can be used on a wide range of surface types including tile, plastics, laminate, and stainless steel. It is powerful yet gentle enough for use as a daily cleaner.

| pH | Color | Scent | Dilution | Foam | Hardness 1-5 | Phosphate Free | Kosher |
|------|-------|-------|----------|------|--------------|----------------|--------|
| 10.8 | none | none | RTU | low | 3 | ✓ | ✓ |

| Size / Description | Part No. | List Price |
|--------------------|-------------|------------|
| 12 x 1 qt | 8.759-332.0 | \$63.00 |
| 4 x 1 gal | 8.759-331.0 | \$59.00 |

COMPASS™ CLEAN*

Professional grade alkaline formula for hard surface cleaning. Designed for use with Kacher AP 100/50 M multi-purpose facility cleaning machine.

| pH | Color | Scent | Dilution | Foam | Hardness 1-5 | Phosphate Free | Kosher |
|------|--------|-------|----------|--------|--------------|----------------|--------|
| 13.6 | orange | none | RTU | medium | 3 | ✓ | ✓ |

| Size / Description | Part No. | List Price |
|--------------------|-------------|------------|
| 4 x 1 gal | 8.695-241.0 | \$137.00 |

*Product labeling is Kärcher-branded.

DETERGENTS

COMPASS™ SHINE*

Professional grade mild acid formula for hard surface cleaning in commercial bathroom settings. Designed for use with Kärcher AP 100/50 M multi-purpose facility cleaning machine.

| pH | Color | Scent | Dilution | Foam | Hardness 1-5 | Phosphate Free | Kosher |
|--------------------|------------|-------------|-------------|------------|--------------|----------------|--------|
| 1.0 | dark green | wintergreen | RTU | medium | 5 | | ✓ |
| Size / Description | | | Part No. | List Price | | | |
| 4 x 1 gal | | | 8.695-242.0 | \$167.00 | | | |

COMPASS™ RINSE*

Professional grade rinse-aid that ensures spot-free drying. Designed for use with Kärcher AP 100/50 M multi-purpose, facility cleaning machine.

| pH | Color | Scent | Dilution | Foam | Hardness 1-5 | Phosphate Free | Kosher |
|--------------------|-------|-------|-------------|------------|--------------|----------------|--------|
| 3.9 | clear | none | 1 : 2560 | low | 5 | ✓ | ✓ |
| Size / Description | | | Part No. | List Price | | | |
| 12 x 1 qt | | | 8.695-243.0 | \$179.00 | | | |

GUM REMOVER DETERGENT

Formulated for Kärcher SG1 Gum Remover. Service Pack includes 2 LPG carts, 4 bottles solution, 2 black stainless steel brushes, 1 green brush. 8-9 hrs run time.

| pH | Color | Scent | Dilution | Foam | Hardness 1-5 | Phosphate Free | Kosher |
|---------------------|-------|-------|-------------|------------|--------------|----------------|--------|
| 6.0 | amber | none | RTU | medium | 2 | ✓ | ✓ |
| Size / Description | | | Part No. | List Price | | | |
| 12 pack gas bottles | | | 8.638-579.0 | \$505.00 | | | |
| 24 liters | | | 8.638-580.0 | \$722.00 | | | |
| Service Pack | | | 8.639-871.0 | \$240.00 | | | |

PRESSURE WASHER MAINTENANCE

COIL DESCALER

Coil descaler quickly and safely removes hard water scale build up that robs the performance of your pressure washer. Removing the build-up improves the water flow, heat transfer while reducing strain on the pump.

| pH | Color | Scent | Dilution | Foam | Hardness 1-5 | Phosphate Free | Kosher |
|--------------------|-------|----------------|-------------|------------|--------------|----------------|--------|
| 1.0 | white | slight solvent | 1 : 16 | high | 5 | ✓ | ✓ |
| Size / Description | | | Part No. | List Price | | | |
| 12 x 2 lb | | | 8.914-296.0 | \$436.00 | | | |
| 1 x 8 lb | | | 8.759-763.0 | \$144.00 | | | |

*Product labeling is Kärcher-branded.

PUMP AND COIL PROTECTANT*

Pump and Coil Protectant is a multi-component product made from heat-resistant organic and inorganic salts. Its stabilizing action on the minerals which cause hardness in water, is based on its ability to impede the growth of mineral deposits. This product is proprietary to machines that have a built in dispenser for this product. Keeps your machine running efficiently with optimum performance and reliability.

| pH | Color | Scent | Dilution | Foam | Hardness 1-5 | Phosphate Free | Kosher |
|--------------------|-------------|-------|------------|------|--------------|----------------|--------|
| 7.3 | amber | none | RTU | none | 5 | ✓ | ✓ |
| Size / Description | Part No. | | List Price | | | | |
| 12 x 1 qt | 8.698-058.0 | | \$136.00 | | | | |
| 4 x 1 gal | 9.556-111.0 | | \$98.00 | | | | |
| 5 gal | 9.556-011.0 | | \$86.00 | | | | |

PUMP AND COIL PROTECTANT CONCENTRATE*

Pump and Coil Protectant is a multi-component product made from heat-resistant organic and inorganic salts. Its stabilizing action on the minerals which cause hardness in water, is based on its ability to impede the growth of mineral deposits. This product is proprietary to machines that have a built in dispenser for this product. Keeps your machine running efficiently with optimum performance and reliability.

| pH | Color | Scent | Dilution | Foam | Hardness 1-5 | Phosphate Free | Kosher |
|--------------------|-------------|-------|------------|------|--------------|----------------|--------|
| 7.6 | light brown | none | 1 : 10 | none | 5 | ✓ | ✓ |
| Size / Description | Part No. | | List Price | | | | |
| 5 gal | 9.556-010.0 | | \$230.00 | | | | |

DETERGENT ACCESSORIES

| Product Des | Size | Part No. | List Price |
|--|----------------|-------------|------------|
| Landa Pail / Lid Combo, Yellow | 5 gal | 8.929-747.0 | \$26.10 |
| Landa Pail / Lid Combo, White | 5 gal | 9.846-058.0 | \$24.90 |
| Label, Landa, Secondary Blank/Write-In | | 8.642-713.0 | \$0.60 |
| Label, UN1760 Corrosive Liquids, Sodium Hydroxide, 8, II | 50-Pack | 8.759-964.0 | \$129.00 |
| Label, UN1760 Corrosive Liquids, Sodium Metasilicate, 8, II | 50-Pack | 8.759-965.0 | \$129.00 |
| Label, UN1719 Caustic Alkali Liquids, Sodium Hydroxide, Sodium Metasilicate, 8, II | 50-Pack | 8.759-966.0 | \$129.00 |
| 2-Gallon Pump Sprayer with Wand | | 8.628-441.0 | \$116.00 |
| Disposable Siphon Pail Pump | 5 gal | 8.704-694.0 | \$13.90 |
| Disposable Siphon Drum Pump | 15, 30, 55 gal | 8.704-696.0 | \$28.50 |
| Disposable Heavy Duty Siphon Drum Pump | 15, 30, 55 gal | 8.704-698.0 | \$39.70 |
| Drum / Tank Pump, Crank Type, Polypropylene (Standard) | | 8.704-700.0 | \$258.00 |
| Drum / Tank Pump, Crank Type, Ryton (Deluxe) | | 8.704-701.0 | \$377.00 |
| Replacement Handle for Crank Type Drum / Tank Pump | | 8.700-526.0 | \$15.80 |
| Bung Wrench 2" and 3/4" Plug | | 8.712-534.0 | \$42.60 |
| 5-Gal Pail Lid Opener | | 8.704-689.0 | \$29.90 |
| Drum Faucet 3/4" Bung Size, Natural | | 8.704-692.0 | \$7.15 |
| pH Test Strips | 100-Pack | 8.753-577.0 | \$66.50 |

*Product labeling is Kärcher-branded.

NOTES

BOYD EQUIPMENT

cleaning systems



2022 Winner
Larry Linton Leadership Award

Boyd Equipment
Tucson, AZ
@BoydEquipCo

Buy with Confidence

Landa's advertised specifications (PSI, GPM, etc.) are certified by the Cleaning Equipment Trade Association (CETA) to be correct. All Landa equipment is tested in labs accredited by the Occupational Safety and Health Administration (OSHA) as a Nationally Recognized Testing Laboratory (NRTL). UL, CSA (Canadian Standards Association) International and ETL are accredited by OSHA. These labs use the same set of U.S. standards and codes to test for technical competence, integrity, and certification testing. Landa equipment is certified to ETL-ETLC standards, which is a must in comparing machines on an equal basis and lends and adds assurance of safety when using our equipment.



Certification

Our manufacturing facilities have established and apply a Quality and Environmental Management System to be ISO 9001:2008 and ISO 14001:2004 certified.



#LANDATOUGH

Connect with us!



(877) LANDA-DLR

(877) 526-3235

orders@landa.com

landa.com

LANDA®